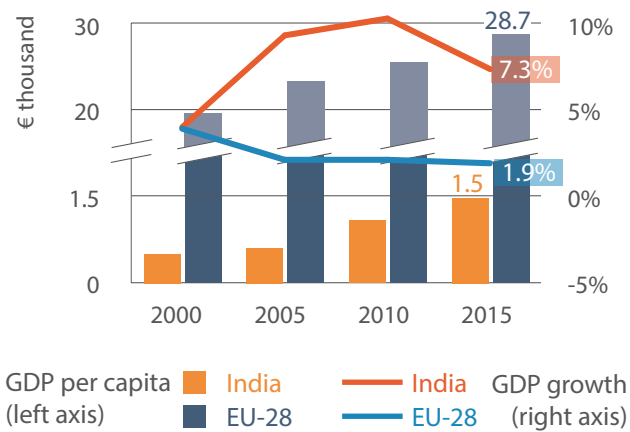
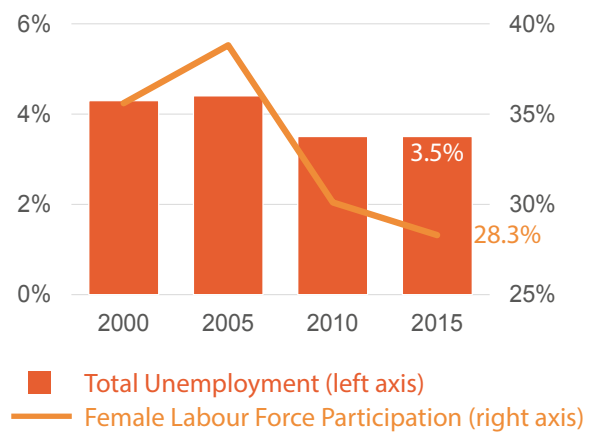


# India: economic indicators and trade with EU

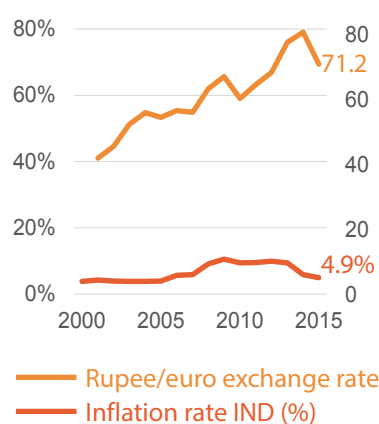
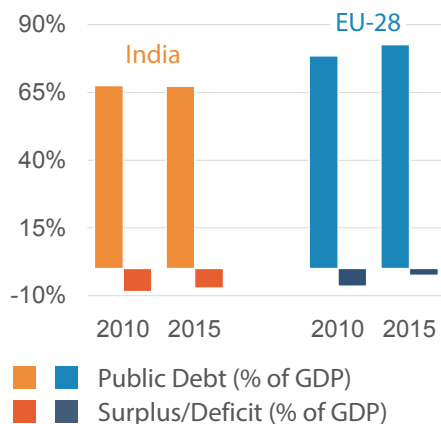
GDP per capita (€) and annual growth (%) in India and the EU-28



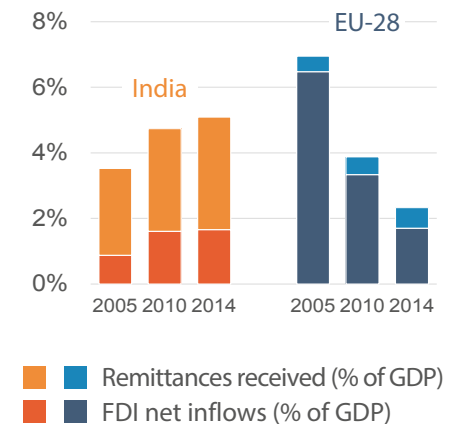
Indian total unemployment and female labour market participation



Public finances, monetary and financial data



FDI and remittances to India and the EU-28



## India's business environment and socio-economic indicators



### Rank

The **Ease of Doing Business's** 'distance to frontier' score assesses the overall level of regulatory performance of a country. It ranges from 0='lowest performance' to 100='the frontier', the best performance observed worldwide at each year.

The **Human Development Index** (HDI) measures the average achievement in key dimensions of human development. It is based on life expectancy at birth, average duration of education and GDP per capita. It ranges from 0 to 100. 'High human development countries' (UN) are in the range between 70 and 80.

The **Corruption Perception Index** measures the perceived levels of public sector corruption worldwide. Scores range from 0 (highly corrupt) to 100 (very clean). In 2015, two thirds of the countries score below 50.

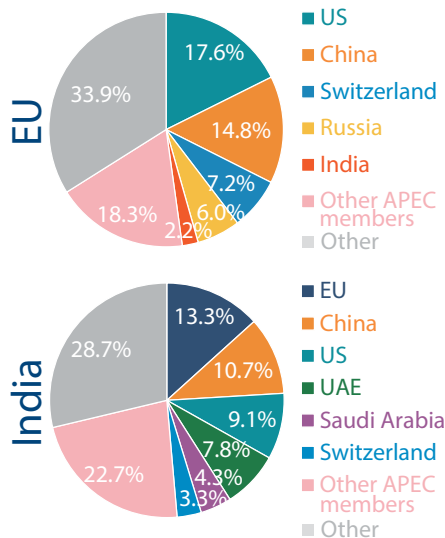
The **GINI Index** measures the deviation of the distribution of income among individuals or households within a country from a perfectly equal distribution. It is hence a measure of inequality in income distribution. A value of 0 represents absolute equality, a value of 100 absolute inequality.

EU trade with India



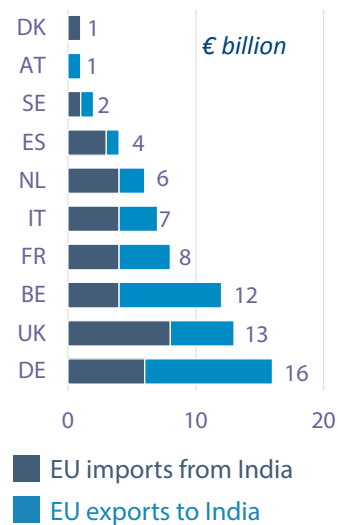
Main trade partners (2015)

Trade in goods, exports plus imports

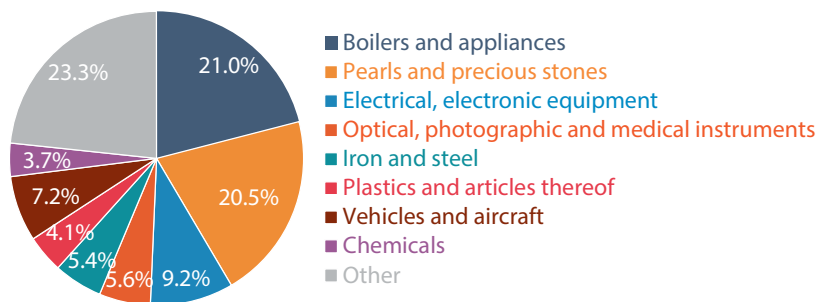


Top EU partners (2015)

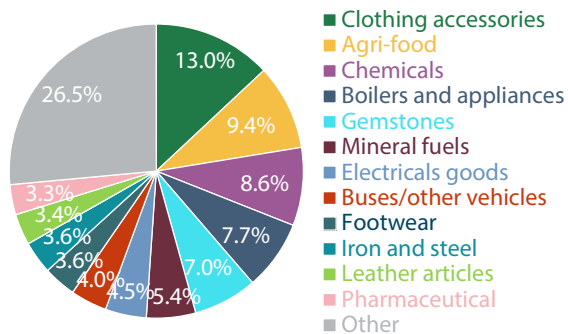
Trade in goods



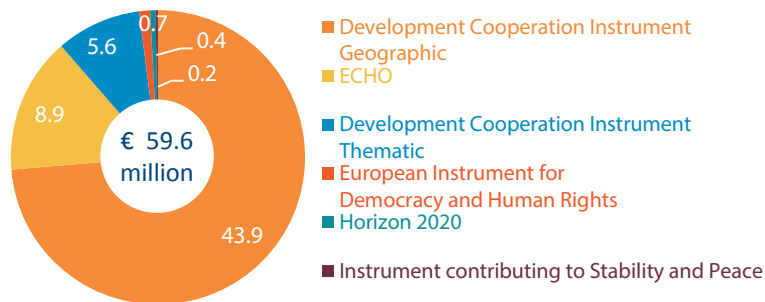
EU exports to India (2015)



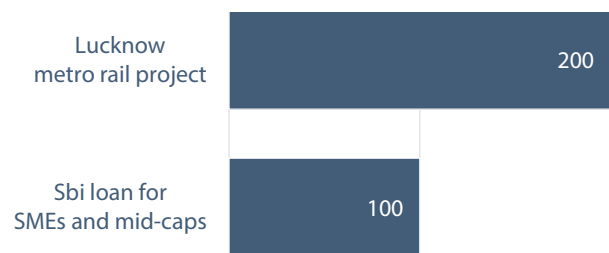
Indian exports to EU (2015)



EU grants paid to Indian beneficiaries (2014)



Preferential loans to India



Notes

GlobalStat is a project developed by the European University Institute's Global Governance Programme (Italy) and the Francisco Manuel dos Santos Foundation (Portugal). Data sources for Page 1: GDP figures, inflation and exchange rates are from IMF WEO (April 2016) and Eurostat (2016); Labour market data are from ILO KILM (2015); FDI and remittances data are estimates from World Bank staff based on IMF BoP data (2016); HDI and GINI indexes are from UNDP HDR (2015) and are re-scaled (\*) from 0-1 to 0-100 for better comparability; CPI is from Transparency International (2015); Doing Business data are from the World Bank Group - Doing Business Unit (2016).

Data sources for page 2: EU trade with India, Main trade partners (EU), Top 10 partners Member States (goods), EU exports to India (%) and Indian exports to EU (%) are from ComExt, Eurostat; Other APEC members = Australia, Brunei, Canada, Chile, Hong Kong, Indonesia, Japan, Malaysia, Mexico, New Zealand, Papua New Guinea, Peru, Philippines, Singapore, South Korea, Thailand and Vietnam; main trade partners (India) are from IMF; UAE = United Arab Emirates, other APEC members = Australia, Brunei, Canada, Chile, Hong Kong, Indonesia, Japan, South Korea, Malaysia, Mexico, New Zealand, Papua New Guinea, Peru, Philippines, Russia, Singapore, Taiwan, Thailand and Vietnam; EU grants paid to Indian beneficiaries (2014) are from European Commission; Preferential loans to India are from European Investment Bank (EIB).

**Disclaimer and Copyright.** The content of this document is the sole responsibility of the authors and any opinions expressed therein do not necessarily represent the official position of the European Parliament and of the European University Institute. It is addressed to the Members and staff of the EP for their parliamentary work. Reproduction and translation for non-commercial purposes are authorised, provided the source is acknowledged and the European Parliament and GlobalStat are given prior notice and sent a copy. © European Union & GlobalStat, 2016.

eprs@ep.europa.eu (mail) – <http://www.eprs.ep.parl.union.eu> (intranet) – <http://www.europarl.europa.eu/thinktank> (internet) – <http://epthinktank.eu> (blog) – [globalstat@eui.eu](mailto:globalstat@eui.eu) (mail) – <http://www.globalstat.eu> (internet)