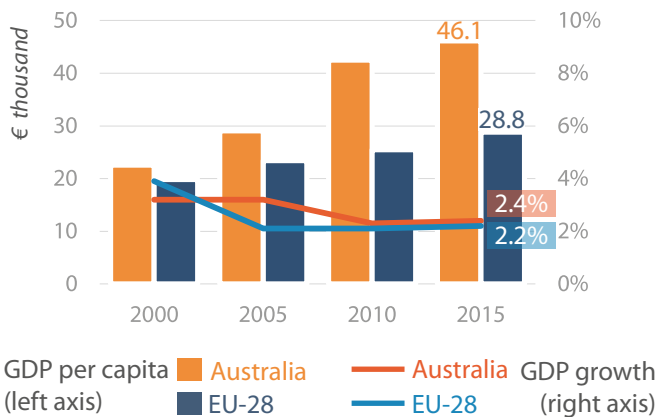
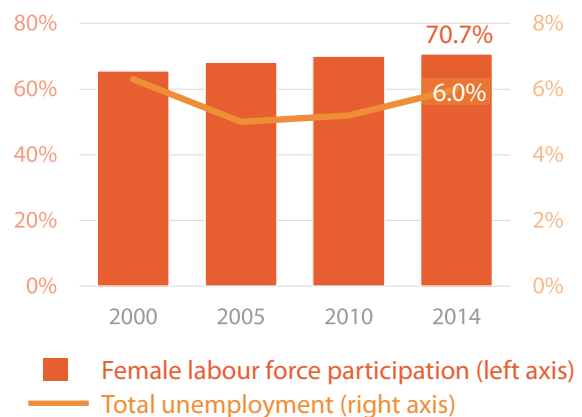


## Australia: Economic indicators and trade with EU

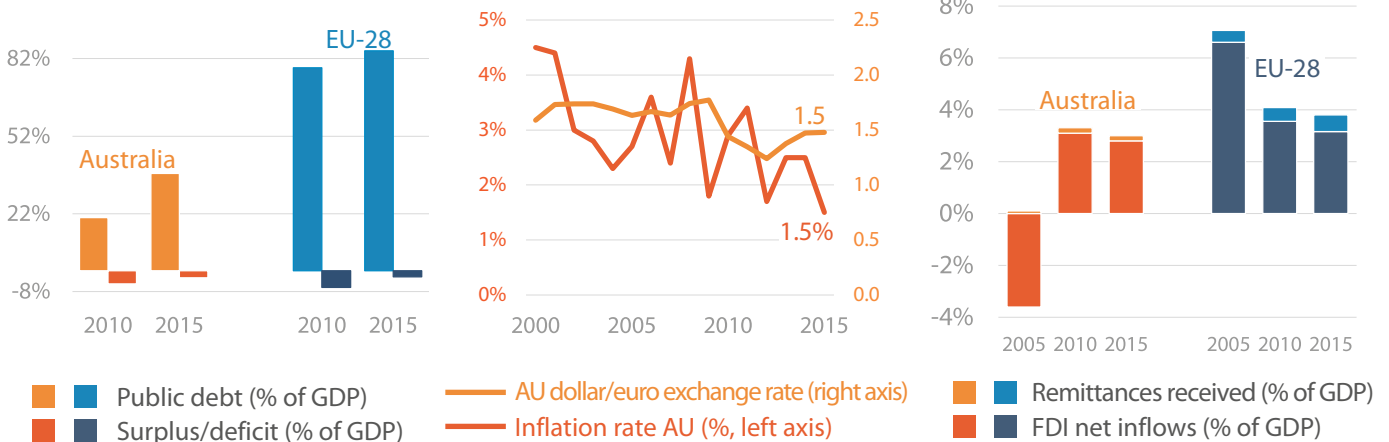
GDP per capita (€) and annual growth (%) in Australia and the EU-28



Australia total unemployment and female labour market participation



Public finances, monetary and financial data



## Australia business environment and socio-economic indicators



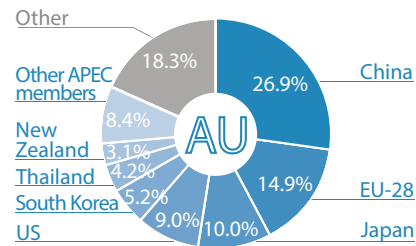
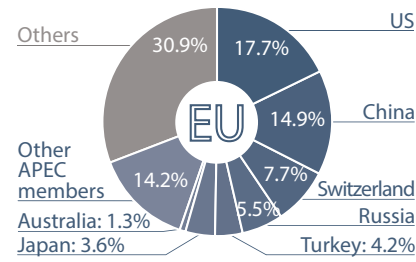


EU trade with Australia



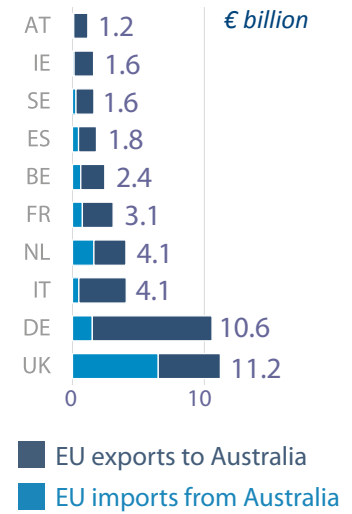
Main trade partners (2016)

Trade in goods (exports plus imports)

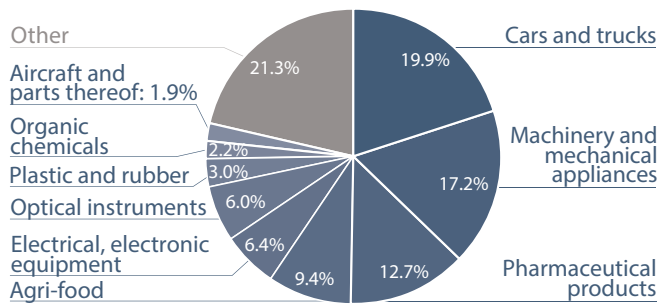


Top EU partners (2016)

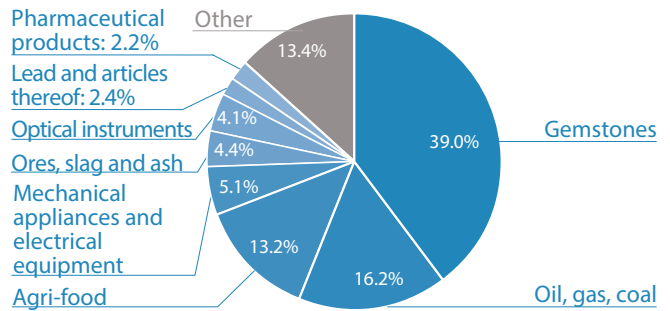
Trade in goods



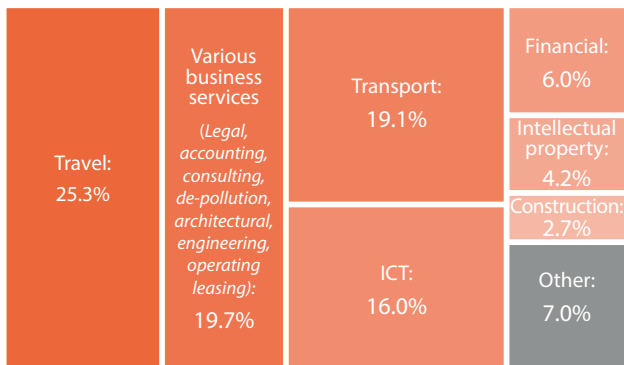
EU exports of goods to Australia (2016)



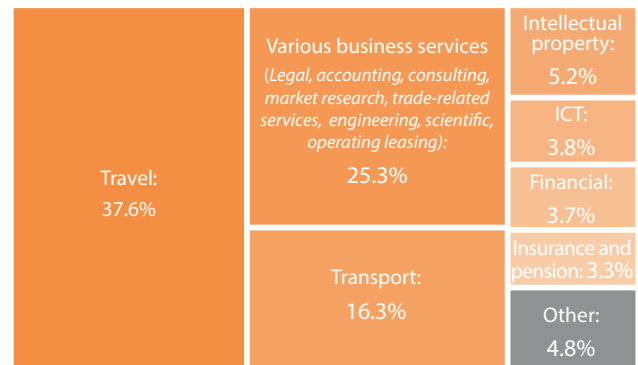
EU imports of goods from Australia (2016)



EU exports of services to Australia (2015)



EU imports of services from Australia (2015)



Notes

GlobalStat is a project developed by the European University Institute's Global Governance Programme (Italy) and the Francisco Manuel dos Santos Foundation (Portugal). Data sources for page 1: GDP figures, inflation and exchange rates are from IMF WEO (October 2016) and Eurostat (2016); Labour market data are from World Bank WDI based on ILO KILM (2016); FDI and remittances data are estimates from World Bank staff based on IMF BoP data (2016); HDI and GINI are from UNDP HDR (2015) and are re-scaled (\*) from 0 - 1 to 0 - 100 for better comparability; CPI is from Transparency International (2016); Doing Business data are from the World Bank Group - Doing Business Unit (2017). Data sources for page 2: EU trade with Australia, Main trade partners (EU), Top EU partners (goods), EU exports of goods to Australia (%) and EU imports of goods from Australia (%) are from ComExt, Eurostat; Other APEC members = Brunei Darussalam, Canada, Chile, Chinese Taipei, Hong Kong (CN), Indonesia, Malaysia, Mexico, New Zealand, Papua New Guinea, Peru, Philippines, Singapore, South Korea, Thailand and Vietnam; Main trade partners (Australia) are from IMF; Other APEC members = Brunei Darussalam, Canada, Chile, Chinese Taipei, Hong Kong (CN), Indonesia, Malaysia, Mexico, Papua New Guinea, Peru, Philippines, Russia, Singapore and Vietnam; EU exports of services to Australia (%) and EU imports of services from Australia (%) are from Eurostat.

**Disclaimer and Copyright.** The content of this document is the sole responsibility of the authors and any opinions expressed therein do not necessarily represent the official position of the European Parliament and of the European University Institute. It is addressed to the Members and staff of the EP for their parliamentary work. Reproduction and translation for non-commercial purposes are authorised, provided the source is acknowledged and the European Parliament and GlobalStat are given prior notice and sent a copy. © European Union & GlobalStat, 2017.

eprs@ep.europa.eu (mail) – <http://www.eprs.ep.parl.union.eu> (intranet) – <http://www.europarl.europa.eu/thinktank> (internet) – <http://epthinktank.eu> (blog) – [globalstat@eui.eu](mailto:globalstat@eui.eu) (mail) – <http://www.globalstat.eu> (internet)