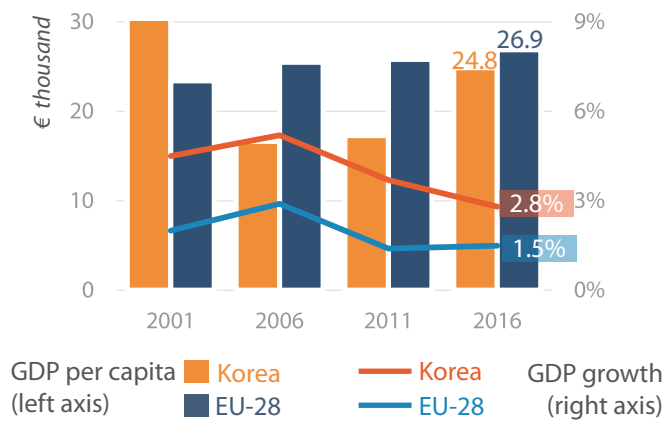
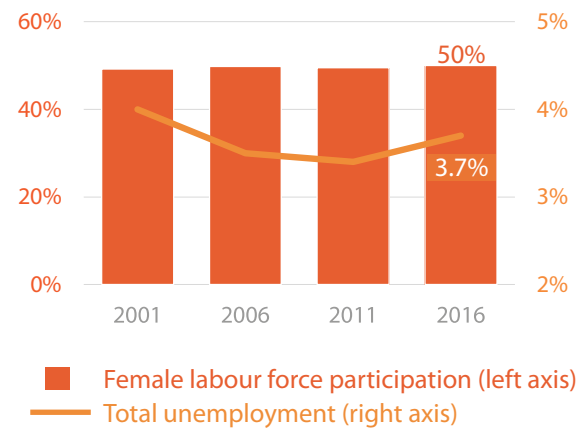


South Korea: Economic indicators and trade with EU

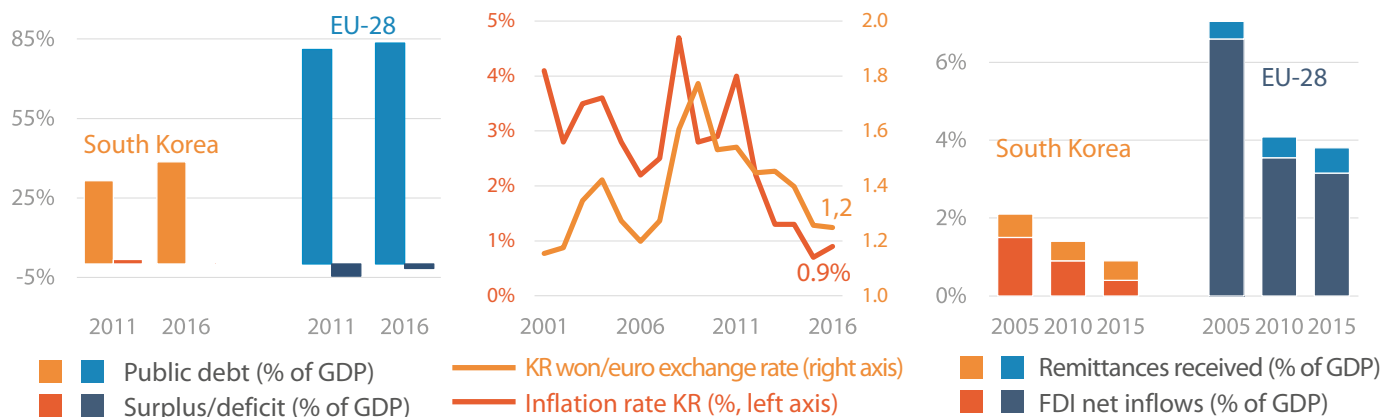
GDP per capita (€) and annual growth (%) in South Korea and the EU-28



South Korea total unemployment and female labour market participation



Public finances, monetary and financial data



South Korea business environment and socio-economic indicators



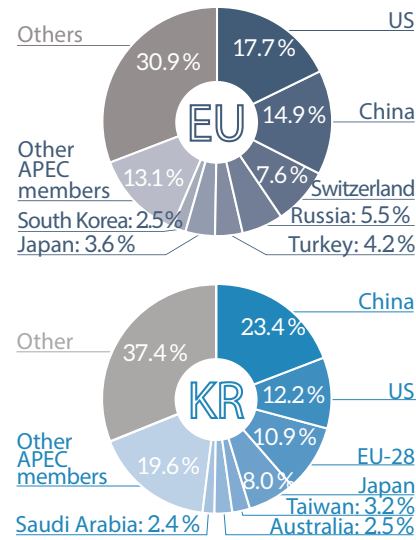


EU trade with South Korea



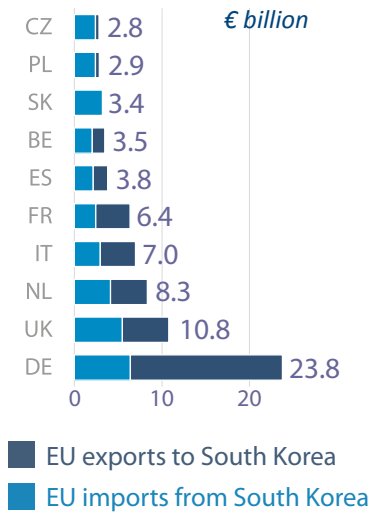
Main trade partners (2016)

Trade in goods (exports plus imports)

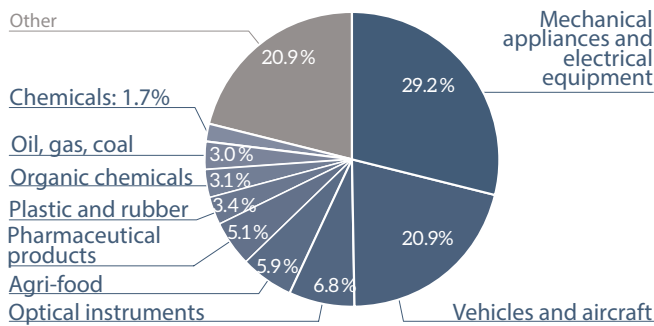


Top EU partners (2016)

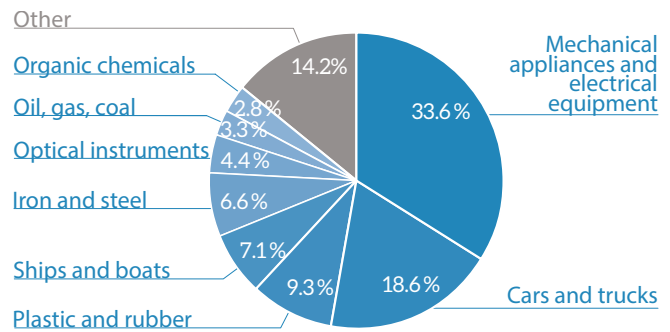
Trade in goods



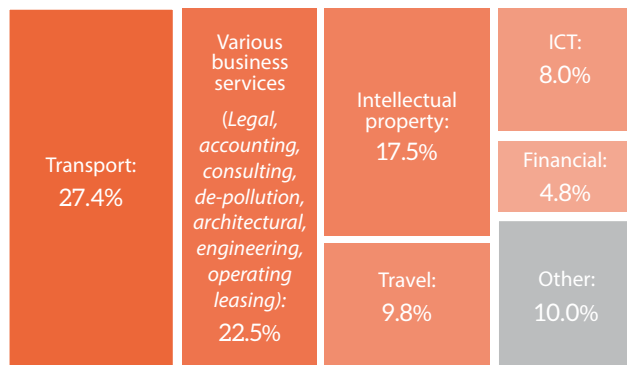
EU exports of goods to South Korea (2016)



EU imports of goods from South Korea (2016)



EU exports of services to South Korea (2015)



EU imports of services from South Korea (2015)



Notes

GlobalStat is a project developed by the European University Institute's Global Governance Programme (Italy) and the Francisco Manuel dos Santos Foundation (Portugal). Data sources for page 1: GDP figures, inflation and exchange rates are from IMF WEO (April 2017) and Eurostat (2017); Labour market data are from World Bank WDI based on ILO KILM (2017); FDI and remittances data are estimates from World Bank staff based on IMF BoP data (2016); HDI and GINI are from UNDP HDR (2016) and are re-scaled (*) from 0 - 1 to 0 - 100 for better comparability; CPI is from Transparency International (2016); Doing Business data are from the World Bank Group - Doing Business Unit (2017). Data sources for page 2: EU trade with South Korea, Main trade partners (EU), Top EU partners (goods), EU exports of goods to South Korea (%) and EU imports of goods from South Korea (%) are from ComExt, Eurostat; Other APEC members = Australia, Brunei Darussalam, Canada, Chile, Hong Kong, Indonesia, Malaysia, Mexico, New Zealand, Papua New Guinea, Peru, Philippines, Singapore, Thailand, Vietnam; Main trade partners (South Korea) are from IMF; Other APEC members = Brunei Darussalam, Canada, Chile, Hong Kong, Indonesia, Malaysia, Mexico, New Zealand, Papua New Guinea, Peru, Philippines, Russia, Singapore, Thailand, Vietnam; EU exports of services to South Korea (%) and EU imports of services from South Korea (%) are from Eurostat.

Disclaimer and Copyright. The content of this document is the sole responsibility of the authors and any opinions expressed therein do not necessarily represent the official position of the European Parliament and of the European University Institute. It is addressed to the Members and staff of the EP for their parliamentary work. Reproduction and translation for non-commercial purposes are authorised, provided the source is acknowledged and the European Parliament and GlobalStat are given prior notice and sent a copy. © European Union & GlobalStat, 2017.

eprs@ep.europa.eu (mail) – <http://www.eprs.ep.parl.union.eu> (intranet) – <http://www.europarl.europa.eu/thinktank> (internet) – <http://epthinktank.eu> (blog) – globalstat@eui.eu (mail) – <http://www.globalstat.eu> (internet)