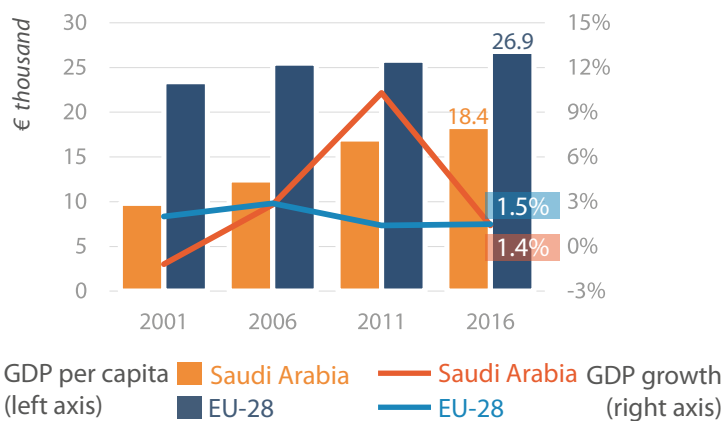


Saudi Arabia: Economic indicators and trade with EU

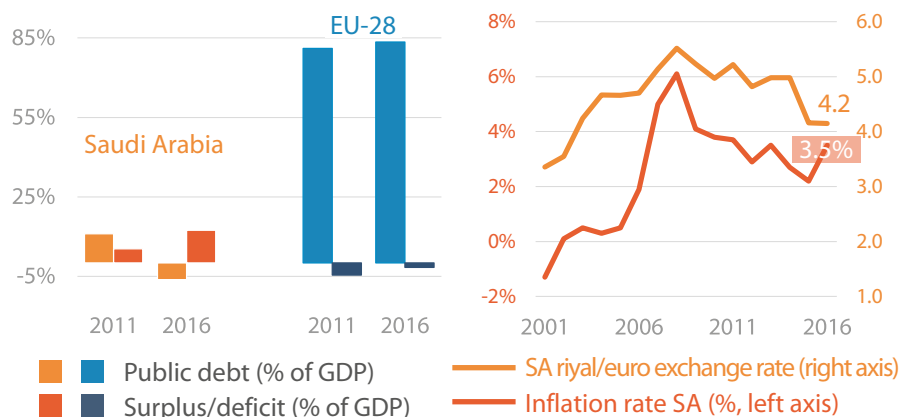
GDP per capita (€) and annual growth (%) in Saudi Arabia and the EU-28



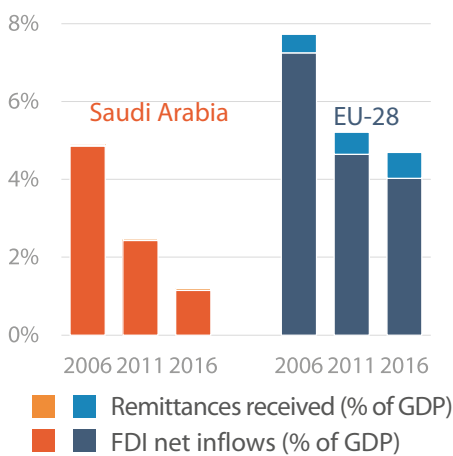
Saudi Arabia total unemployment and female labour market participation



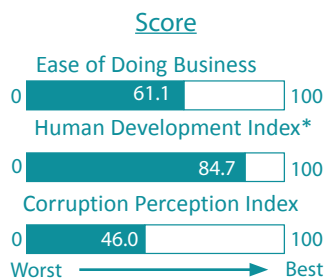
Public finances, monetary and financial data



FDI and remittances to Saudi Arabia and the EU-28



Saudi Arabia business environment and socio-economic indicators



Rank

94/190

38/188

62/176

The **Ease of Doing Business's** 'distance to frontier' score assesses the overall level of regulatory performance of a country. It ranges from 0='lowest performance' to 100='the frontier', the best performance observed worldwide each year.

The **Human Development Index (HDI)** measures the average achievement in key dimensions of human development. It is based on life expectancy at birth, average duration of education and GDP per capita. It ranges from 0 to 100. 'High human development countries' (UN) are in the range between 70 and 80.

The **Corruption Perception Index** measures the perceived levels of public-sector corruption worldwide. Scores range from 0 (highly corrupt) to 100 (very clean). In 2016, two thirds of countries scored below 50.

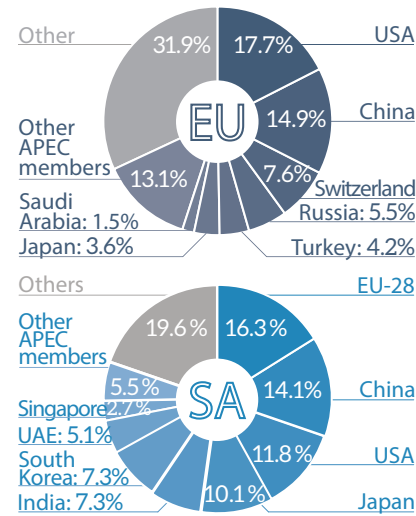


EU trade with Saudi Arabia



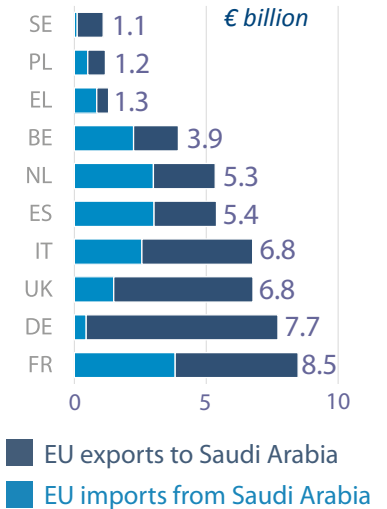
Main trade partners (2016)

Trade in goods (exports plus imports)

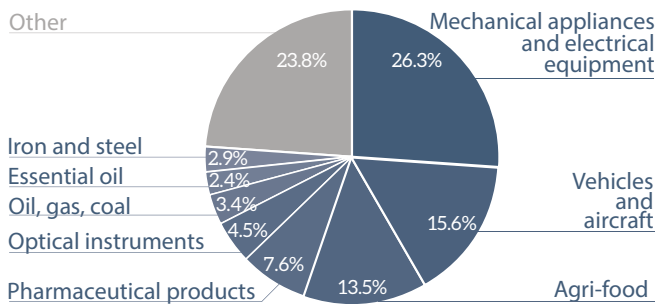


Top EU partners (2016)

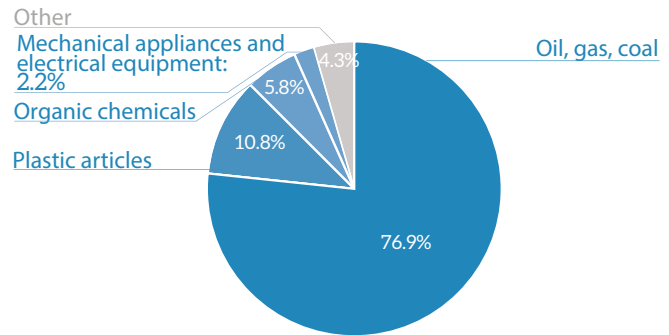
Trade in goods



EU exports of goods to Saudi Arabia (2016)

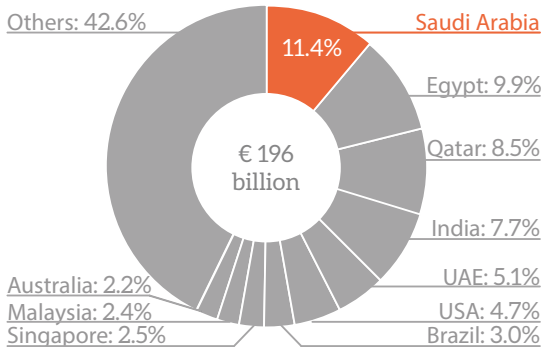


EU imports of goods from Saudi Arabia (2016)

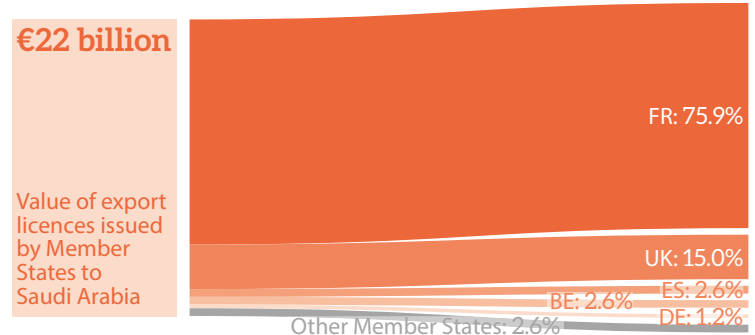


EU Member States' arms exports (Value of licences issued, 2015)

Total arms exports to the world



Value of export licences issued by EU Member States to Saudi Arabia



Notes

GlobalStat is a project developed by the European University Institute's Global Governance Programme (Italy) and the Francisco Manuel dos Santos Foundation (Portugal). Data sources for page 1: GDP figures and inflation are from IMF WEO (October 2017) and Eurostat (2017); exchange rates data are from OECD; Labour market data are from World Bank WDI based on ILO KILM (2017); FDI and remittances data are estimates from World Bank staff based on IMF BoP data (2016); HDI and GINI are from UNDP HDR (2016) and are re-scaled (*) from 0 - 1 to 0 - 100 for better comparability; CPI is from Transparency International (2016); Doing Business data are from the World Bank Group - Doing Business Unit (2017). Data sources for page 2: EU trade with Saudi Arabia, Main trade partners (EU), Top EU partners (goods), EU exports of goods to Saudi Arabia (%) and EU imports of goods from Saudi Arabia (%) are from ComExt, Eurostat; Other APEC members = Australia, Brunei Darussalam, Canada, Chile, Hong Kong, Indonesia, Malaysia, Mexico, New Zealand, Papua New Guinea, Peru, Philippines, Singapore, Thailand and Vietnam; Main trade partners (Saudi Arabia) are from IMF; Other APEC members = Australia, Brunei Darussalam, Canada, Chile, Hong Kong, Indonesia, Malaysia, Mexico, New Zealand, Papua New Guinea, Peru, Philippines, Russia and Vietnam; EU Member States' arms exports (Value of licences issued, 2015) are from the 18th Annual Report on arms exports published by the Council in May 2017 under the common rules governing control of exports of military technology and equipment. It categorises arms based on the 22 categories of military technology and equipment of the EU Common Military List. The value of export licences normally exceeds the value of actual exports, sometimes by a very significant amount. For example, in 2015 the licensed value submitted by France was 18 times the value of actual exports.

Disclaimer and Copyright. The content of this document is the sole responsibility of the authors and any opinions expressed therein do not necessarily represent the official position of the European Parliament and of the European University Institute. It is addressed to the Members and staff of the EP for their parliamentary work. Reproduction and translation for non-commercial purposes are authorised, provided the source is acknowledged and the European Parliament and GlobalStat are given prior notice and sent a copy. © European Union & GlobalStat, 2017.

eprs@ep.europa.eu (mail) - <http://www.eprs.ep.parl.union.eu> (intranet) - <http://www.europarl.europa.eu/thinktank> (internet) - <http://epthinktank.eu> (blog) - globalstat@eui.eu (mail) - <http://www.globalstat.eu> (internet)