



# From Learned Cosmopolitanism to Scientific Inter-Nationalism

The Patriotic Transformation of Nordic Academia  
and Academic Culture during the Long Eighteenth  
Century

Volume II - Appendix

Mikkel Munthe Jensen

Thesis submitted for assessment with a view to  
obtaining the degree of Doctor of History and Civilization  
of the European University Institute

Florence, 21 March 2018



European University Institute  
**Department of History and Civilization**

From Learned Cosmopolitanism to Scientific Inter-Nationalism  
The Patriotic Transformation of Nordic Academia and Academic Culture  
during the Long Eighteenth Century

Volume II - Appendix

Mikkel Munthe Jensen

Thesis submitted for assessment with a view to  
obtaining the degree of Doctor of History and Civilization  
of the European University Institute

**Examining Board**

Prof. Stéphane Van Damme, European University Institute  
Prof. Ann Thomson, European University Institute  
Prof. Howard Hotson, Oxford University  
Prof. Marian Füssel, Georg-August-Universität Göttingen

© Mikkel Munthe Jensen, 2018

No part of this thesis may be copied, reproduced or transmitted without prior  
permission of the author





**Researcher declaration to accompany the submission of written work**  
**Department of History and Civilization - Doctoral Programme**

I Mikkel Munthe Jensen certify that I am the author of the work From Learned Cosmopolitanism to Scientific Inter-Nationalism - The Patriotic Transformation of Nordic Academia and Academic Culture during the Long Eighteenth Century I have presented for examination for the Ph.D. at the European University Institute. I also certify that this is solely my own original work, other than where I have clearly indicated, in this declaration and in the thesis, that it is the work of others.

I warrant that I have obtained all the permissions required for using any material from other copyrighted publications.

I certify that this work complies with the Code of Ethics in Academic Research issued by the European University Institute (IUE 332/2/10 (CA 297).


The copyright of this work rests with its author. Quotation from it is permitted, provided that full acknowledgement is made. This work may not be reproduced without my prior written consent. This authorisation does not, to the best of my knowledge, infringe the rights of any third party.

I declare that this work consists of 175,543 (Vol. I) + 32,538 (Vol. II: Appendix) words.

**Statement of language correction:**

This thesis has been corrected for linguistic and stylistic errors. I certify that I have checked and approved all language corrections, and that these have not affected the content of this work.

Berlin, 28 February 2018:

A handwritten signature in black ink, appearing to read 'Mikkel Munthe Jensen', is written over a light blue horizontal line. The signature is fluid and cursive, with a long horizontal stroke extending to the right.



## TABLE OF CONTENTS

---

TABLE OF CONTENTS	v
INTRODUCTIVE REMARK	- 1 -
SCANDINAVIAN ARCHIVES AND LIBRARIES	- 3 -
<i>List of Scandinavian archives and libraries</i>	- 4 -
NORDIC UNIVERSITY CHANCELLORS AND UNIVERSITY PROFESSORS	- 5 -
<i>List of Nordic university chancellors</i>	- 5 -
<i>List of Nordic university professors</i>	- 9 -
THE PROSOPOGRAPHICAL DATABASE	- 25 -
<i>Prosopographical Statistics – Social Data</i>	- 33 -
Professorial childhood homes: Socio-Economic Strata (Table 1)	- 33 -
Professorial childhood homes: Academic Strata (Table 2)	- 38 -
Professorial childhood homes: Visualisation (Map 1)	- 43 -
Social Mobility (Table 3)	- 47 -
Average Life Span of Professors (Graph 1)	- 50 -
<i>Prosopographical Statistics - Academic Data</i>	- 51 -
Matriculation (Table 4)	- 51 -
Graduation: <i>Philosophiae Magister</i> (Table 5)	- 53 -
Graduation: Doctorates (Table 6)	- 55 -
Graduation: Places (Table 7)	- 61 -
Graduation: Relation to Appointment (Table 8)	- 63 -
Appointment: Age at Appointment (Table 9)	- 66 -
Appointment: Length of Professorship (Table 10)	- 68 -
Appointment: Professorial mobility, Internal Ascent (Table 11)	- 70 -
Appointment: Professorial mobility, External – Other Universities (Table 12)	- 72 -
Appointment: Professional mobility, Lifelong Professorship or New Career Paths (Table 13)	- 74 -
Nationality of Professors, 1700-1799 (Pie chart 1)	- 78 -
Nationality of Professors: Development 1700-1799 (Graphs 2)	- 80 -
<i>Prosopographical Statistics – Perigrinatio Academica</i>	- 89 -
Basic Travel Data: Divided by Faculty (Table 14)	- 89 -
Basic Travel Data: Divided by Scholarly Discipline (Table 15)	- 92 -
Travel Destinations: Divided by Faculty (Table 16, Pie Chart 2, Bar Chart 1, Map 2)	- 95 -
Travel Destinations: Divided by Scholarly Discipline (Table 17, Pie Chart 3, Bar Chart 2)	- 104 -
Travel Destination: Visualisations, No divisions (Map 2)	- 112 -
Travel Destination: Visualisations, University divisions (Map 3)	- 115 -
Travel Destination: Visualisations, Faculty divisions (Map 4)	- 116 -
Travel Destination: Visualisations, Scholarly Discipline divisions (Map 5)	- 118 -
Travel Development: Divided by Faculty (Combined Chart 1)	- 122 -
Travel Development: Divided by Scholarly Discipline (Combined Chart 2)	- 126 -
BIBLIOGRAPHY	- 137 -



## **INTRODUCTIVE REMARK**

---

This appendix contains additional information and elaborated statistics on the Nordic universities and university professors. Besides providing information about the Scandinavian archives and libraries, and lists of the Nordic region's university chancellors and professors, the appendix also elaborates on the prosopographical database, its data model and material foundation. Moreover, the appendix also provides the reader with the extended prosopographical statistics and geographical visualisations that form the foundation of this dissertation's examinations and analysis. Although not everything in this appendix has been used directly in the dissertation, it is nevertheless still being presented here, firstly, because the data and its analysis has indirectly been used to understand Nordic academia and its agents, and secondly, because the elaborated statistics and organised list can provide useable and valuable information for other scholars who are interested in the history of Nordic and European universities. Especially as for many decades the history of universities in the Scandinavian region has lain dormant, this appendix should thus also be viewed as a reservoir of new knowledge and organised information on this region's learned history.



## SCANDINAVIAN ARCHIVES AND LIBRARIES

---

This study on Nordic universities made use of several different archives, libraries and collections. These included the university archives and the governmental archives (mainly for institutional sources) as well as the university libraries and the royal libraries. To some extent the archives of the royal academies and societies of science have also been used for their collection of ego-documents, pamphlets, published works and other personal documents. The placement of these archives and libraries differs, but such a distinction is not only due to the different archival policies in Denmark and Sweden today, but also due to the fact that Copenhagen University was a capital city university and the Swedish universities were provincial ones. In Copenhagen, a stronger centralisation policy of governmental institutions was pursued, meaning that the university archive had already been handed over to the Danish Royal Archive in 1940, thus being placed under the same roof as the archive for all governmental institutions. Contrary to their Danish peers, the Swedish university archives have not been centralised in the Swedish Royal Archive, but have either been kept within the universities own premises, e.g. Uppsala University Archive, or in regional archives, e.g. Lund University Archive, which has been located in the conglomerate archive *Arkivcentrum Syd* since 2003.

The dissertation's stronger focus on the Copenhagen and Uppsala University has naturally also meant that a stronger focus has been given these two universities' archives and libraries. For Copenhagen University, the Danish Royal Archive, together with the archive's detailed and well-organised registers on both the university and its corresponding governmental institution, i.e. *Danske Kancelli* (since 1771 *Danske Kancelli – 1. Department*, and since 1800 *Danske Kancelli – Kirke og Skoledepartementet*), has thus played a major role in the location of institutional sources.<sup>1</sup> Likewise, the Danish Royal Library, with its vast collections of manuscripts and published writings, has also been used to track many of the Copenhagen professors' ego-documents, speeches, writings and pamphlets. For Uppsala University, the large and well-organised collections on the university's many scholars at the university library (UUB) has been used to find unpublished material about and by the Uppsalian professors, whereas the published writings are located in the Swedish Royal Library in Stockholm. Regarding institutional documents, the university archive (UUA) has naturally been used, but whereas the positive outcome of the 500 years anniversary of Copenhagen University also included a well-organised and well-explained register for the university archive,

---

<sup>1</sup> For the Danish Chancellery see specific Bjørn Kornerup, *Danske kancelli og de dermed beslagtede institutioner*, (København: C. A. Reitzels, 1943), and for Copenhagen University see specific Rigsarkivet, *Københavns universitets arkiv 1479-ca. 1910*, ed. Sune Dalgård, (København: Rigsarkivet, 1978).

this has not been the case for Uppsala University (nor for Lund University for that matter). The key to the archive has therefore been the old unpublished *Berchs Register*, which despite of its depth and detail nonetheless remains less clear and organised compared to Copenhagen.<sup>2</sup> A substantial weight has therefore also been laid upon Claes Annerstedt's published sources, which have provided invaluable material for approaching the university's institutional side as well as for the Swedish government's dealings with the university.<sup>3</sup>

Lastly, since many of the university professors also were members of esteemed academies and societies of science, these archives have naturally also been sought out; however, with varying results. The Swedish Royal Academy of Science in Stockholm contains many useful ego-documents for its past members, as well as letter correspondences between its secretaries (mainly Pehr Wargentin, who was the secretary from 1749-1783) and foreign and domestic scholars as well as its corresponding members. A similar valuable collection, unfortunately, does not exist at the Royal Danish Society of Science and Letters in Copenhagen. Due to the tragic consequences of the British fire bombardment of the capital in 1807, substantial parts of the society's archive fell victim to the flames.

---

## LIST OF SCANDINAVIAN ARCHIVES AND LIBRARIES

---

### Denmark

*The Danish Royal Archive (Rigsarkivet)*

- Copenhagen University Archive (Københavns Universitets Arkiv)
- Danish Chancellery (Danske Kancelli)

*The Danish Royal Library (Det Kongelige Bibliotek)*

*The Royal Danish Society of Science and Letters (Videnskabernes Selskab)*

### Sweden

*Arkivcentrum Syd*

- Lund University Archive (Lund Universitetsarkiv, LUA)

*Lund University Library (Lund Universitetsbibliotek, LUB)*

*Lund University Library's Archive (Lund Universitetsbiblioteks Arkiv, LUBA)*

*The Swedish Royal Library (Kungliga biblioteket)*

*The Swedish Royal Academy of Sciences (Kungliga Vetenskapsakademien, KVA)*

*Uppsala University Library (Uppsala Universitetsbibliotek, UUB)*

*Uppsala University Archive (Uppsala Universitetsarkiv, UUA)*

---

<sup>2</sup> Uppsala University Archive, *Berchs Register*, Uppsala, [UUB: U 40 c:1-4]. For the governmental institutions see also Severin Bergh, *Svenska riksarkivet 1618-1837*, (Stockholm: Norstedt, 1916).

<sup>3</sup> Claes Annerstedt, *Uppsala Universitets Historia, Bihang - Handlingar 1477-1792, Vol. I-V*, (Upsala: W. Schultz, Almqvist & Wiksells, 1877-1913).



## NORDIC UNIVERSITY CHANCELLORS AND UNIVERSITY PROFESSORS

### LIST OF NORDIC UNIVERSITY CHANCELLORS

#### Copenhagen University, 1660-1805<sup>4</sup>

Patron Period	Name	Title	Life period
1660-1674	Peter Reetz	<i>Rigskansler</i>	1614-1674
1674-1676	Peter Schumacher Griffenfeldt	<i>Rigskansler</i>	1635-1699
1676-1686	Frederik Ahlenfeldt	<i>Storkansler</i>	1623-1686
1686-1690	Michael Vibe	<i>Vicekansler</i>	1627-1690
1690-1708	Conrad Reventlow	<i>Storkansler</i>	1644-1708
1708-1718	<i>Note: Period without a university patron</i>		
1718-1719	Ditlev Vibe	<i>Rigskansler, Viceroy to Norway</i>	1670-1731
1719-1730	Ulrik Adolph Holstein	<i>Storkansler</i>	1664-1737
1731-1740	Ivar Rosenkrantz	<i>Gehejmestatsminister</i>	1674-1745
1740-1763	Johan Ludvig Holstein	<i>Gehejmestatsminister</i>	1694-1763
1763-1770	Otto Thott	<i>Gehejmestatsminister</i>	1703-1785
1770-1784	<i>Note: Period without a university patron</i>		
1784-1785	Otto Thott	<i>Gehejmestatsminister</i>	1703-1785
1785-1788	J. O. Schack Rathlou	<i>Gehejmestatsminister</i>	1728-1800
1788-1805	Frederik Kristian von Augustenborg	<i>Duke of Schleswig-Holstein-Augustenburg, Heir presumptive to the throne</i>	1765-1815

#### Uppsala University, 1654-1799<sup>5</sup>

Chancellor Period	Name	Title	Life period
1654-1686	Magnus Gabriel de la Gardie	<i>Riksdrots, Rikskansler</i>	1622-1686
1686-1702	Bengt Gabrielsson Oxenstierna	<i>Rikskansliråd</i>	1623-1702
1702-1716	Carl Piper	<i>Kungligt Råd</i>	1647-1716
1716-1719	<i>Note: Period without a university chancellor (Uppsala consistorium had</i>		

<sup>4</sup> Henning Matzen, *København's universitets retshistorie 1479-1879, del 1*, (København: J.H. Schultz, 1879), p. 153-180, Svend Cedergreen Bech (Ed.), *Dansk Biografisk Leksikon, 3. udg* [Online Database] (Gyldendal, 1979-84 (2011) [cited 2013-2017]); available from [http://denstoredanske.dk/Dansk\\_Biografisk\\_Leksikon](http://denstoredanske.dk/Dansk_Biografisk_Leksikon).

<sup>5</sup> Claes Annerstedt, *Uppsala Universitets Historia, 1655-1718, Del 2.2: Universitetets Organisation och Verksamhet*, (Uppsala: Almqvist & Wiksells Bogtryckeri 1909), Claes Annerstedt, *Uppsala Universitets Historia, 1719-1792, Del 3.2: Universitetets Organisation och Verksamhet*, (Uppsala: Almqvist & Wiksells Bogtryckeri 1914), Åsa Karlsson (Ed.), *Svenskt biografiskt lexikon (SBL)* [Online Database] (Svenskt biografiskt lexikon (SBL), Riksarkivet, 2012- (first edition 1917) [cited 2013-2017]); available from <https://sok.riksarkivet.se/Sbl/Start.aspx>.

	<i>nominated Arvid Horn already in 1716, but he was not appointed before 1719)</i>		
1719-1719	Arvid Horn	<i>Kungligt Råd</i>	1664-1742
1719-1737	Gustaf Cronhielm	<i>Riksråd</i>	1664-1737
1737-1737	Olaf Törnflycht	<i>Riksråd</i>	1680-1737
1737-1739	Gustaf Bonde d.y.	<i>Rikskansliråd</i>	1682-1764
1739-1746	Carl Gyllenborg	<i>Kanslipresident</i>	1679-1746
1747-1751	Adolf Fredrik	<i>Crown Prince, Generalissimus</i>	1710-1771
1751-1760	Carl Ehrenpreus	<i>Riksråd</i>	1692-1760
1760-1764	Anders Johan von Höpken	<i>Kanslipresident, Riksråd</i>	1712-1789
1764-1771	Gustaf (III)	<i>Crown Prince</i>	1746-1792
1771-1783	Carl Rudenschöld	<i>Riksråd</i>	1698-1783
1783-1785	Gustaf Philip Creutz	<i>Kanslipresident, Riksråd</i>	1731-1785
1785-1792	Gustaf (IV) Adolf	<i>Crown Prince</i>	1778-1837
1792-1796	Karl (XIII)	<i>Crown Prince</i>	1748-1818
1796-1799	Gustaf IV Adolf	<i>Crown Prince</i>	1778-1837

### **Lund University, 1666-1810<sup>6</sup>**

<b>Chancellor Period</b>	<b>Name</b>	<b>Title</b>	<b>Life period</b>
1666-1676 (1684)	Gustaf Otto Stenbock	<i>Riksråd, Riksadmiral, Kungligt Råd</i>	1614-1685
1684-1685	Klas Fleming	<i>Kungligt Råd, President of College of Chamber- and Commerce</i>	1649-1685
1685-1687	Gustaf Lilliecrona	<i>Kungligt Råd, President of College of Chamber- and Commerce</i>	1623-1687
1687-1690	Erik Lindsköld	<i>Kungligt Råd</i>	1634-1690
1690-1709	Nils Gyldenstolpe	<i>Kungligt Råd</i>	1642-1709
1709-1713	Magnus Stenbock	<i>Kungligt Råd</i>	1664-1717
1713-1714	Gustaf Cronhielm	<i>Kungligt Råd</i>	1664-1727
1714-1728	Nicodemus Tessin	<i>Kungligt Råd</i>	1654-1728
1728-1739	Carl Gyllenborg	<i>Riksråd</i>	1679-1746
1739-1742	Olaf Nordenstråle	<i>Riksråd</i>	1683-1742
1742-1752	Johan Gyllenborg	<i>Riksråd</i>	1682-1752
1752-1761	Nils Palmstierna	<i>Riksråd, Knight of the Seraphimer Order</i>	1696-1766
1762-1768	Carl Gustaf Löwenhielm	<i>Riksråd, Knight of the Seraphimer Order</i>	1701-1768
1768-1772	Gustaf Adolph Hiärne	<i>Riksråd, Knight of the Seraphimer Order</i>	1715-1805
1772-1789	Melker Falkenberg	<i>Rikskansliråd</i>	1722-1795
1789-1810	Carl Axel Trolle-Wachtmeister	<i>Riksråd, Riksdrots, Knight of the Seraphimer Order</i>	1754-1810

<sup>6</sup> Martin & Elof Tegnér Weibull, *Lunds universitets historia 1668-1868, del 2*, (Lund: C.W.K. Gleerup, 1868), p. 3-14, Åsa Karlsson (Ed.), *Svenskt biografiskt lexikon (SBL)*.

**Åbo University, 1646-1808<sup>7</sup>**

Chancellor Period	Name	Title	Life period
1646-1680	Per Brahe	<i>Riksdrots</i>	1602-1680
1681-1686	Bengt Gabrielsson Oxenstierna	<i>Rikskansliråd</i>	1623-1702
1686-1687	Johan Gabriel Stenbock	<i>Riksråd, Kungligt Råd, Riksmarskalk</i>	1640-1705
1687-1695	Gustaf Adolph de la Gardie	<i>Riksråd</i>	1647-1695
1695-1703	Laurent Wallenstedt	<i>Riksråd</i>	N/D
1704-1714	Gabriel Falckenberg	<i>Kungligt Råd</i>	1646-1714
1719-1723	Karl Erik Gyllenstjerna	<i>Kungligt Råd</i>	1649-1723
1723-1735	Arvid Bernhard Horn	<i>Kanslipresident, Riksråd</i>	1664-1742
1735-1735	Sven Lagerberg	<i>Riksråd</i>	1672-1746
1735-1739	Ernst Johan Creutz	<i>Riksråd</i>	1675-1742
1739-1745	Olof Cederström	<i>Riksråd</i>	1679-1745
1745-1761	Karl Gustaf Tessin	<i>Riksråd, Knight of the Seraphimer Order</i>	1695-1770
1762-1765	Clas Ekeblad	<i>Kanslipresident, Riksråd</i>	1708-1771
1766-1767	Hans Henrik v. Liewen	<i>Riksråd</i>	1703-1781
1767-1769	Karl Hermelin	<i>Riksråd</i>	1707-1789
1769-1771	Clas Ekeblad	<i>Kanslipresident, Riksråd</i>	1708-1771
1771-1772	Erik Stockenström	<i>Riksråd</i>	1703-1790
1772-1783	Ulric Scheffer	<i>Kanslipresident, Riksråd</i>	1716-1799
1783-1791	Karl Sparre	<i>Riksråd</i>	1723-1791
1791-1792	Gustaf Mauritz Armfelt	<i>Major General, Riksråd of rank</i>	1757-1814
1793-1808	Karl Adam Wachtmeister	<i>Riksråd of rank</i>	1740-1820

**Greifswald University, 1654-1815<sup>8</sup>**

Chancellor Period	Name	Title	Life period
1654-1657	Johan Oxenstierna	<i>Riksmarskalk</i>	1612-1657
1660-1676	Carl Gustav Wrangel	<i>Riksmarskalk, General Governor to Pomerania</i>	1613-1676
1679-1685	Otto Wilhelm Königsmarck	General Governor to Pomerania	1639-1688
1690-1698	Nils Bielke	General Governor to Pomerania	1644-1716
1699-1711	Jürgen Mellin	General Governor to Pomerania	1633-1713
1715-1748	Johan August Meijerfeldt	General Governor to Pomerania	1666-1749
1748-1767	Axel von Löwen	General Governor to Pomerania	1686-1772
1767-1772	Hans Henrik v. Liewen	General Governor to Pomerania	1703-1781
1772-1776	Frderik Carl Sinclair	General Governor to Pomerania	1723-1776
1776-1791	Friedrich Weillhem von Hessenstein	General Governor to Pomerania	1735-1808
1791-1792	Adolf Friedrich von Olthoff	Member of the governing Council	1718-1793

<sup>7</sup> Ivar A. Heikel, *Helsingfors Universitet: 1640-1940*, (Helsingfors: Helsingfors Universitet, 1940), p. 711-718, Åsa Karlsson (Ed.), *Svenskt biografiskt lexikon (SBL)*.

<sup>8</sup> Ivar Seth, *Universitetet i Greifswald och dess ställning i svensk kulturpolitik 1637 - 1815. Bilagor*, (Tumba: E. Sandströms Tryckeri, 1952), p. 10, Åsa Karlsson (Ed.), *Svenskt biografiskt lexikon (SBL)*, Rudolf Vierhaus, ed., *Deutsche biographische Enzyklopädie (DBE)*, 13 vols. (München: K.G. Saur, 1995-2003).

1792-1796	Erik Ruuth	General Governor to Pomerania	1746-1820
1796-1799	Bernhard von Platen	General Governor to Pomerania	1732-1805
1799-1799	Bror Cederström	General Governor to Pomerania	1754-1816
1800-1807	Hans Henrik von Essen	General Governor to Pomerania	1755-1824
1810-1814	Hans Henrik von Essen	General Governor to Pomerania	1755-1824
1814-1815	Malte von Putbus	General Governor to Pomerania	1783-1854

### Kiel University<sup>9</sup>

Chancellor Period	Name	Title	Life period
1659-1695	Christian Albrecht	Duke of Schleswig-Holstein-Gottorp	1641-1695
1695-1702	Friedrich IV	Duke of Schleswig-Holstein-Gottorp	1671-1702
1702-1739	Karl Friedrich	Duke of Schleswig-Holstein-Gottorp	1700-1739
1739-1762	Peter III (Russia)	Duke of Schleswig-Holstein-Gottorp	1728-1762
1762-1771	Paul I. (Russia)	Duke of Schleswig-Holstein-Gottorp	1754-1801

Note: Since the Duke of Schleswig-Holstein-Gottorp formally also possessed the chancellor position, so-called Curators were often appointed to inspect the university. These curators were to begin with the two oldest *Hofräte* (Councillors at the Court), Johan von Hatten and Friedrich Hans Gloxin. Because of the political troublesome period between the duchy and the Kingdom of Denmark in the decades around the beginning of the Eighteenth Century, it has been difficult to determine who and when such curators had been nominated. Schleswig-Holstein-Gottorp became in 1773 a part of the Danish composite State.

### Explantion of Titles

Explantion of titles	Explanation	Political location
<i>Riksdrots</i>	Lord High Justiciar of Sweden	The Swedish Kingdom
<i>Riksmarskalk</i>	Marchal of the Realm	
<i>Rikskansler</i>	Chancellor of the Realm	
<i>Rikskansliråd</i>	Councillor to the Chancellery of the Realm	
<i>Kungligt Råd</i>	Royal Councillor (Abolished after the fall of Absolutism 1719)	
<i>Riksråd</i>	Councillor to the Realm (Reinstated after the Fall of Absolutism 1719)	
<i>Kanslipresident</i>	President of the Chancellery (Head of Government)	
<i>Rigskansler</i>	Chancellor of the Realm, meaning Chancellor of Danish Chancellery and thus de facto head of government of the Twin-Kingdom Danmark and Norway	The Danish composite state
<i>Storkansler</i>	Great Chancellor, a title often given to the chancellor who presided over both chancelleries in the Danish composite state, i.e. both Danish Chancellery and German Chancellery; thus de facto head of government of the Twin Kingdoms and the German Principalities	
<i>Gehejmestatsminister</i>	Privy State Minister, i.e. Head of Government	
<i>Gehejmerat</i>	Privy Councillor	
<i>Hofrat</i>	Councillor at Court	

<sup>9</sup> Henning Ratjen, *Geschichte der Universität zu Kiel*, (Kiel: Schwers, 1870), Rudolf Vierhaus, ed., *Deutsche biographische Enzyklopädie (DBE)*, (1995-2003).

---

**LIST OF NORDIC UNIVERSITY PROFESSORS**

---

**Copenhagen University, 1700-1799**

<b>Name</b>	<b>Faculty</b>	<b>Period</b>	<b>Other Universities</b>
Aasheim, Arent Nicolai	Medicine	1782-1800	
Adler, Jacob Georg Christian	Philosophy, Theology	1783-1792	
Ancher, Lorents	Theology	1773-1775	
Ancher, Peder Kofoed	Law	1741-1759	
Anchersen, Hans Peder	Philosophy	1732-1740, 1737-1765	
Anchersen, Matthias	Philosophy, Theology	1709-1720; 1731	
Aphelen, Hans von	Philosophy	1759-1779	
Baden, Jacob	Philosophy	1780-1803	
Baden, Torkel	Philosophy	1793-1794	Kiel University (1794-1804)
Bagger, Christian	Philosophy, Law	1720-1738	
Baggesen, Jens	Philosophy	1796-NN	Kiel University (1811-1814)
Balle, Nicolai Edinger	Theology	1772-1808	
Bang, Frederik Ludvig	Medicine	1782-1820	
Bang, Hans Otto	Theology	1754-1764	
Bartholin, Caspar Thomas	Medicine, Philosophy	1674-1737	
Bartholin, Hans Thomson	Philosophy, Theology	1693-1731	
Bartholin, Johan Frederik	Philosophy	1688-1708	
Bartholin, Thomas Thomas	Philosophy	1720-1737	
Becker, Gottfried	Medicine	1795-1806	
Becker, Johan Heinrich	Philosophy		
Berger, Christian Johan	Medicine	1761-1772	Kiel University (1774-1779)
Bernth, Johann Ludvig	Philosophy		
Bircherod, Hans Husvig	Philosophy	1699-1720	
Bloch, Søren	Theology	1741-1746	
Bornemann, Henrik	Philosophy, Theology	1693-1710	
Briand de Crevecoeur, Issac	Philosophy		
Brünnich, Morten Thrane	Philosophy	1769-1795	
Buchwald, Balthazar Johannes von	Medicine	1739-1763	
Buchwald, Johannes de	Medicine	1717-1738	
Bugge, Thomas	Philosophy	1777-1815	
Callisen, Heinrich	Medicine	1773-1794	
Colbiørnsen, Jacob Eduard	Law	1773-1789	
Cold, Christian Magdalus Thestrup	Law	1788-1794	

Cramer, Johann Andreas	Theology	1764-1771	Kiel University (1775-1788)
de Fumars, Etienne	Philosophy	1782-1806	
Detharding, Georg	Medicine	1732-1747	Rostock University (1697-1732)
Döns, Jens Bing	Law	1767-1773	
Eggers, Christian Ulrich Ditlev	Philosophy, Law	1785-1800	
Fabricius, Johan Christian	Philosophy	1770-1775	Kiel University (1775-1808)
Franck de Franckenau, Georg Frederik	Philosophy, Medicine	1693-1695, 1701-1732	
Friis, Christian Lodberg	Medicine	1747-1773	
Frolund, Andreas/Anders	Philosophy	1708-1731	
Gamborg, Anders/Andreas	Philosophy	1788-1803	
Geuss, Joachim Michael	Philosophy	1774-1786	
Gram, Hans	Philosophy	1714-1748	
Gudme, Herman Peter	Theology	1746-1754 (temp)	
Gunnerus, Johannes Ernst	Theology	1754-1758	
Harboe, Ludvig	Theology	1757-1783	
Hee, Christen	Philosophy	1759-1782	
Hennings, Wilhelm	Medicine		
Hersleb, Peder	Theology	1738-1757	
Heuermann, Georg	Medicine	1762-1766	
Hofstetter, Johan Adam	Medicine		
Hojer, Andreas	Law	1734-1739	
Holberg, Ludvig	Philosophy	1717-1754	
Holm, Jørgen Nicolai	Philosophy		
Holm, Peder	Theology	1746-1777	
Hornemann, Claus Frees	Theology	1777-1830	
Horrebow, Christian	Philosophy	1743-1764, 1764-1776	
Horrebow, Magnus	Medicine	1794-1796	
Horrebow, Peder Nielsen	Philosophy	1714-1764	
Horrebow, Peder Pedersen	Philosophy	1759-1768	
Hurtigkarl, Frederik Theodor	Law	1791-1798, 1798-1829	
Hviid, Andreas Christian	Theology	1781-1786	
Hübner, Martin	Philosophy, Law	1761-1795	
Jacobæus, Holger	Philosophy, Medicine	1674-1701	
Janson, Hector Frederik	Theology	1774-1789	
Kall, Abraham	Philosophy	1770-1821	
Kall, Johan Christian	Philosophy	1738-1775	
Kall, Nicolai Christopher	Philosophy	1776-1823	
Kierulf, Jørgen	Philosophy	1793-1810	
Kratzenstein, Christian Gottlieb	Philosophy, Medicine	1746-1748, 1753-1795	St. Petersburg Academy (1748-1753)

Lintrup, Søren	Philosophy, Theology	1707-1720; 1725-1731	
Magnusson, Arni	Philosophy	1701-1730	
Manthey, Johan Georg Ludvig	Philosophy	1795-1795	
Masius, Hector Gottfried	Theology	1683-1709	
Moldenhawer, Daniel Gotthilf	Theology	1783-1805	Kiel University (1777-1784)
Mule, Hans Mikkelsen	Medicine, Philosophy	1686-1712	
Munthe, Caspar Frederik	Philosophy	1740-1748, 1748-1763	
Münter, Friedrich C. C. Hinrich	Theology	1788-1830	
Möller, Olaus Hinrich	Philosophy		
Möllmann, Bernhard	Philosophy	1741-1776, 1741-1778	
Nannestad, Frederik	Theology		
Nyerup, Rasmus	Philosophy	1796-1829	
Nørregaard, Lauritz	Law	1779-1789, 1789-1804	
Obelitz, Baltazar Gebhard von	Law	1753-1759, 1759-1806	
Pihl, Ole Stockfleth	Philosophy	1762-1764	
Pontoppidan, Erik	Theology		
Rahbek, Knud Lyhne	Philosophy	1790-1799; 1816-1830	
Ramus, Joachim Frederik	Philosophy	1722-1769	
Rasch, Jørgen	Philosophy	1712-1714	
Reuss, Jeremias Friderich	Theology	1732-1749	Tübingen University, 1757- 1777
Riisbrigh, Børge	Philosophy	1767-1803	
Rosencrone, Edvard Londeman	Philosophy	1727-1732	
Rosenstand-Goiske, Peder	Theology	1749-1769	
Rothe, Tyge Jesper	Philosophy		
Rottböhl, Christen Friies	Medicine	1761-1773, 1773-1797	
Rømer, Ole Christensen	Philosophy	1682-1710	
Sahl, M. Laurits	Philosophy	1765-1770, 1781-1801	
Saxtorph, Johan Sylvester	Medicine	1799-1840	
Saxtorph, Matthias	Medicine	1773-1800	
Scheidt, Christian Ludvig	Law	1738-1748	Göttingen University, 1737
Schiønning, Georg Leth	Theology	1759-1770	
Schlegel, Johan Frederik	Law	1789-1836	
Schlegel, Johann Heinrich	Philosophy	1760-1780	
Sevel, Friderich Christian	Law	1756-1758	
Seydlitz, Christian Gotthold	Philosophy, Theology	1770-1777	
Skive, Laurits Thomsen	Philosophy	1710-1711	
Sneedorff, Frederik	Philosophy	1788-1792	
Stampe, Henrik	Philosophy, Law	1741-1784	
Steenbuch, Hans	Philosophy, Theology	1693-1740	
Studsgaard, Christian Beverlin	Theology	1769-1773	

Thestrup, Christian	Philosophy	1722-1750	
Thaarup, Frederik	Law	1793-1797	
Tode, Johann Clemens	Medicine	1774-1805	
Trellund, Johannes	Philosophy, Theology	1705-1707, 1711-1725	
Treschow, Hermann	Theology	1773-1774	
Viborg (Wiborg), Erik Nissen	Medicine	1783-1801	
Vinding, Poul	Philosophy	1684-1712	
Wad, Gregers	Philosophy	1795-1832	
Wadskiær, Christian Friderich	Philosophy	1751-1779	Sorø Academy, 1747-1751
Wandal, Hans	Philosophy, Theology	1682-1710	
Wandal, Johan Frederik	Philosophy	1709-1717	
Weghorst, Heinrich	Philosophy, Law	1698-1722	
Wolf, Jacob Andreas	Philosophy	1788-1819	
Worm, Christen	Theology	1710-1737	
Worm, Ole Villumsen	Philosophy, Medicine	1700-1704, 1691-1708	
Worm, Villum	Medicine, Philosophy	1663-1704	
Wøldike, Jeremias	Philosophy	1766-1787, 1787-1813	
Wøldike, Marcus	Theology	1731-1750	
Ziegenbalg, Ernst Theophilus	Philosophy	1747-1758	

### **Uppsala University, 1700-1799**

<b>Name</b>	<b>Faculty</b>	<b>Period</b>	<b>Other University</b>
Acrel, Johan Gustaf	Medicine	1784-1801	
Afzelius, Johan	Philosophy	1784-1820	
Almquist, Erik Johan	Theology	1790-1808	
Alstrin, Erik	Philosophy	1723-1731	
Amnell, Johan	Philosophy, Theology	1747-1789	
Annerstedt, Daniel	Theology	1770-1771	
Arrhenius, Arvid	Philosophy	1739-1743	
Arrhenius, Jacobus	Philosophy	1687-1716	
Arrhenius, Lars	Philosophy	1716-1730	
Asp, Carl	Philosophy	1755-1770	
Asp, Matthias	Philosophy, Theology	1729-1763	
Aurivillius, Carl	Philosophy	1754-1786	
Aurivillius, Per Fabian	Philosophy	1787-1829	
Aurivillius, Samuel	Medicine	1756-1767	
Bellman, Johan Arent	Philosophy	1699-1709	
Benzelius, Erik d. y.	Theology	1723-1726	
Benzelstjerna, Lars d.y.	Philosophy, Theology	1746-1759	
Berch, Andreas	Law	1741-1770	



Berch, Christer	Law	1773-1787	
Bergman, Torbern	Philosophy	1767-1784	
Beronius, Magnus Olai	Philosophy, Theology	1732-1745	
Billovius, Jonas	Philosophy	1710-1712	
Björnsthål, Jacob Johan	Philosophy	1776-1779	Lund University
Boberg, Andreas	Philosophy	1728-1756	
Boethius, Daniel	Philosophy	1783-1810	
Boudrie, Gustaf Antonius	Philosophy	1773-1787	
Burman, Erik	Philosophy	1724-1729	
Castovius, Erik	Philosophy	1702-1703	
Celsius d. y., Olof	Philosophy	1747-1753	
Celsius d. ä., Olaus	Philosophy, Theology	1703-1756	
Celsius, Anders	Philosophy	1730-1744	
Celsius, Nils	Philosophy	1719-1724	
Christiernin, Per Niklas	Law, Philosophy	1770-1799	
Clewberg, Kristoffer	Philosophy, Theology	1757-1776	
Dahl, Christofer	Philosophy	1790-1809	
Dahlman, Lars	Philosophy	1748-1764	
Djurberg, Daniel	Theology	1698-1736	
Domey, Olavus	Theology	1787-1795	
Duræus, Samuel	Philosophy	1757-1787	
Eenberg, Johan	Philosophy	1704-1709	
Ekerman, Petrus	Philosophy	1737-1779	
Ekman, Emanuel	Philosophy	1790-1801	
Elvius, Petrus	Philosophy	1699-1718	
Eneman, Michael	Philosophy	1712-1714	
Esberg, Johan	Philosophy, Theology	1698-1711	
Fant, Eric Michael	Philosophy	1781-1816	
Fick, Johan Erik	Law	1747-1760	
Floderus, Johan	Philosophy	1762-1789	
Flygave, Gustaf	Law	1787-1805	
Forelius, Hemming	Philosophy	1687-1708	
Fronidin, Elias	Philosophy	1730-1747	
Frosterus, Henrik	Philosophy, Law	1771-1772	
Georgii, Carl Fredrik	Philosophy	1753-1781	
Grönvall, Andreas	Philosophy	1719-1748	
Göthlin, Eric	Philosophy	1796-1812	
Hageman, Johan Niklas	Philosophy	1779-1789	
Halenius, Engelbert	Philosophy, Theology	1737-1741, 1745-1754	
Hermansson, Johan	Philosophy	1715-1717, 1717-1737	Lund University
Hernbergh, Anders	Law	1782-1791	
Hesselgren, Erik	Philosophy, Theology	1760-1779	
Hydrén, Erik	Theology	1777-1786	
Hydrén, Lars	Philosophy, Theology	1737-1789	

Ihre, Johan	Philosophy	1737-1780	
Kinmark, Erik	Theology	1764-1794	
Klingensjtjerna, Samuel	Philosophy	1728-1756	
Landerbeck, Nicolai	Philosophy	1789-1810	
Lindblom, Jakob	Philosophy	1779-1786	
Linné d. y., Carl	Medicin	1777-1783	
Linné, Carl	Medicin	1741-1777	
Lostbom, Johan	Philosophy, Theology	1759-1802	
Lundius, Daniel	Philosophy, Theology	1703-1731	
Lundström, Anders	Law	1792-1800	
Mallet, Fredric	Philosophy	1773-1794	
Malmström, Johan	Law	1722-1727	
Mathesius, Gabriel	Philosophy, Theology	1737-1769	
Melander, Daniel	Philosophy	1761-1796	
Melander, Eric	Theology	1724-1745	
Meldercreutz, Jonas	Philosophy	1751-1772	
Molin, Lars	Theology	1694-1705, 1705-1723	Pernau University
Murray, Adolf	Medicin	1774-1803	
Neikter, Johan Fredrik	Philosophy	1780-1803	
Nesselius, Israel	Philosophy	1705-1713, 1716-1737	Åbo University
Nordmark, Zacharias	Philosophy	1783-1787, 1787-1827	Greifswald University
Palmroot, Johannes	Philosophy, Theology	1696-1727	
Prosperin, Erik	Philosophy	1797-1798	
Rabenius, Olof	Law	1766-1772	
Reftelius, Johan	Philosophy, Law	1698-1739	
Regner, Laurentius	Philosophy	1796-1810	
Risell, Nils	Law	1761-1772	
Roberg, Lars	Medicin	1697-1740	
Rosén von Rosenstein, Nils	Medicin	1740-1756	
Rudbeck d. y., Olof	Medicin	1691-1740	
Schyllberg, Petrus	Philosophy, Theology	1710-1736	
Sidré, Jonas	Medicin	1767-1788	
Skunck, Karl	Philosophy	1712-1718	
Sleincour, Johan Peter	Philosophy	1765-1785	
Solander, Daniel	Law	1740-1785	
Stenchius, Elof	Philosophy	1710-1719, 1719-1728	Lund University
Steuchius, Johannes	Philosophy	1707-1710, 1710-1723	Lund University
Strömer, Mårten	Philosophy	1745-1765	
Svedberg, Jesper	Theology	1692-1702	
Svedelius, Per	Philosophy	1772-1805	
Svederus, Matthias	Law	1686-1716, 1716-1721	Åbo University
Thorberg, Abraham	Philosophy	1790-1790	
Thunberg, Carl Peter	Medicin	1781-1828	
Tingstadius, Johan Adam	Philosophy	1786-1803	

Törner, Fabian	Philosophy	1704-1731	
Ullén, Petrus	Philosophy, Theology	1736-1747	
Upmarck, Johannes	Philosophy	1698-1716	
Vallerius, Johan	Philosophy	1712-1718	
Wallerius, Johan Gottschalk	Philosophy	1750-1767	
Wallerius, Nils	Philosophy, Theology	1746-1764	
Wallin, Georg d. y.	Theology	1732-1735	
Wallrave, Jacob	Law	1729-1739	
Wijkman, Sveno Caspar	Theology	1795-1825	
Winbom, Anders	Philosophy, Theology	1731-1745	
Winbom, Johannes	Theology	1790-1825	

**Lund University, 1700-1799**

Name	Faculty	Period	Other University
Aurivillius, Petrus	Philosophy	1717-1728	
Barfoth, Andreas Eilertsson	Medicine	1783-1805	
Below, Jacob Fredric	Medicine	1695-1697, 1697-1706	Dorpat University
Benzelius, Carl Jesper	Theology	1750-1776	
Benzelius, Henrik	Philosophy, Theology	1720-1740	
Benzelius, Jacob	Theology	1718-1731	
Bildstein, Gustaf Ernst v.	Theology	1750-1769	
Björnståhl, Jacob Johan	Philosophy	1776-1779	Uppsala University
Bring, Erland Samuel	Philosophy	1779-1798	
Bring-Lagerbring, Sven	Philosophy	1742-1771	
Burmester, Johan Henrik	Philosophy	1750-1770	
Colling, Lars Johan	Law	1753-1785	
Corylander, Johan	Philosophy	1753-1766	
Döbeln, Johan Jacob Döbelius-von	Medicine	1710-1743	
Ehrenstråle Nehrman, David	Law	1720-1753	
Engelhart, Johan Henric	Medicine	1788-1816	
Engeström, Johan	Philosophy, Theology	1732-1748	
Estenberg, Petrus	Philosophy	1719-1727	
Filenius, Petrus	Philosophy, Theology	1735-1742, 1742-1744	Åbo University
Fremling, Matthæus	Philosophy	1782-1820	
Harmens, Gustaf	Philosophy	1732-1774	
Hegardt, Martin	Theology	1710-1732	
Hellman, Johan Jacob	Theology	1783-1812	
Hermansson, Johan	Philosophy	1715-1717, 1717-1737	Uppsala University

Hesslén, Nils	Philosophy, Theology	1775-1789	
Humerus, Bonde	Philosophy, Theology	1697-1727	
Hylander, Anders	Philosophy, Theology	1792-1830	
Hyltenius-Silfversehöld, Nils	Law	1667-1687, 1700-1702	
Hörling, Jonas	Philosophy, Law	1687-1721	
Ihre, Thomas	Theology	1692-1693, 1693-1717	Uppsala University
Lagerlöf, Erland	Philosophy	1689-1713	
Lagerlöf, Nils	Philosophy, Theology	1729-1741	
Laurel, Lars	Philosophy	1747-1782	
Lemchen, Samuel	Theology	1795-1807	
Lidbeck, Eric Gustaf	Philosophy	1756-1795	
Liedbeck, Lars	Philosophy	1744-1762	
Linnerius, Jonas	Theology	1684-1734	
Lundblad, Johan	Philosophy	1787-1819	
Lundersten, Johan	Philosophy	1687-1713	
Menlös, Daniel	Philosophy	1732-1743	
Moller, Arvid	Philosophy	1717-1743	
Munck, Petrus	Philosophy, Theology	1769-1794	
Munthe, Lars Peter	Philosophy	1785-1807	
Munthe, Sven Johan	Philosophy, Theology	1745-1774	
Nelander, Johan	Philosophy	1743-1782	
Norberg, Matthias	Philosophy	1780-1820	
Oelreich, Niclas Oelreich-von	Philosophy	1737-1746	
Papke, Carl	Philosophy, Theology	1716-1738	
Poppelman, Johan	Theology	1692-1711	
Quensel, Conrad	Philosophy	1704-1710, 1712-1732	Dorpat University
Retzius, Anders Jahan	Philosophy	1777-1812	
Rosén-Rosenblad, Eberhard	Medicine	1744-1784	
Rydelius, Andreas	Philosophy, Theology	1710-1738	
Rydelius, Magnus	Philosophy, Theology	1715-1742	
Schenmark, Nils	Philosophy	1763-1788	
Schultén, Carl	Philosophy, Theology	1704-1709, 1715-1730	Pernau University
Sjöborg, Nils Henrik	Philosophy	1799-1816	
Sommelius, Gustaf	Philosophy	1763-1800	
Stenchius/Steuch, Elof	Philosophy	1710-1719, 1719-1728	Uppsala University
Steuchius, Johannes/Jöns	Philosophy	1707-1710, 1710-1723	Uppsala University
Stobæus, Andreas	Philosophy	1674-1714	
Stobæus, Andreas Peter	Philosophy	1777-1799	
Stobæus, Killian	Philosophy	1728-1742	
Stobæus, Nils	Philosophy	1735-1754	

Stridsberg, Haqvin	Philosophy, Theology	1684-1718	
Tegman, Pehr	Philosophy	1787-1811	
Tengwall, Lars	Philosophy, Law	1782-1809	
Trozelius, Claes Blechert	Philosophy	1758-1786	
Weidman, Thure	Philosophy, Theology	1776-1789	
Westring, Ambrosius	Theology	1741-1762	
Wetterhamn-Riddermark, Andreas	Philosophy, Law	1683-1703, 1703-1707	Uppsala University
Wollin, Christian	Medicine	1761-1798	
Wählin, Jonas	Theology	1744-1777	

### **Åbo University, 1700-1799**

<b>Name</b>	<b>Faculty</b>	<b>Period</b>	<b>Other University</b>
Alanus, Abraham	Philosophy, Theology	1707-1719	
Alstrin, Lars	Philosophy	1720-1728	
Avellan, Nils	Medicine	1778-1780	
Bergius, Anders	Theology	1728-1744	
Bilmark, Johan	Philosophy	1763-1801	
Björklund, Isaac	Philosophy, Theology	1728-1740	
Bondorff, Gabriel v.	Medicine	1786-1823	
Browallius, Johan	Philosophy, Theology	1737-1749	
Bröms, Ingemund	Theology	1703-1709, 1709-1717	Pernau University
Calonius, Matthias	Law	1778-1817	
Cavander, Christian	Theology	1780-1812	
Clewberg, Carl Abraham	Philosophy, Theology	1746-1765	
Elfving, Petter	Medicine	1720-1726	
Fahlenius, Jonas	Philosophy, Theology	1721-1734	
Filenius, Petrus	Philosophy, Theology	1735-1742, 1742-1744	Lund University
Flachsenius, Johan	Philosophy, Theology	1669-1708	
Gadd, Peter Adrian	Philosophy	1761-1787	
Gadolin, Gustaf	Philosophy, Theology	1795-1828	
Gadolin, Jakob	Philosophy, Theology	1748-1788	
Gadolin, Johan	Philosophy	1785-1822	
Gezelius, Johan	Theology	1720-1721	
Hahn, Petter	Philosophy	1681-1718	
Hassel, Henrik	Philosophy	1728-1775	
Hasselbom, Nils	Philosophy	1724-1758	
Hellens, Carl Niclas von	Medicine	1780-1816	
Hielm, Petter	Medicine	1705-1715	
Haartman, Gabriel Eric v.	Medicine	1784-1815	
Haartman, Jakob	Philosophy, Theology	1756-1770, 1772-1776	

Haartman, Johan	Medicine	1765-1787	
Haartman, Johan	Philosophy, Theology	1722-1737	
Juslenius, Daniel	Philosophy, Theology	1712-1734	
Juslenius, Gabriel	Philosophy, Theology	1702-1717, 1720-1724	
Kalm, Pehr	Philosophy	1747-1779	
Kreander, Salomon	Philosophy	1780-1792	
Lauraeus, Gabriel	Theology	1749-1753	
Leche, Johan	Medicine	1748-1764	
Lefrén, Lars	Philosophy, Theology	1772-1803	
Lexell, Anders Johan	Philosophy	1771-1775, 1775-1780, 1783-1784	St. Petersburg
Lindquist, Johan Henrik	Philosophy	1779-1798	
Lund, David	Philosophy, Theology	1685-1705	
Malmström, Petter/Pehr	Philosophy	1789-1795	
Mennander, Karl Fredrik	Philosophy, Theology	1736-1757	
Mesterton, Carl	Philosophy, Theology	1746-1773	
Mether, Anders Johan	Philosophy	1799-1812	
Munster, Johan	Philosophy	1692-1714	
Nesselius, Israel	Philosophy	1705-1713, 1716-1737	Uppsala University
Norby, Nicolaus (Nils)	Theology	1725-1727	
Nääf, Wilhelm Robert	Philosophy, Theology	1756-1759, 1770-1783	
Pihlman, Isak	Philosophy	1697-1707	
Pipping, Josef (Peppingsköld)	Medicine	1789-1815	
Planman, Anders	Philosophy	1763-1801	
Porthan, Henrik Gabriel	Philosophy	1777-1804	
Prysz, Anders/Andreas	Philosophy	1706-1746	
Prysz, Olof	Law	1747-1777	
Prysz, Samuel	Philosophy, Theology	1746-1779	
Ross, Herman	Theology	1709-1725	
Ross, Isak	Philosophy, Theology	1758-1783	
Rudeen, Torsten	Philosophy, Theology	1692-1708	
Rungius, Johan	Theology, Philosophy	1697-1701	
Scarin, Algot	Philosophy	1722-1761	
Schalberg, Olof	Philosophy	1779-1784	
Schultén, Samuel	Law	1720-1746	
Spöring, Herman Diedrich	Medicine	1728-1747	
Stenman, Gregorius	Philosophy	1741-1746	
Svederus, Matthias	Law	1686-1716, 1716-1721	Uppsala University
Tammelin, Lars	Philosophy	1698-1717	
Tengström, Jakob	Theology	1790-1803	
Thorwöste, Johan	Philosophy	1720-1736	
Tidgren, Gabriel	Philosophy	1784-1788	
Tillander, Johan	Theology	1750-1762	
Tålpo, Simon	Philosophy, Theology	1679-1711	
Wallenius, Johannes	Philosophy, Theology	1736-1746	

Wallenius, Martin Johan	Philosophy	1758-1773	
Wallerius, Nils	Medicine	1699-1704	
Welin, Johan	Philosophy	1738-1744	

**Greifswald University, 1700-1799**

Name	Faculty	Period	Other University
Aeminga, Siegfried Cäso von	Law	1745-1768	
Ahlwardt, Peter	Philosophy	1752-1791	
Balthasar, Augustin von	Law	1734-1763	
Balthasar, Jakob Heinrich von	Theology	1719-1763	
Barnstorff, Eberhard	Medicine	1704-1712	
Becker, Hermann	Law	1747-1762, 1762-1768, 1768-1797	Rostock University, Bützow University
Becker, Johann Hermann	Theology	1746-1751	
Benzelstierna, Johan	Law	1746-1756	
Breitsprecher, Franz Philipp	Law	1769-1776	
Brisman, Carl	Philosophy	1788-1800	
Brockmann, Georg	Theology	1775-1800	
Böckmann, Johann	Medicine	1747-1763	
Börries, Caspar	Philosophy	1717-1732	
Canzler, Friedrich Gottlieb	Philosophy	1799-1811	
Clemasius, Matthäus	Medicine	1674-1702	
Dassow, Nicolaus	Theology	1685-1706	
Dähnert, Johann Karl	Philosophy	1748-1772	
Engelbrecht, Hermann Heinrich von	Law	1737-1744	
Engelbrecht, Johann Brandanus	Law	1758-1765	
Essen, E. C. von	Law	1758-1770	
Friderici, Christoph Konrad Wilhelm	Law	1762-1764, 1764-1769	Leipzig University
Gadebusch, Thomas Heinrich	Law	1775-1796	
Gebhardi, Brandanus Heinrich	Philosophy, Theology	1687-1712, 1716-1721	
Gerdes, Henning Christoph	Law	1699-1723	
Gerdes, Philipp Balthasar	Philosophy, Law	1714-1734	
Grubb, Nils	Philosophy	1710-1711	
Hagemeister, Emanuel Friedrich	Law	1794-1802	
Haselberg, Lorenz Wilhelm von	Medicine	1788-1821	
Hasselgren, Harald	Philosophy	1708-1711	
Helwig, Carl	Medicine	1715-1716	
Helwig, Christoph (jüngere)	Medicine	1707-1714	
Helwig, Joachim Andreas	Law	1722-1736	

Henning, Jakob	Philosophy, Theology	1669-1704	
Horn, Theodor	Philosophy	1692-1736	
Hultén, Andreas	Philosophy, Theology	1792-1808, 1808- 1831	Uppsala University
Kellman, Johann Karl	Philosophy	1747-1781	
Kletten, Georg Ernst	Medicine	1794-1806	
Krakewitz, Albrecht Joachim von	Philosophy, Theology	1699-1713, 1715- 1732	Rostock University
Köppen, Nicolaus	Philosophy	1699-1739	
Lembke, Johann	Medicine	1714-1746	
Lobetanz, Matthias	Philosophy	1702-1702	
Lütkeemann, Timotheus	Theology	1733-1738	
March, Casper (Jüngere)	Medicine	1701-1706	
Maskow, Georg Balthasar	Philosophy	1691-1708	
Mayer, Andreas	Philosophy	1741-1782	
Mayer, Johann Abraham	Medicine	1718-1726	
Mayer, Johann Friedrich	Theology	1684-1687, 1701- 1712	Wittenberg University
Mehlen, Friedrich August	Law	1795-1802	
Muhrbeck, Johann Christoph	Philosophy	1767-1805	
Möller, Johann Georg Peter	Philosophy	1765-1807	
Möller, Lewin	Philosophy, Theology	1741-1765	
Nettelbladt, Christian von	Law	1724-1743	
Nordmark, Zacharias	Philosophy	1783-1787, 1787- 1827	Uppsala University
Otto, Bernhard Christian	Philosophy, Medicine	1781-1788, 1788- 1835	Frankfurt an der Oder University
Overkamp, Georg Wilhelm	Philosophy	1739-1790	
Palthen, Johann Philipp	Philosophy	1694-1710	
Papke, Jeremias	Philosophy	1703-1735	
Piper, Theophilus Coelestinus	Theology	1783-1814	
Pritius, Johann Georg	Theology	1708-1711	
Quistorp, Bernhard Friedrich	Theology	1749-1760, 1766- 1788	Rostock University
Quistorp, Johann	Philosophy	1788-1834	
Rehfeld, Carl Friedrich (Wiki)	Medicine	1764-1794	
Roehl, Lambert Heinrich	Philosophy	1762-1790	
Rosenow, Joachim	Philosophy	1658-1701	
Rusmeyer, Michael Christian	Theology	1719-1745	
Schack, Johann	Law	1698-1714	
Schinmeyer, Johann Adolf	Theology	1778-1779	
Schleffel, Christian Stephan	Medicine	1726-1760	
Schlegel, Gottlieb	Theology	1790-1810	
Schlichtkrull, Christian Nicolaus	Law	1771-1793	
Schubert, Johann Ernst	Theology	1748-1764, 1764-	Helmstedt University



		1774	
Schwartz, Albert Georg von	Philosophy	1732-1755	
Starck, Sebastian Gottlieb	Philosophy	1705-1709	
Stenzler, Laurentius	Philosophy, Theology	1737-1778	
Stumpf, Johann Georg	Philosophy	1788-1793, 1793- 1798	Jena University
Thorild, Thomas	Philosophy	1795-1808	
Trägård, Elias	Philosophy	1770-1797	
Wagnius, Sveno	Philosophy	1736-1739	
Wallenius, Jakob	Philosophy	1795-1810	
Warnekros, David Wilhelm	Law	1794-1809	
Weigel, Christian Ehrenfried von	Medicine	1775-1831	
Westphal, Andreas (Jünger)	Medicine	1756-1777	
Westphal, Andreas (älter)	Philosophy	1718-1747	
Würffel, Johann Ludwig	Theology	1711-1714	

**Kiel University, 1700-1799**

<b>Name</b>	<b>Faculty</b>	<b>Period</b>	<b>Other University</b>
Ackermann, Johann Friedrich	Medicine	1760-1804	
Amthor, Christoph Heinrich	Philosophy, Law	1703-1714	
Arpe, Peter Friedrich	Law	1721-1724	
Baden, Torkel	Philosophy	1793-1794, 1794- 1804	Copenhagen University
Balemann, Adolf Friedrich	Philosophy	1773-1774	
Berger, Christian Johan	Medicine	1761-1772, 1774- 1779	Copenhagen University
Bröckel, George	Law	1772-1788	
Burchardi, Christoph Martin	Medicine	1708-1716, 1716- N/D	Rostock Univesity
Carrach, Johann Philipp von	Law	1752-1757, 1764- 1768, 1768-1769	Halle University, Duisburg University
Christiani, Wilhelm Ernst	Philosophy	1761-1793	Kiel University
Chrysander, Wilhelm Christian Justus	Philosophy, Theology	1750-1768, 1768- 1788	Rinteln University
Coopmanns, Gadso	Medicine	1773-1791, 1791- 1793, 1793-1798	Franecker University, Copenhagen University
Cramer, Andreas Wilhelm	Law	1786-1833	
Cramer, Johann Andreas	Theology	1765-1771, 1775- 1778	Copenhagen University
Cramer, Karl Friedrich	Philosophy	1775-1794	
D'Arbemont, Karl Heinrich	Philosophy	1710-1725	
Dassowius, Theodor	Philosophy, Theology	1678-1699, 1699- 1709	Wittenberg University

de Fine Olevarius, Holger	Law	1781-1825	
Dorn, Amandus Christian	Law	1737-1765	
Dreyer, Johann Karl Hinrich	Law	1745-1753	
Eckermann, Jacob Christoph R.	Theology	1782-1837	
Ehlers, Martin	Philosophy	1776-1800	
Elend v. Elendsheim, Gottfried Heinrich	Law	1738-1745	
Faber, Johann Ernst	Philosophy	1769-1772, 1772-1774	Jena University
Fabricius, Johan Christian	Philosophy	1775-1808, 1770-1775	Copenhagen University
Fischer, Johann Leonhard	Medicine	1789-1793, 1793-1832	Leipzig University
Franck, Bernhard Matthias	Medicine	1694-1701	
Franck, Georg	Medicine	1726-1736	
Franck, Wolfgang Christorph	Theology	1709-1716	
Fricke, Johann Heinrich	Law	1770-1773, 1773-1775	Halle University
Friese, Martin	Theology	1719-1750	
Fumars, Etienne	Philosophy	1778-1783	
Furhmann, Johann Wilhelm	Theology	1778-1780	
Gademdam, Johann Wilhelm	Law	1742-1745, 1753-1756; 1765-1771	Bayreuth University
Gentzke, Friedrich	Philosophy	1708-1757	
Geyser, Samuel Gottfried	Theology	1771-1777, 1777-1808	Reval (Gymnasium)
Hane, Philipp Freidrich	Philosophy, Theology	1725-1769	
Hannemann, Johann Ludwig	Philosophy	1675-1724	
Harpprecht von Harpprechtstein, Stephan Christoph	Law	1702-1722, 1772.-1730	Tübingen University
Hartmann, Johann Zacharias	Law	1725-1740	
Heesling, Daniel	Philosophy	1767-1769	
Hegewisch, Dietrich Hermann	Philosophy	1780-1812	
Heinze, Valentin August	Philosophy	1782-1801	
Hennings, Johann Christoph	Philosophy	1738-1763	
Hensler, Christian Gotthilf	Theology	1786-1812	
Hensler, Philipp Gabriel	Medicine	1789-1805	
Heubel, Johann Heinrich	Law	1722-1723	
Hirschfeld, Christian Cay Lorenz	Philosophy	1770-1792	
Hosmann, Gustav Christoph	Theology	1730-1766	
Ingwersen, Ingwar Gottlob	Theology	1737-1741	
Jensen, Friedrich Christoph	Law	1781-1802	
Kaeuffelin, Johann Matthias	Philosophy	1733-1738	
Kannegeisser, Gottlieb Heinrich	Medicine	1736-1792	
Kerstens, Johann Christian	Medicine	1757-1770, 1770-	Moscow University

		1801	
Kleucker, Johann Friderich	Theology	1798-1827	
Kordes, Berend	Philosophy	1792-1823	
Kortholt, Sebastian	Philosophy	1701-1760	
Kose, Peter	Philosophy	1721-1766	
Köhler, Johann Bernhard	Philosophy	1765-1769, 1770-1774, 1781-1786	Göttingen University, Königsberg University
Königsmann, Andreas Ludwig	Philosophy	1708-1713	
Lackmann, Adam Heinrich	Philosophy	1733-1753	
Lischwitz, Johann Christoph	Medicine	1732-1743	
Ljungberg, Jöns Matthias	Philosophy	1769-1780	
Luther, Karl Friedrich	Medicine, Philosophy	1702-1705; 1726-1742	
Majer, Johann Christian	Law	1771-1772, 1776-1777, 1777-1821	Jena University, Tübingen University
Mark, Georg Joachim	Theology	1758-1774	
Martini, Nikolaus	Philosophy, Law	1666-1704	
May, Johann Burchard	Philosophy	1693-1725	
Mellmann, Johann Dietrich	Law	1773-1801	
Meyer, Johann Hermann	Theology	1776-1795	
Milow, Johannes Nikolaus	Philosophy	1765-1769	
Moldenhawer, Daniel Gotthilf	Philosophy, Theology	1777-1784, 1784-1812	Copenhagen University
Moldenhawer, Johann Jakob Paul	Philosophy	1792-1827	
Musäus, Johann Daniel Heinrich	Law	1776-1782, 1782-N/D	Giessen University
Musäus, Simon Heinrich	Philosophy, Law	1682-1711	
Müller, Heinrich	Theology	1789-1814	
Nasser, Johann Adolf	Philosophy	1789-1828	
Niemann, August Christian Heinrich	Philosophy	1787-1832	
Opitz, Paul Friedrich	Philosophy, Theology	1721-1747	
Oporin, Joachim	Philosophy, Theology	1733-1735, 1735-1753	Göttingen University
Pasch, Georg	Philosophy, Theology	1689-1707	
Prangen, Ernst Wilhelm	Medicine	1717-1717	
Quistorp, Johann Jakob	Philosophy	1743-1747	
Reinhold, Karl Leonhard	Philosophy	1782-1785, 1787-1793, 1793-1823	Vienna University, Jena University
Reyher, Johann Georg	Medicine	1798-1807	
Reyher, Samuel	Philosophy, Law	1665-1714	
Rossal, Hermann Raimond	Philosophy	1761-1767	
Schelhammer, Günther Christoph	Medicine	1679-1689, 1689-1695, 1605-1716	Helmstedt University, Jena University
Schrader, Johann Gottlieb	Philosophy	1792-1798	

Friedrich			
Schrader, Ludwig Albrecht Gottfried	Law	1790-1815	
Schwaniz, Johann Michael	Philosophy	1759-1764	
Schöpffer, Johann Joachim	Law	1683-1693, 1693- 1707, 1712-1714	Frankfurt a. O. University, Rostock University
Struve, Ernst Gotthold	Medicine	1737-1742	
Struve, Friedrich Christian	Medicine	1747-1780	
Struve, Friedrich Gottlieb	Law	1726-1752	
Tetens, Johann Nikolaus	Philosophy	1765-1776, 1776- 1779	Bützow University
Thiess, Johann Otto	Philosophy	1795-1800	
Trendelenburg, Adolf Friedrich	Law	1761-1761, 1761- 1775, 1775-1803	Helmstedt University, Bützow University
Tönnies, Johann Hinrich	Philosophy	1759-1769	
v. Poletyka, Johann	Medicine	1755-1755	
Valentiner, Friedrich	Philosophy	1787-1813	
Velthusen, Johann Kasper	Theology	1775-1778, 1778- 1787, 1787-1791	Helmstedt University, Rostock University
Vogt, Franz Ernst	Law	1712-1724	
Waldschmidt, Wilhelm Huldericus	Medicine, Philosophy	1691-1731	
Weber, Adolph Diederich	Law	1784-1791, 1791- N/D	Rostock
Weber, Andreas	Philosophy, Theology	1749-1750, 1750- 1770, 1770-1781	Halle University, Göttingen University
Weber, Georg Heinrich	Medicine	1777-1828	
Wiggers, Johann Georg	Philosophy	1782-1787	
Winkler, Karl Friedrich	Law	1753-1784	
Zachariae, Gottfried Traugott	Theology	1760-1765, 1765- 1775, 1775-1777	Göttingen University, Bützow University
Zachariä, Justus Friedrich	Philosophy, Theology	1735-1773	
zum Felde, Albert	Philosophy, Theology	1709-1720	

## THE PROSOPOGRAPHICAL DATABASE

---

The prosopographical database is based on a total of 592 university professors, who possessed a chair at one of the six Nordic universities (Copenhagen, Uppsala, Lund, Åbo, Greifswald and Kiel) from 1700-1799. The database was made in *Microsoft Access 2010*, and while it includes the professor from six distinct universities, the key ID for the data model nevertheless refers to the individual professors, who all have been given their own personal profile sheet. Each of these profile sheets has been structured around six major group categories, each containing an additional set of subcategories, and seven individual categories. Together with the basic introductory information, these categories and sub-categories consist of:

### **Introductory information:**

*Basic introductory information:* Scientific institution, chair, life period, nationality and confession.

### **Group categories and sub-categories:**

*Personal data:* Date of birth and death, Place of birth and death, Country birth and death, and finally Place and year of marriage.

*Education:* Primary education (i.e. school and gymnasium or private teaching), *Artium* and studies (by place of matriculation), University degrees (by time and institution), Doctor and magister titles (by time and institution).

*Travel:* Peregrinatio Academica (by period), Before appointment (yes or no), Travel grants (by type and size), Countries visited, Cities visited (only learned sites and major cities), Longer scientific journeys (scientific journeys with a specific goal in mind), Other stays abroad (non-academic purposes, such as posted ministers or diplomats).

*Academic Career:* Appointment to professor, Type of chair (extraordinary, ordinary, designated, titular), Institution, Faculty and discipline, Year of appointment and time span, and Total time span at each institution.

*Information on the father:* Name, Life period, Profession, Confession, Nationality (based on birth place) and Remarks.

### **Individual categories:**

Other professions, Titles, Membership of academic or patriotic societies, Remarks, Publications and other sources, References for their specific profile, and finally a copied biographical essay text from the encyclopaedias.

Thus, containing data on everything from their basic biographical data, data on their education, and career development to data on their travel activities and information about their fathers, the database constitutes a semi-structured reservoir of all Nordic university professors in the Eighteenth Century.

Populating such a database with coherent data on people from the early modern period is, however, no simple task, as every piece of information is not as easy available or coherent as one might think. This relates even to the first fundamental step of finding all the university professors. Whereas many historical works on the universities provide an organised list of their university professors, some do not, leaving the historians of today with a great deal of uncertainty regarding the basic information on the correct number of professors. Hence, for Uppsala University, I have cross-checked the professors mentioned in Annerstedt's works (up until 1792) with Uppsala University's lecture catalogues and added any missing professor. For the professors at Copenhagen University, I have cross-checked Ejvind Slottsved's detailed register on university professors with the official yearbook *Hof- und Staatscalender*, which has been published annually since 1734. By cross-checking this information, there is less risk of reproducing errors in the number of profiles.<sup>10</sup> For the other four universities in Lund, Åbo, Kiel and Greifswald, the universities' historical works have provided the necessary list of professors.<sup>11</sup>

After all the professors' names, i.e. the database's key IDs, were established, the above-mentioned categories for each profile were completed with data mainly but not exclusively from biographical encyclopaedias and the universities' historical works. For the Danish professors, the biographical encyclopaedia of C. F. Bricka (1887-1905) has primarily been used as it also contains extended information on the Norwegian-born professors during the Eighteenth Century. Both the Norwegian and the Danish professors were subsequently crosschecked with the newer Danish and Norwegian national encyclopaedias.<sup>12</sup> For the German entries, the *Deutsche Biographische Enzyklopädie* and the older *Allgemeine Deutsche*

---

<sup>10</sup> Claes Annerstedt, *Uppsala Universitets Historia, 1655-1718, Del 2.2: Universitetets Organisation och Verksamhet*, (1909), p. 55-60, Claes Annerstedt, *Uppsala Universitets Historia, 1719-1792, Del 3.2: Universitetets Organisation och Verksamhet*, (1914), p. 69-75, Ejvind Slottved, *Lærestole og lærere ved Københavns Universitet 1537-1977*, (Kbh.: Samfundet for Dansk Genealogi og Personhistorie, 1978). These works have been cross-checked with Uppsala Consistorium, *Catalogus Praelectionum Publicarum Academia Upsaliensi, 1700-1799*, Uppsala, 1700-1799, (Upsaliae: Joh. H. Werner), [UUB], Copenhagen Consistorium, *Københavns Universitets Cataloger over Forelæsningerne* (København: Typis Universitatis, 1612-1785), *Königlicher Dänischer Hof- und Staats-Calender* (Altona: Gebrüder Burmeister, 1734-1800). Regarding the other universities, see the Appendix – The Prosopographical Database.

<sup>11</sup> Lund University: Martin & Elof Tegnér Weibull, *Lunds universitets historia 1668-1868, del 2*, (1868). Åbo University: Ivar A. Heikel, *Helsingfors Universitet: 1640-1940*, (1940). Kiel University: Friedrich Volbehr and Richard Weyl, *Professoren und Dozenten der Christian-Albrechts-Universität zu Kiel: 1665-1915.*, (Kiel: Schmidt & Klaunig, 1916). Greifswald University: Ivar Seth, *Universitetet i Greifswald och dess ställning i svensk kulturpolitik 1637 - 1815. Bilagor*, (1952). There are uncertainties regarding the correct number of professors at Greifswald University during the early period, as Ivar Seth also points out. He builds his list of professors on the older and rather badly arranged work by Johann Gottfried Ludwig Kosegarten, *Geschichte der Universität Greifswald mit urkundlichen Beilagen*, (Greifswald: C. A. Koch's Verlagsbuchhandlung, 1856).

<sup>12</sup> Svend Cedergreen Bech (Ed.), *Dansk Biografisk Leksikon, 3. udg*, Knut Helle (Ed.), *Norsk Biografisk Leksikon, 2. udg* [Online Database] (Kunnskapsforlag, 1999-2005 [cited 2013-2017]); available from <https://nbl.snl.no/>.

*Biographie* (1875-1912) were both used.<sup>13</sup> The data on the Swedish professors originates mainly from the extended and completed *Svensket biografiskt lexikon* (which is continuously updated by the Swedish Royal Archive).<sup>14</sup> In a few cases for professors at the Finnish university in Åbo, the Finnish national biographical encyclopaedia has also been used, especially if the name did not appear in the comprehensive Swedish edition.<sup>15</sup>

Besides the biographical encyclopaedias, the university's historical works have also been used, as they often also contained biographical information on the professors, and at times additional information, which the national biographical encyclopaedias did not included. This is especially the case for Lund University, where both Martin Weibull's & Elof Tegnér's work on the university's history and Magnus Ståhl's elaborated university-biographical work have provided valuable information on Lund University's many professors.<sup>16</sup> Similar university-biographical works have been made by Friedrich Volbehr & Richard Weyl regarding Kiel University and by J. J. Tengström regarding Åbo University, and thus they have also been used to supply this database with additional data.<sup>17</sup> For the universities in Uppsala, Copenhagen and Greifswald, I was unable to find similar biographically structured works. For these universities, the database relied on the biographical encyclopaedias and the general university historical works to provide the necessary data. For Copenhagen University, the detailed archival work by Vello Helk on Danish-Norwegian academic travels has furthermore been used to supply the travel category with very concise data.<sup>18</sup>

In regards to their personal data, their education, information on their fathers and the other professions of the professors, there are good congruities among the biographical encyclopaedias and the university records, registers and the university historical works. However, regarding the type of chair, i.e. whether the professor possessed an extraordinary or an ordinary chair, there is greater uncertainty. Furthermore, minor in-exactitudes also occur in regards to the appointment year and the period of appointment. In these matters, I have, where doubts existed, relied on the university's biographical records for the Nineteenth Century, as their

---

<sup>13</sup> Rudolf Vierhaus, ed., *Deutsche biographische Enzyklopädie (DBE)*, (1995-2003), Historische Kommission bei der königl. Akademie der Wissenschaften, *Allgemeine Deutsche Biographie (ADB)* [Online Database] (Duncker & Humblot, 1875-1912 [cited 2013-2017]); available from <https://www.deutsche-biographie.de/>.

<sup>14</sup> Åsa Karlsson (Ed.), *Svensket biografiskt lexikon (SBL)*.

<sup>15</sup> Tor Carpelan, *Finske biografiske handbok*, 2 vols., (Helsingfors: G.W. Edlund, 1895-1903). In other exceptional cases, where the names did not appear in any of the national biographical encyclopaedias or university biographical work, the work by Meijer has also been used, see Bernhard Meijer, *Nordisk familjebok, konversationslexikon och realencyklopedi*, 38 vols., (Stockholm: Nordisk familjeboks förlag, 1904-1926).

<sup>16</sup> Martin & Elof Tegnér Weibull, *Lunds universitets historia 1668-1868, del 2*, (1868), Magnus Laurentius Ståhl, *Biographiske Underrättelser om Professor vid Kongl. Universitetet i Lund, ifrån dess inrättning till närvarande tid*, (Christianstad: 1834).


<sup>17</sup> Friedrich Volbehr and Richard Weyl, *Professoren und Dozenten der Christian-Albrechts-Universität zu Kiel: 1665-1915.*, (1916), J. J. Tengström, *Chronologiska förteckningar och anteckningar öfver Finska universitets förda procancellerer samt öfver faculteternas medlemmar och adjuncter från universitetets stiftelse inemot dess andra sekularår*, (Helsingfors: G.O. Wasenius, 1836).

<sup>18</sup> Vello Helk, *Danske-norske studierejser: 1661-1813*, (Odense: Odense universitetsforlag, 1991).

authors worked directly on these issues and thus were most likely to have had a better knowledge thereof.

Where it has been possible, the individual profiles have been updated and supplied with information from primary sources, as I came across them during my archival missions, but the main data input still originates from these biographical encyclopaedias and the university historical works. These works are heavily based upon the learned biographies, eulogies and (auto)biographies of the previous centuries, and thus constitute the foundation for the database. As illustrated in the methodological figure below, the prosopographical database is based on a classic corpus of sources, but as the biographical information from these work are transformed into semi-structured and structured applicable data, the database itself constitutes its own corpus.

**Appendix Figure 1: The development and the historical dependence of the corpus of sources for the prosopographical database**





Based on this corpus of sources and populated according to the above-mentioned categories, the semi-structured data that the database hereafter contained, has subsequently cleaned and transformed into thousands of structured applicable data points in *Microsoft Excel 2010*.<sup>19</sup> With these data points, it has been possible to create prosopographical statistics, such as tables and charts on academic and social data, and graphs on various developments, e.g. concerning the professors age, nationality and travels. For this statistics, the universities have not only been studied individually, but they are often also been combined into larger groups in order to see and be able to compare and analyse differences and similarities across geographical, political and cultural demarcations. How this grouping has been done, depends on the individual field of investigation, but in general groupings have been made along the following lines: Firstly, a combined grouping of the Nordic Universities (i.e. all six universities) in order to demonstrate the region's development; Secondly, two cultural groupings, i.e. the Scandinavian Universities (Copenhagen, Uppsala, Lund and Åbo) and the North-German Universities (Kiel and Greifswald); Thirdly, two political groupings; i.e. the Swedish Universities (Uppsala, Lund and Åbo) and the University in Copenhagen. In some cases, a geo-political division between the university in Uppsala, as the Swedish Kingdom's oldest and most esteemed university, and the two later founded universities in Lund and Åbo, has also been made.

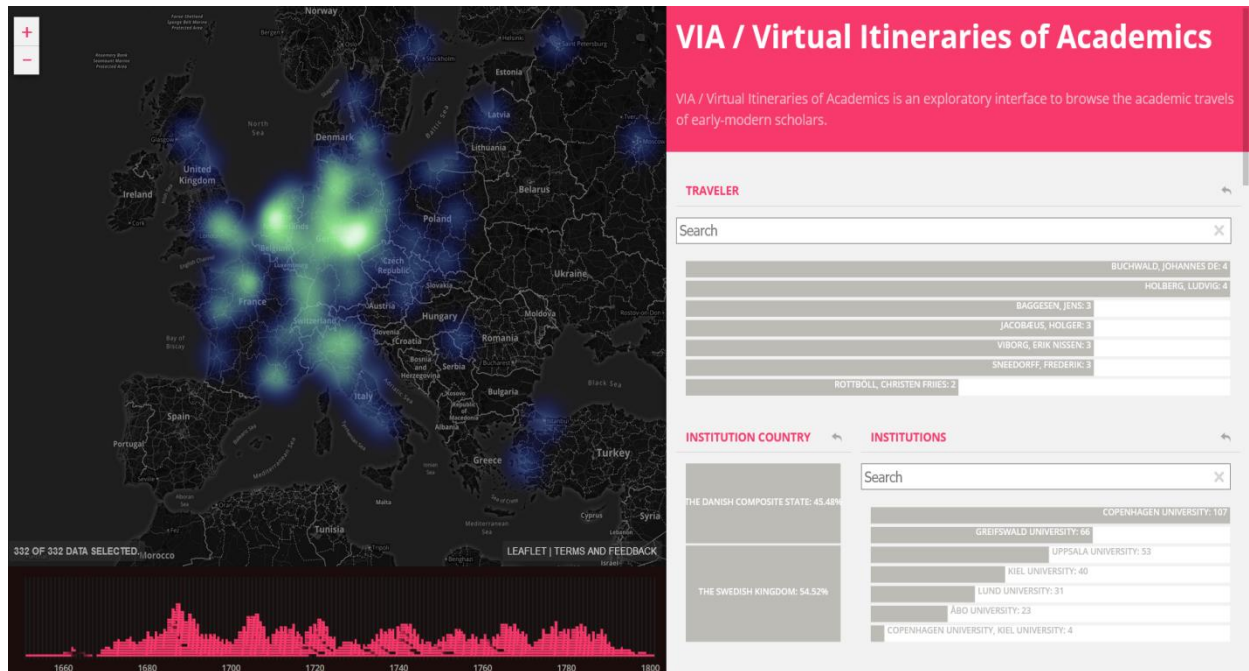
Since many of the data set also contain a geographical component, such as place of birth, place of institution and travel destinations, it has also been possible to create mass statistics through mapping and geographical visualisations. These maps and geographical visualisations have been made by using the Geographic Information System by ESRI, *ArcGIS 10.3*. In regards specifically to the data concerning academic travel, a digital explorative tool has also been created. In order to conduct faster and deeper data explorations of the Nordic academic travel practices, I have co-developed a digital visualisation tool named VIA (*Virtual Itineraries of Academics*), which makes explorative analysis of early modern travels possible.<sup>20</sup> Drawing on the cleaned travel data from the prosopographical database, VIA enables the user to explore the relationship between three parameters; geography, chronology and a variety of prosopographical attributes connected to early modern academic travellers. By using interactive maps with heating and proportional layers, and through possibilities of instantaneously adjustments of all data in all three parameters, the scholars are allowed easily to conduct both broad as well as very specific data exploration. Although the tool still needs to be polished, explorations of the prosopographical database's travel data have been made possible.

---

<sup>19</sup> As the creation of the prosopographical database in many ways also was a learning process, I would in hindsight recommend to do the cleaning and transformation of the data into applicable data as a part of the database reservoir.

<sup>20</sup> VIA is being developed in collaboration with the adjunct professor in Digital Design Marco Quaggiotto from Politecnico Milano and the doctoral student in History Joëlle Weis from Luxembourg University. This collaborative project began within and was only made possible due to the research framework *COST Action IS1310 Reassembling the Republic of Letters*.

Screenshot of VIA, with its geographical, chronological and prosopographical interface



In this regard, it is important to recall the still very relevant points regarding visualisations and digital tools made by Director of the Spatial History Project at Stanford, Richard White:

Visualisations and spatial history are not about producing illustrations or maps to communicate things that you have discovered by other means. It is a means of doing research; it generates questions that might otherwise go unasked, it reveals historical relations that might otherwise go unnoticed, and it undermines, or substantiates, stories upon which we build our own versions of the past.<sup>21</sup>

Creating, exploring and exploiting databases contain thus the possibility to see new things, to support old statements and to question believed facts. Moreover, as White also states, it is important to recognise that spatial projects are collaborative, they depend on digital history (computers) and they are open-ended, meaning that they are constantly being refined. It is with such inspiring views, that the work on this prosopographical database and its relating analyses and tools has been approached.

Prosopographical databases are also, as such, not a new phenomenon, and in the last decades, as the computer technology has increased, more prosopographical databases have also seen the light of day. That said, only few databases actually exist on university professors or other groups of scholars. Among the few existing examples are the *Catalogus Professorum Rostochiensium* at

<sup>21</sup> Richard White, "What is Spatial History?" in *Stanford University Spatial History Lab*, (2010) p. 1-6: quote p. 6.

Rostock University and the *Professorenkatalog* from Helmstedt University.<sup>22</sup> However, despite the usefulness of digitalising and making such databases public searchable, they contain rather limited structured data, as they ‘simply’ refer to other sources for detailed information; i.e. mainly the digitalised biographical encyclopedias. In many ways, this is understandable since organising detailed biographical information into structured data is a highly time-consuming task, which moreover requires the development of an applicable data model. However, if comparable and deeper analyses of European scholars, academics, professors and other learned men wished to be pursued, which indeed would deepen our understanding of our intellectual and learned history, a common European framework, i.e. a shared standardised, accessible and constantly maintained data model and data reservoir need to be developed.<sup>23</sup> Hence, this prosopographical database on eighteenth-century Nordic university professors can also be seen as an initial step towards a Scandinavian contribution to such a future European collective database.

---

<sup>22</sup> Rostock University, *Catalogus Professorum Rostochiensium*, 2006-, ed. Kersten Krüger, (Rostock, Rostock University [cited 10th August 2017]); accessible from <http://cpr.uni-rostock.de/>, and Helmstedt University, *Professorenkatalog*, ed. Ulrike Gleixner, (Helmstedt, Helmstedt University [cited 10th August 2017]); accessible from <http://uni-helmstedt.hab.de/?cPage=1&sPage=intro>.

<sup>23</sup> In the recent years, the initial first steps have been taken in forms of research networks, such as the COST Action IS1310 Reassembling the Republic Letters/Culture of Knowledge project in Oxford or the research collaboration (ex officio) Heloise – European Network on Digital Academic History, but much research and development are still needed. See Howard Hotson and Thomas Wallnig, *Reassembling the Republic of Letters* (COST Action IS1310, 2013 [cited 10th August 2017]); available from <http://www.republicofletters.net/>, and Peter Denley, Hilde De Ridder-Symoens, Willem Frijhoff, and et al., *Heloise - European Network on Digital Academic History* (2012 [cited 10th August 2017]); available from <http://heloisenetwork.eu/>.



---

**PROSOPOGRAPHICAL STATISTICS – SOCIAL DATA**


---

**PROFESSORIAL CHILDHOOD HOMES: SOCIO-ECONOMIC STRATA  
(TABLE 1)**


---

The first division deals with the professors' socio-economic origin i.e. which social stratum the professors grew up in. The professors have been classified into six categories that are based on the profession their fathers as well as the social position that they had in society. For this purpose, I have taken the royal Danish ranking order, which contained nine ranks, and the royal Swedish ranking order, which contained forty ranks, and compressed them into three categories – 'High', 'Higher' and 'Highest' – to create a political and social differentiation.<sup>24</sup> The category 'highest' must, without doubt, be regarded as the political elite, whereas the other two categories still belonged to the lesser political and social elites. The category below is called 'middle' and signifies the burgher class; that is, the social strata that not only possessed economic independence but also had a socially appreciative status in the local communities such as, vicars, physicians, and teachers and to some extent also merchants. The category 'lower' constitutes the other and lower part of the 'middle class' and signifies those, who possessed partial or full economic independence but did not share the same social status and societal appreciation that the upper part did – often parish clerks, artisans, police and customs officers. The last category 'lowest' signifies the members of the social strata that neither possessed any particular economic independence nor social appreciation – such as, peasants, fishermen and other labourers.

The tables are furthermore divided according to faculties and according to a chronological division. Of all the 592 professors, we have a high level of known data on the fathers' professions with a percentage of 74.8 % (leaving only 149 professors unknown), thus keeping a high representative value.

**Classification: Socio-economic Strata**

Category	Examples of professions	Socio-economic strata
Highest	Privy and Royal Councillors, Archbishops, Bishops, <i>Konferens</i> Councillors.	Ranking Class
Higher	Governors, University <i>Rectors</i> , Professors, Majors, Chamber Councillors.	
High	<i>Justits</i> Councillors, Various Councillors,	
Middle	Vicars, Deans, Physicians, Teachers, Bailiffs, Merchants	Middle class
Low	Parish clerks, Artisans, Police Officers, Customs Officers, Traders.	Lower Classes
Lowest	Peasants, Fishermen, Labourers	

---

<sup>24</sup> *Königlicher Dänischer Hof- und Staats-Calender* (1734-1800), Friedrich Wilhelm Sack, *Sammandrag af Kongl. Bref och resolutioner angående Rang* (Stockholm: 1754).

**Table 1.1 - Nordic Universities: Socio-economic strata according to the Fathers' profession, subdivided by faculty**

Discipline	Total # of Professors	Known Data	Lowest	Low	Middle	High	Higher	Highest	Lower classes	Middleclass	Ranking class
Theology (#)	169	138	7	11	78	14	19	9	18	78	42
Law (#)	89	55	2	6	30	8	7	2	8	30	17
Medicine (#)	87	61	0	8	34	14	4	1	8	34	19
Philosophy (#)	356	277	13	19	165	46	22	11	32	165	79
All discipline	592	443	18	38	252	72	42	20	56	252	134
Theology (%)	100	81.7	5.1	8.0	56.5	10.1	13.8	6.5	13.0	56.5	30.4
Law (%)	100	61.8	3.6	10.9	54.5	14.5	12.7	3.6	14.5	54.5	30.9
Medicine (%)	100	70.1	0.0	13.1	55.7	23.0	6.6	1.6	13.1	55.7	31.1
Philosophy (%)	100	77.8	4.7	6.9	59.6	16.6	7.9	4.0	11.6	59.6	28.5
All discipline (%)	100	74.8	4.1	8.6	56.9	16.3	9.5	4.5	12.6	56.9	30.2

**Table 1.2 - Swedish Universities: Socio-economic strata according to the Fathers' profession, subdivided by faculty**

Discipline	Total # of Professors	Known Data	Lowest	Low	Middle	High	Higher	Highest	Lower classes	Middleclass	Ranking class
Theology (#)	90	86	7	3	56	10	2	8	10	56	20
Law (#)	25	22	2	0	16	2	2	0	2	16	4
Medicine (#)	27	27	0	3	16	6	1	1	3	16	8
Philosophy (#)	186	176	10	11	112	30	4	9	21	112	43
All discipline	265	250	15	16	156	41	7	15	31	156	63
Theology (%)	100.0	95.6	8.1	3.5	65.1	11.6	2.3	9.3	11.6	65.1	23.3
Law (%)	100.0	88.0	9.1	0.0	72.7	9.1	9.1	0.0	9.1	72.7	18.2
Medicine (%)	100.0	100.0	0.0	11.1	59.3	22.2	3.7	3.7	11.1	59.3	29.6
Philosophy (%)	100.0	94.6	5.7	6.3	63.6	17.0	2.3	5.1	11.9	63.6	24.4
All discipline (%)	100.0	94.3	6.0	6.4	62.4	16.4	2.8	6.0	12.4	62.4	25.2

**Table 1.3 - Copenhagen University: Socio-economic strata according to the Fathers' profession, subdivided by faculty**

Discipline	Total # of Professors	Known Data	Lowest	Low	Middle	High	Higher	Highest	Lower classes	Middleclass	Ranking class
Theology (#)	34	32	0	6	10	1	14	1	6	10	16
Law (#)	17	17	0	3	6	2	4	2	3	6	8
Medicine (#)	25	23	0	4	12	4	3	0	4	12	7
Philosophy (#)	77	72	3	5	39	9	13	2	8	39	24
All discipline	131	123	3	15	58	13	28	5	18	58	46

Theology (%)	100.0	94.1	0.0	18.8	31.3	3.1	43.8	3.1	18.8	31.3	50.0
Law (%)	100.0	100.0	0.0	17.6	35.3	11.8	23.5	11.8	17.6	35.3	47.1
Medicine (%)	100.0	92.0	0.0	17.4	52.2	17.4	13.0	0.0	17.4	52.2	30.4
Philosophy (%)	100.0	93.5	4.2	6.9	54.2	12.5	18.1	2.8	11.1	54.2	33.3
All discipline (%)	100.0	93.9	2.4	12.2	47.2	10.6	22.8	4.1	14.6	47.2	37.4

**Table 1.4 - North German Universities: Socio-economic strata according to the Fathers' profession, subdivided by faculty**

Discipline	Total # of Professors	Known Data	Lowest	Low	Middle	High	Higher	Highest	Lower classes	Middleclass	Ranking class
Theology (#)	45	20	0	2	12	3	3	0	2	12	6
Law (#)	47	16	0	3	8	4	1	0	3	8	5
Medicine (#)	35	11	0	1	6	4	0	0	1	6	4
Philosophy (#)	93	29	0	3	14	7	5	0	3	14	12
All discipline	196	70	0	7	38	18	7	0	7	38	25
Theology (%)	100.0	44.4	0.0	10.0	60.0	15.0	15.0	0.0	10.0	60.0	30.0
Law (%)	100.0	34.0	0.0	18.8	50.0	25.0	6.3	0.0	18.8	50.0	31.3
Medicine (%)	100.0	31.4	0.0	9.1	54.5	36.4	0.0	0.0	9.1	54.5	36.4
Philosophy (%)	100.0	31.2	0.0	10.3	48.3	24.1	17.2	0.0	10.3	48.3	41.4
All discipline (%)	100.0	35.7	0.0	10.0	54.3	25.7	10.0	0.0	10.0	54.3	35.7

**Table 1.5 - Uppsala University: Socio-economic strata according to the Fathers' profession, subdivided by faculty**

Discipline	Total # of Professors	Known Data	Lowest	Low	Middle	High	Higher	Highest	Lower classes	Middleclass	Ranking class
Theology (#)	15	12	1	0	9	1	1	0	1	9	2
Law (#)	10	10	0	0	6	2	1	1	0	6	4
Medicine (#)	82	74	5	4	45	15	2	3	9	45	20
Philosophy (#)	31	28	5	1	16	3	1	2	6	16	6
All discipline	117	105	9	5	62	19	4	6	14	62	29
Theology (%)	100.0	80.0	8.3	0.0	75.0	8.3	8.3	0.0	8.3	75.0	16.7
Law (%)	100.0	100.0	0.0	0.0	60.0	20.0	10.0	10.0	0.0	60.0	40.0
Medicine (%)	100.0	90.2	6.8	5.4	60.8	20.3	2.7	4.1	12.2	60.8	27.0
Philosophy (%)	100.0	90.3	17.9	3.6	57.1	10.7	3.6	7.1	21.4	57.1	21.4
All discipline (%)	100.0	89.7	8.6	4.8	59.0	18.1	3.8	5.7	13.3	59.0	27.6

**Table 1.6 - Nordic Universities: Socio-economic strata according to the Fathers' profession, subdivided by period**

Period	Total # of Professors	Known Data	Lowest	Low	Middle	High	Higher	Highest	Lower classes	Middleclass	Ranking class
1650-1690 (#)	186	144	8	12	82	21	9	12	20	82	42
1691-1720 (#)	140	113	4	4	73	19	9	4	8	73	32
1721-1750 (#)	158	117	5	12	63	21	14	1	17	63	36
1751-1780 (#)	79	54	1	8	27	6	9	3	9	27	18
Total 1650-1780 (#)	592	443	18	38	252	72	42	20	56	252	134
1650-1690 (%)	100.0	77.4	5.6	8.3	56.9	14.6	6.3	8.3	13.9	56.9	29.2
1691-1720 (%)	100.0	80.7	3.5	3.5	64.6	16.8	8.0	3.5	7.1	64.6	28.3
1721-1750 (%)	100.0	74.1	4.3	10.3	53.8	17.9	12.0	0.9	14.5	53.8	30.8
1751-1780 (%)	100.0	68.4	1.9	14.8	50.0	11.1	16.7	5.6	16.7	50.0	33.3
Total 1650-1780 (%)	100.0	74.8	4.1	8.6	56.9	16.3	9.5	4.5	12.6	56.9	30.2

**Table 1.7 - Swedish Universities: Socio-economic strata according to the Fathers' profession, subdivided by period**

Period	Total # of Professors	Known Data	Lowest	Low	Middle	High	Higher	Highest	Lower classes	Middleclass	Ranking class
1650-1690 (#)	94	92	8	5	57	10	2	10	13	57	22
1691-1720 (#)	73	72	3	4	47	12	4	2	7	47	18
1721-1750 (#)	64	58	3	4	38	11	1	1	7	38	13
1751-1780 (#)	23	21	1	3	11	4	0	2	4	11	6
Total 1650-1780 (#)	265	250	15	16	156	41	7	15	31	156	63
1650-1690 (%)	100.0	97.9	8.7	5.4	62.0	10.9	2.2	10.9	14.1	62.0	23.9
1691-1720 (%)	100.0	98.6	4.2	5.6	65.3	16.7	5.6	2.8	9.7	65.3	25.0
1721-1750 (%)	100.0	90.6	5.2	6.9	65.5	19.0	1.7	1.7	12.1	65.5	22.4
1751-1780 (%)	100.0	91.3	4.8	14.3	52.4	19.0	0.0	9.5	19.0	52.4	28.6
Total 1650-1780 (%)	100.0	94.3	6.0	6.4	62.4	16.4	2.8	6.0	12.4	62.4	25.2

**Table 1.8 - Copenhagen Universities: Socio-economic strata according to the Fathers' profession, subdivided by period**

Period	Total # of Professors	Known Data	Lowest	Low	Middle	High	Higher	Highest	Lower classes	Middleclass	Ranking class
1650-1690 (#)	37	34	0	6	15	6	5	2	6	15	13
1691-1720 (#)	29	27	1	0	18	2	4	2	1	18	8
1721-1750 (#)	41	39	2	5	16	5	10	0	7	16	15
1751-1780 (#)	22	21	0	4	8	0	8	1	4	8	9
Total 1650-1780 (#)	131	123	3	15	58	13	28	5	18	58	46



1650-1690 (%)	100.0	91.9	0.0	17.6	44.1	17.6	14.7	5.9	17.6	44.1	38.2
1691-1720 (%)	100.0	93.1	3.7	0.0	66.7	7.4	14.8	7.4	3.7	66.7	29.6
1721-1750 (%)	100.0	95.1	5.1	12.8	41.0	12.8	25.6	0.0	17.9	41.0	38.5
1751-1780 (%)	100.0	95.5	0.0	19.0	38.1	0.0	38.1	4.8	19.0	38.1	42.9
Total 1650-1780 (%)	100.0	93.9	2.4	12.2	47.2	10.6	22.8	4.1	14.6	47.2	37.4

**Table 1.9 - North German Universities: Socio-economic strata according to the Fathers' profession, subdivided by period**

Period	Total # of Professors	Known Data	Lowest	Low	Middle	High	Higher	Highest	Lower classes	Middleclass	Ranking class
1650-1690 (#)	55	18	0	1	10	5	2	0	1	10	7
1691-1720 (#)	38	14	0	0	8	5	1	0	0	8	6
1721-1750 (#)	53	20	0	3	9	5	3	0	3	9	8
1751-1780 (#)	34	12	0	1	8	2	1	0	1	8	3
Total 1650-1780 (#)	196	70	0	7	38	18	7	0	7	38	25
1650-1690 (%)	100.0	18.0	0.0	5.6	55.6	27.8	11.1	0.0	5.6	55.6	38.9
1691-1720 (%)	100.0	14.0	0.0	0.0	57.1	35.7	7.1	0.0	0.0	57.1	42.9
1721-1750 (%)	100.0	20.0	0.0	15.0	45.0	25.0	15.0	0.0	15.0	45.0	40.0
1751-1780 (%)	100.0	12.0	0.0	8.3	66.7	16.7	8.3	0.0	8.3	66.7	25.0
Total 1650-1780 (%)	100.0	70.0	0.0	10.0	54.3	25.7	10.0	0.0	10.0	54.3	35.7

**Table 1.10 - Uppsala University: Socio-economic strata according to the Fathers' profession, subdivided by period**

Period	Total # of Professors	Known Data	Lowest	Low	Middle	High	Higher	Highest	Lower classes	Middleclass	Ranking class
1650-1690 (#)	38	36	4	3	19	5	1	4	7	19	10
1691-1720 (#)	33	32	3	1	20	5	2	1	4	20	8
1721-1750 (#)	33	27	2	1	17	5	1	1	3	17	7
1751-1780 (#)	9	8	0	0	6	2	0	0	0	6	2
Total 1650-1780 (#)	117	105	9	5	62	19	4	6	14	62	29
1650-1690 (%)	100.0	94.7	11.1	8.3	52.8	13.9	2.8	11.1	19.4	52.8	27.8
1691-1720 (%)	100.0	97.0	9.4	3.1	62.5	15.6	6.3	3.1	12.5	62.5	25.0
1721-1750 (%)	100.0	81.8	7.4	3.7	63.0	18.5	3.7	3.7	11.1	63.0	25.9
1751-1780 (%)	100.0	88.9	0.0	0.0	75.0	25.0	0.0	0.0	0.0	75.0	25.0
Total 1650-1780 (%)	100.0	89.7	8.6	4.8	59.0	18.1	3.8	5.7	13.3	59.0	27.6

## PROFESSORIAL CHILDHOOD HOMES: ACADEMIC STRATA (TABLE 2)

This division deals with the academic strata of the professors' childhood homes. Still based on the profession of the professors' fathers, the data has been categorised according to academic and literary parameters. University educated fathers have been divided into four categories that resemble the university faculties: i.e. 'ecclesiastical', 'medicine', 'philosophy' and finally 'civil servants'. These professions also resemble the so-called 'insiders'; that is those who possessed academic knowledge and education. This part of the table is furthermore supplied with two additional and compiled categories: i.e. 'Professors/Bishops', which indicates the proportion of professors who were sons of the scholarly elite, and 'Academic, total', that is a compilation of all four 'insider' categories. The table also consists of the category 'Lower officials' which includes lower ranking clergymen and officials, who only possessed a moderate education and a literary culture – e.g. parish clerks, scribes, and lower-ranking teachers. The remaining categories have not been characterised according to an actual academic or literary culture and are therefore divided according to their profession: i.e. 'Military/Police', 'Merchants' and Artisans' plus the category 'Other'.

The tables are furthermore divided according to faculties and according to a chronological division. The level of known data in these categories is still high (74.8 %, 443/592) with a slightly lower percentage among the Professors of law.

### *Classification: Academic Strata*

Category	Examples of professions	Academic Strata
Ecclesial	Archbishops, Bishops, Superintendents, Deans, Vicars, Missionaries, <i>Divinitatis Doctor</i> , Professors of Theology (Faculty).	'Insiders'
Philosophy	<i>Gymnasiums Rectors</i> , Latin school principals, <i>Hofmeister</i> s, <i>Philosophiea Magister</i> , Professors of Philosophy (Faculty).	
Medicine	Physicians, Pharmacists, Surgeons, <i>Medicinae Doctor</i> Professors of Medicine (Faculty).	
Civil Servants	Councillors (of any kind), Governors, Mayors, <i>Iustitarius</i> , <i>Juris Doctor</i> , Professor of Law (Faculty)	
Lower civil servants	Parish clerks, Scribes (of any kind), Bailiffs.	'Outsiders'
Military/Police	Police officers, Custom Officers, Military and Navy Officers <sup>25</sup> .	
Merchants	Merchants, Traders.	
Artisans	Artisans, Craftsmen, Shoemakers, Gloves makers.	
Other	Peasants, Copyholders, Fishers, Miners, Smallholders, Bell ringers, Grooms, Ostlers.	

<sup>25</sup> Military and navy officers did, naturally, possess an education, often at the military or navy academies, but are here categories under military as these professions were outside the universities.

Table 2.1 - Nordic Universities: Academic strata according to the fathers' profession, subdivided by faculty

Discipline	Total # of Professors	Known Data	Lower Civil Servants	Military / Police	Merchants	Artisans	Other	Insiders (University Educated)				Insiders Total	
								Ecclesial	Philosophy	Medicine	Civil Servants	Academic Total	Hereof Professors and Bishops
Theology (#)	169	138	10	8	7	2	8	69	13	5	16	103	30
Law (#)	89	55	1	3	3	3	3	22	7	2	11	42	9
Medicine (#)	87	61	6	1	4	3	0	18	7	12	10	47	12
Philosophy (#)	356	277	14	16	17	5	14	132	24	11	42	209	44
All discipline	592	443	25	21	29	11	21	192	48	28	66	334	83
Theology (%)	100.0	81.7	7.2	5.8	5.1	1.4	5.8	50.0	9.4	3.6	11.6	74.6	21.7
Law (%)	100.0	61.8	1.8	5.5	5.5	5.5	5.5	40.0	12.7	3.6	20.0	76.4	16.4
Medicine (%)	100.0	70.1	9.8	1.6	6.6	4.9	0.0	29.5	11.5	19.7	16.4	77.0	19.7
Philosophy (%)	100.0	77.8	5.1	5.8	6.1	1.8	5.1	47.7	8.7	4.0	15.2	75.5	15.9
All discipline (%)	100.0	74.8	5.6	4.7	6.5	2.5	4.7	43.3	10.8	6.3	14.9	75.4	18.7

Table 2.2 - Swedish Universities: Academic strata according to the fathers' profession, subdivided by faculty

Discipline	Total # of Professors	Known Data	Lower Civil Servants	Military / Police	Merchants	Artisans	Other	Insiders (University Educated)				Insiders Total	
								Ecclesial	Philosophy	Medicine	Civil Servants (Law)	Academic Total	Hereof Professors and Bishops
Theology (#)	90	86	3	7	3	0	7	51	4	0	11	66	13
Law (#)	25	22	0	0	2	1	2	10	2	0	5	17	2
Medicine (#)	27	27	2	0	2	1	0	14	2	4	2	22	5
Philosophy (#)	186	176	10	10	10	1	11	90	17	2	24	133	27
All discipline	265	250	12	13	16	3	16	126	23	6	34	189	40
Theology (%)	100.0	95.6	3.5	8.1	3.5	0.0	8.1	59.3	4.7	0.0	12.8	76.7	15.1
Law (%)	100.0	88.0	0.0	0.0	9.1	4.5	9.1	45.5	9.1	0.0	22.7	77.3	9.1
Medicine (%)	100.0	100.0	7.4	0.0	7.4	3.7	0.0	51.9	7.4	14.8	7.4	81.5	18.5
Philosophy (%)	100.0	94.6	5.7	5.7	5.7	0.6	6.3	51.1	9.7	1.1	13.6	75.6	15.3
All discipline (%)	100.0	94.3	4.8	5.2	6.4	1.2	6.4	50.4	9.2	2.4	13.6	75.6	16.0

Table 2.3 - Copenhagen University: Academic strata according to the fathers' profession, subdivided by faculty

Discipline	Total # of Professors	Known Data	Lower Civil Servants	Military / Police	Merchants	Artisans	Other	Insiders (University Educated)				Insiders Total	
								Ecclesial	Philosophy	Medicine	Civil Servants (Law)	Academic Total	Hereof Professors and Bishops
Theology (#)	34	32	5	1	2	1	0	11	7	2	3	23	13
Law (#)	17	17	1	3	0	0	1	8	3	0	1	12	4
Medicine (#)	25	23	4	1	1	1	0	3	3	4	6	16	3
Philosophy (#)	77	72	4	6	5	0	3	30	6	5	12	53	10
All discipline	131	123	11	8	7	2	4	45	18	10	17	90	27

Theology (%)	100.0	94.1	15.6	3.1	6.3	3.1	0.0	34.4	21.9	6.3	9.4	71.9	40.6
Law (%)	100.0	100.0	5.9	17.6	0.0	0.0	5.9	47.1	17.6	0.0	5.9	70.6	23.5
Medicine (%)	100.0	92.0	17.4	4.3	4.3	4.3	0.0	13.0	13.0	17.4	26.1	69.6	13.0
Philosophy (%)	100.0	93.5	5.6	8.3	6.9	0.0	4.2	41.7	8.3	6.9	16.7	73.6	13.9
All discipline (%)	100.0	93.9	8.9	6.5	5.7	1.6	3.3	36.6	14.6	8.1	13.8	73.2	22.0

Table 2.4 - North German Universities: Academic strata according to the fathers' profession, subdivided by faculty

Discipline	Total # of Professors	Known Data	Lower Civil Servants	Military /Police	Merchants	Artisans	Other	Insiders (University Educated)				Insiders Total	
								Ecclesial	Philosophy	Medicine	Civil Servants (Law)	Academic Total	Hereof Professors and Bishops
Theology (#)	45	20	2	0	2	1	1	7	2	3	2	14	4
Law (#)	47	16	0	0	1	2	0	4	2	2	5	13	3
Medicine (#)	35	11	0	0	1	1	0	1	2	4	2	9	4
Philosophy (#)	93	29	0	0	2	4	0	12	1	4	6	23	7
All discipline	196	70	2	0	6	6	1	21	7	12	15	55	16
Theology (%)	100.0	44.4	10.0	0.0	10.0	5.0	5.0	35.0	10.0	15.0	10.0	70.0	20.0
Law (%)	100.0	34.0	0.0	0.0	6.3	12.5	0.0	25.0	12.5	12.5	31.3	81.3	18.8
Medicine (%)	100.0	31.4	0.0	0.0	9.1	9.1	0.0	9.1	18.2	36.4	18.2	81.8	36.4
Philosophy (%)	100.0	31.2	0.0	0.0	6.9	13.8	0.0	41.4	3.4	13.8	20.7	79.3	24.1
All discipline (%)	100.0	35.7	2.9	0.0	8.6	8.6	1.4	30.0	10.0	17.1	21.4	78.6	22.9

Table 2.5 - Nordic Universities: Academic strata according to the fathers' profession, subdivided by period

Period	Total # of Professors	Known Data	Lower Civil Servants	Military /Police	Merchants	Artisans	Other	Insiders (University Educated)				Insiders Total	
								Ecclesial	Philosophy	Medicine	Civil Servants (Law)	Academic Total	Hereof Professors and Bishops
1650-1690 (#)	186	144	7	7	8	3	9	54	16	9	27	106	28
1691-1720 (#)	140	113	2	6	10	2	4	55	12	8	14	89	19
1721-1750 (#)	158	117	8	7	7	4	6	53	8	4	19	84	19
1751-1780 (#)	79	54	7	1	3	1	2	24	7	4	5	40	13
Total 1650-1780 (#)	592	443	25	21	29	11	21	192	48	28	66	334	83
1650-1690 (%)	100.0	77.4	4.9	4.9	5.6	2.1	6.3	37.5	11.1	6.3	18.8	73.6	19.4
1691-1720 (%)	100.0	80.7	1.8	5.3	8.8	1.8	3.5	48.7	10.6	7.1	12.4	78.8	16.8
1721-1750 (%)	100.0	74.1	6.8	6.0	6.0	3.4	5.1	45.3	6.8	3.4	16.2	71.8	16.2
1751-1780 (%)	100.0	68.4	13.0	1.9	5.6	1.9	3.7	44.4	13.0	7.4	9.3	74.1	24.1
Total 1650-1780 (%)	100.0	74.8	5.6	4.7	6.5	2.5	4.7	43.3	10.8	6.3	14.9	75.4	18.7

Table 2.6 - Swedish Universities: Academic strata according to the fathers' profession, subdivided by period

Period	Total # of Professors	Known Data	Lower Civil Servants	Military/Police	Merchants	Artisans	Other	Insiders (University Educated)				Insiders Total	
								Ecclesial	Philosophy	Medicine	Civil Servants (Law)	Academic Total	Hereof Professors and Bishops
1650-1690 (#)	94	92	2	5	6	1	8	42	5	2	17	66	16
1691-1720 (#)	73	72	2	5	5	1	3	40	8	1	7	56	10
1721-1750 (#)	64	58	5	3	4	1	4	28	5	0	8	41	8
1751-1780 (#)	23	21	3	0	1	0	1	12	2	1	1	16	4
Total 1650-1780 (#)	265	250	12	13	16	3	16	126	23	6	34	189	40
1650-1690 (%)	100.0	97.9	2.2	5.4	6.5	1.1	8.7	45.7	5.4	2.2	18.5	71.7	17.4
1691-1720 (%)	100.0	98.6	2.8	6.9	6.9	1.4	4.2	55.6	11.1	1.4	9.7	77.8	13.9
1721-1750 (%)	100.0	90.6	8.6	5.2	6.9	1.7	6.9	48.3	8.6	0.0	13.8	70.7	13.8
1751-1780 (%)	100.0	91.3	14.3	0.0	4.8	0.0	4.8	57.1	9.5	4.8	4.8	76.2	19.0
Total 1650-1780 (%)	100.0	94.3	4.8	5.2	6.4	1.2	6.4	50.4	9.2	2.4	13.6	75.6	16.0

Table 2.7 - Copenhagen University: Academic strata according to the fathers' profession, subdivided by period

Period	Total # of Professors	Known Data	Lower Civil Servants	Military/Police	Merchants	Artisans	Other	Insiders (University Educated)				Insiders Total	
								Ecclesial	Philosophy	Medicine	Civil Servants (Law)	Academic Total	Hereof Professors and Bishops
1650-1690 (#)	37	34	5	2	0	1	1	8	6	5	6	25	7
1691-1720 (#)	29	27	0	1	4	0	1	11	3	3	4	21	4
1721-1750 (#)	41	39	3	4	1	0	2	18	3	1	6	28	7
1751-1780 (#)	22	21	3	1	2	1	0	7	5	1	1	14	8
Total 1650-1780 (#)	131	123	11	8	7	2	4	45	18	10	17	90	27
1650-1690 (%)	100.0	91.9	14.7	5.9	0.0	2.9	2.9	23.5	17.6	14.7	17.6	73.5	20.6
1691-1720 (%)	100.0	93.1	0.0	3.7	14.8	0.0	3.7	40.7	11.1	11.1	14.8	77.8	14.8
1721-1750 (%)	100.0	95.1	7.7	10.3	2.6	0.0	5.1	46.2	7.7	2.6	15.4	71.8	17.9
1751-1780 (%)	100.0	95.5	14.3	4.8	9.5	4.8	0.0	33.3	23.8	4.8	4.8	66.7	38.1
Total 1650-1780 (%)	100.0	93.9	8.9	6.5	5.7	1.6	3.3	36.6	14.6	8.1	13.8	73.2	22.0

Table 2.8 - North German Universities: Academic strata according to the fathers' profession, subdivided by period

Period	Total # of Professors	Known Data	Lower Civil Servants	Military/Police	Merchants	Artisans	Other	Insiders (University Educated)				Insiders Total	
								Ecclesial	Philosophy	Medicine	Civil Servants (Law)	Academic Total	Hereof Professors and Bishops
1650-1690 (#)	55	18	0	0	2	1	0	4	5	2	4	15	5
1691-1720 (#)	38	14	0	0	1	1	0	4	1	4	3	12	5
1721-1750 (#)	53	20	0	0	2	3	0	7	0	3	5	15	4
1751-1780 (#)	34	12	1	0	0	0	1	5	0	2	3	10	1
Total 1650-1780 (#)	196	70	2	0	6	6	1	21	7	12	15	55	16

*Prosopographical statistics – Social data*

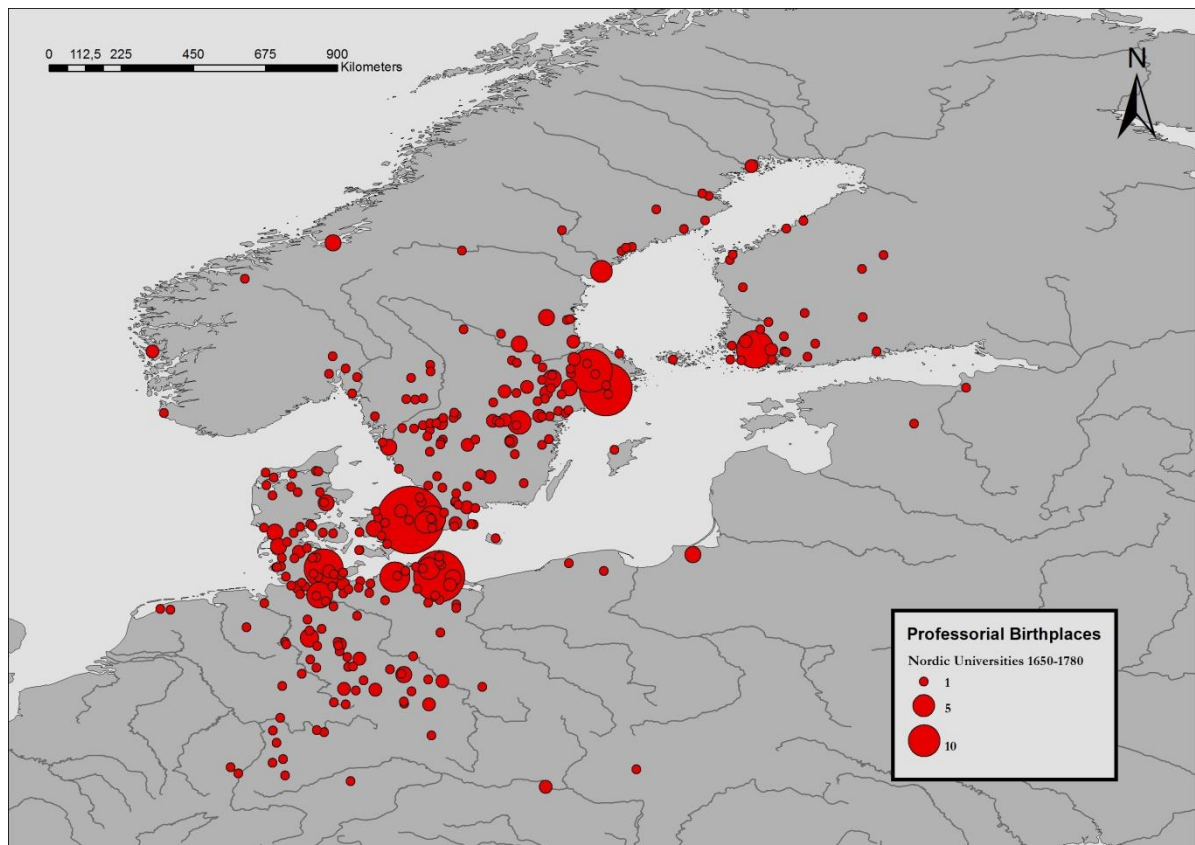
<b>1650-1690 (%)</b>	100.0	18.0	0.0	0.0	11.1	5.6	0.0	22.2	27.8	11.1	22.2	83.3	27.8
<b>1691-1720 (%)</b>	100.0	14.0	0.0	0.0	7.1	7.1	0.0	28.6	7.1	28.6	21.4	85.7	35.7
<b>1721-1750 (%)</b>	100.0	20.0	0.0	0.0	10.0	15.0	0.0	35.0	0.0	15.0	25.0	75.0	20.0
<b>1751-1780 (%)</b>	100.0	12.0	8.3	0.0	0.0	0.0	8.3	41.7	0.0	16.7	25.0	83.3	8.3
<b>Total 1650-1780 (%)</b>	100.0	70.0	2.9	0.0	8.6	8.6	1.4	30.0	10.0	17.1	21.4	78.6	22.9

## PROFESSORIAL CHILDHOOD HOMES: VISUALISATION (MAP 1)

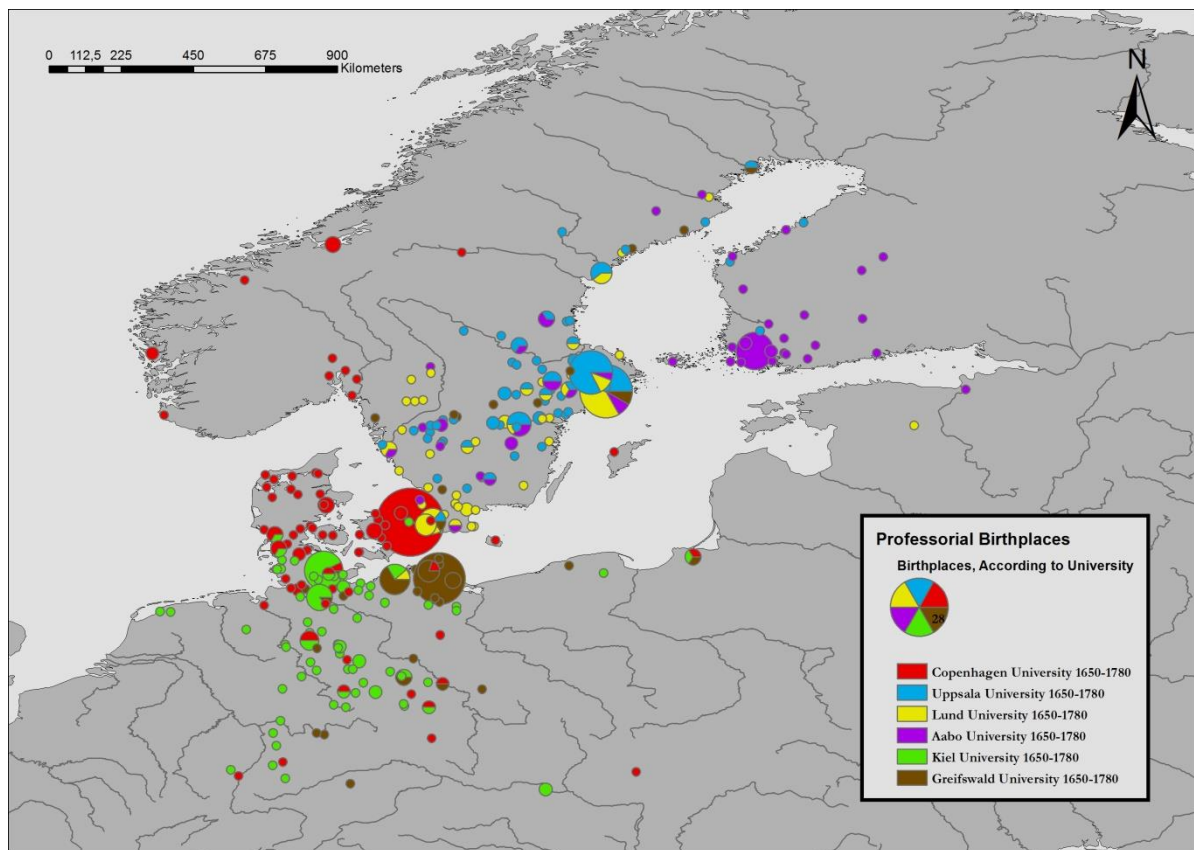
The following geographical representations of the professorial childhood homes are based on the professors' birthplaces. Each of these geographically located places is linked to various dataset, making it possible to create the following maps:

Geographical representation	Data divided according to:
Birthplaces of Nordic University Professors	No division
Birthplaces of Nordic University Professors	University affiliation
Birthplaces of Nordic University Professors	Faculty affiliation
Birthplaces of Nordic University Professors	Socio-economic strata
Birthplaces of Nordic University Professors	Academic strata
Birthplaces of Nordic University Professors	Insider/Outsider division

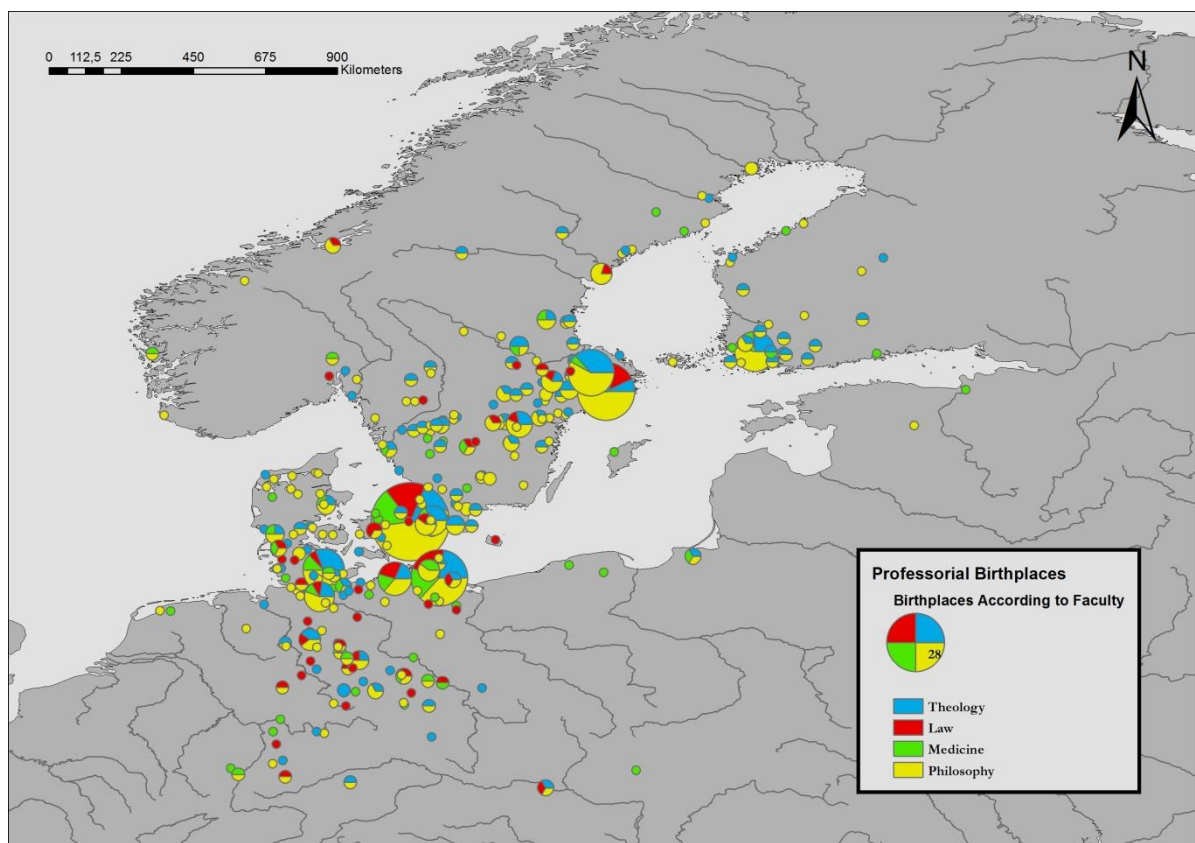
**Appendix Map 1.1: Professorial Childhood Homes – Birthplaces of Nordic professors, 1650-1780**



**Appendix Map 1.2: Professorial Childhood Homes – Birthplaces according to university, 1650-1780**

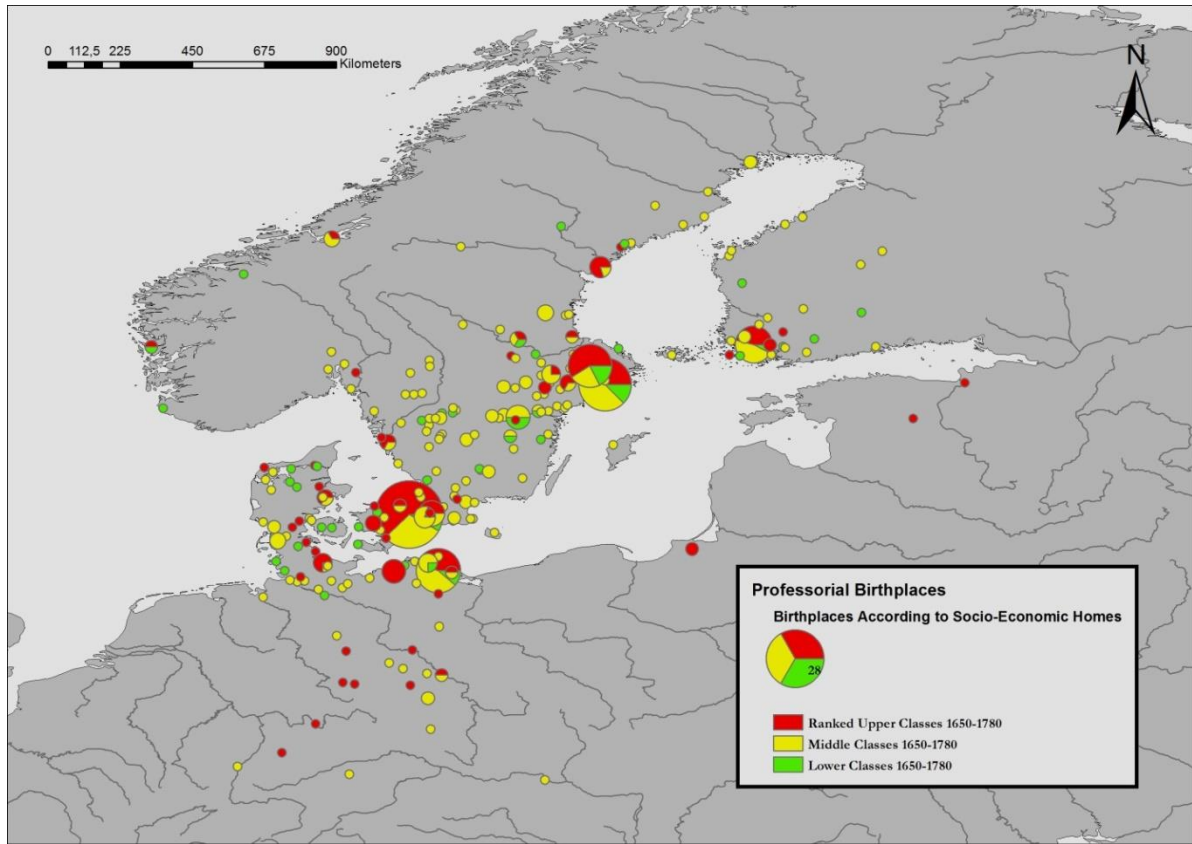


**Appendix Map 1.3: Professorial Childhood Homes – Birthplaces according to faculty, 1650-1780**

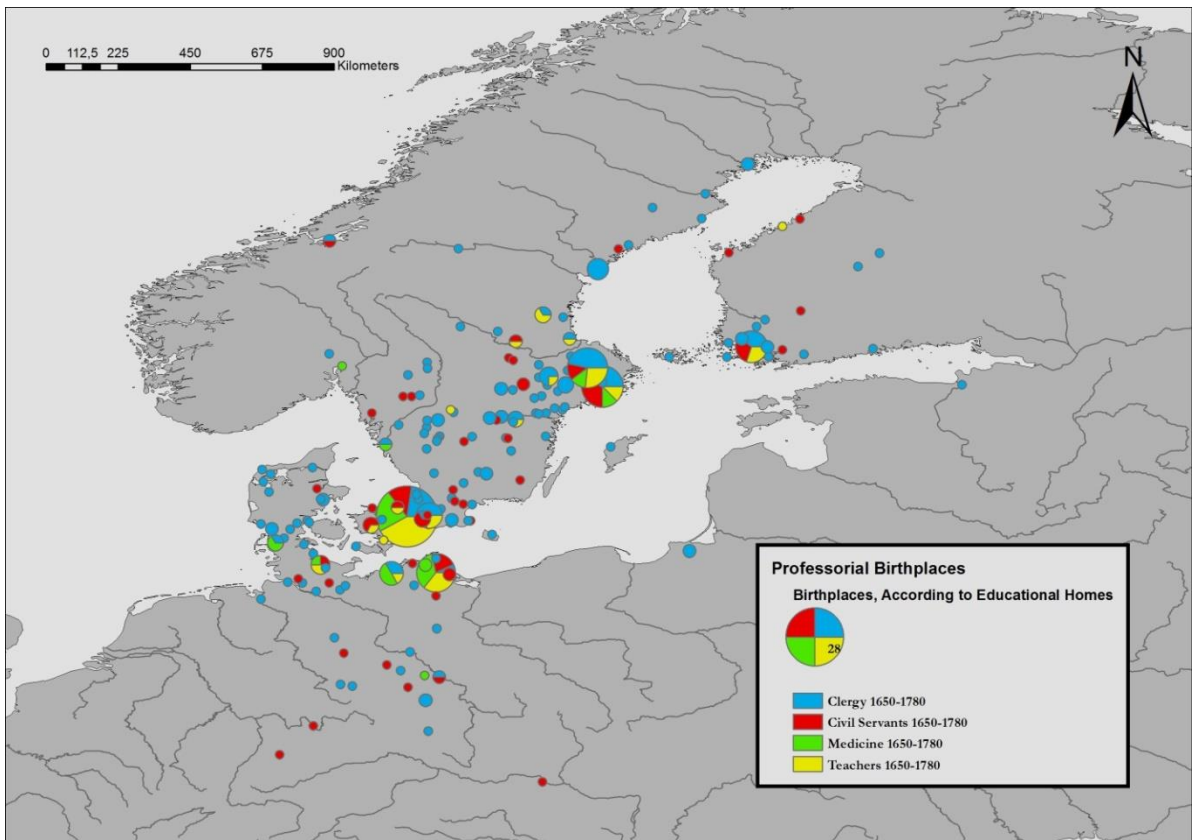




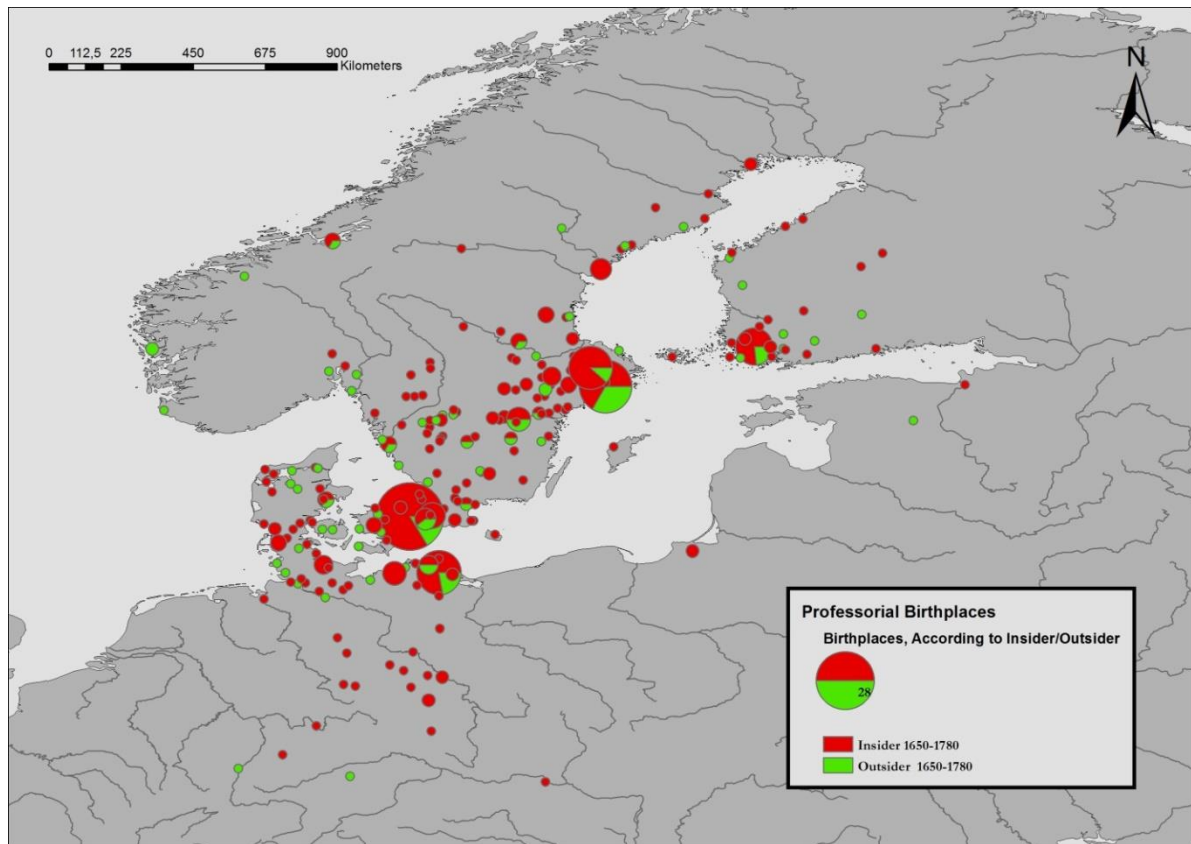
**Appendix Map 1.4: Professorial childhood homes – Birthplaces according to socio-economic strata, 1650-1780**



**Appendix Map 1.5: Professorial childhood homes – Birthplaces according to academic strata, 1650-1780**



**Appendix Map 1.6: Professorial childhood homes – Birthplaces according to Insider/Outsider, 1650-1780**



### SOCIAL MOBILITY (TABLE 3)

These tables deal with social mobility of the Nordic professors. Based on the data regarding socio-economic strata (table 1), the tables are subdivided in the six classes of origin. To each of these subdivisions is the number of professors shown, who climbed higher up the early modern Nordic social ladder. It should be noted, that professorship is categorised as within ranking class five, according to the Royal Danish Ranking Order. Besides ranking class five, the tables also contain the four higher classes, in order to show how high some professors rose in the social ranking.

#### Classification: Ranking classes

Ranking Class	Examples of professions and titles
Ranking Class 1	Privy and Royal Councillors
Ranking Class 2	Archbishops, <i>Konferens</i> Councillors, Chancellery Councillors, Commanders of the North Star, Knights of <i>Dannebrog</i>
Ranking Class 3	Bishops, <i>Etats</i> Councillors, Knights of Wasa Order,
Ranking Class 4	Actual <i>Justits</i> Councillors, Barons, Colonel Lieutenant
Ranking Class 5	Professors

Table 3.1 - Copenhagen University: Social Mobility

Class of Origin/Highest Class Achieved	Total # of professors	Ranking Class 5	Ranking Class 4	Ranking Class 3	Ranking Class 2	Ranking Class 1
Lowest (#)	3	2	0	0	1	0
Low (#)	15	10	0	5	1	0
Middel (#)	58	29	3	21	4	0
High (#)	13	6	0	5	1	0
Higher (#)	28	14	0	9	5	0
Highest (#)	5	2	0	2	1	0
Lowest (%)		66.7	0.0	0.0	33.3	0.0
Low (%)		66.7	0.0	33.3	6.7	0.0
Middel (%)		50.0	5.2	36.2	6.9	1.7
High (%)		46.2	0.0	38.5	7.7	7.7
Higher (%)		50.0	0.0	32.1	17.9	0.0
Highest (%)		40.0	0.0	40.0	20.0	0.0

Table 3.2 - Uppsala University: Social Mobility

Class of Origin/Highest Class Achieved	Total # of professors	Ranking Class 5	Ranking Class 4	Ranking Class 3	Ranking Class 2	Ranking Class 1
Lowest (#)	9	7	0	2	0	0
Low (#)	5	4	0	1	0	0
Middel (#)	62	44	0	16	2	0
High (#)	19	13	0	5	1	0
Higher (#)	4	3	0	0	1	0
Highest (#)	6	2	0	4	0	0

Lowest (%)		77.8	0.0	22.2	0.0	0.0
Low (%)		80.0	0.0	20.0	0.0	0.0
Middel (%)		71.0	0.0	25.8	3.2	0.0
High (%)		68.4	0.0	26.3	5.3	0.0
Higher (%)		75.0	0.0	0.0	25.0	0.0
Highest (%)		33.3	0.0	66.7	0.0	0.0

**Table 3.3 - Lund University: Social Mobility**

Class of Origin/Highest Class Achieved	Total # of professors	Ranking Class 5	Ranking Class 4	Ranking Class 3	Ranking Class 2	Ranking Class 1
Lowest (#)	1	1	0	0	0	0
Low (#)	3	3	0	0	0	0
Middel (#)	50	35	0	11	4	0
High (#)	11	9	0	1	1	0
Higher (#)	2	2	0	0	0	0
Highest (#)	6	0	0	6	0	0
Lowest (%)		100.0	0.0	0.0	0.0	0.0
Low (%)		100.0	0.0	0.0	0.0	0.0
Middel (%)		70.0	0.0	22.0	8.0	0.0
High (%)		81.8	0.0	9.1	9.1	0.0
Higher (%)		100.0	0.0	0.0	0.0	0.0
Highest (%)		0.0	0.0	100.0	0.0	0.0

**Table 3.4 - Åbo University: Social Mobility**

Class of Origin/Highest Class Achieved	Total # of professors	Ranking Class 5	Ranking Class 4	Ranking Class 3	Ranking Class 2	Ranking Class 1
Lowest (#)	5	5	0	0	0	0
Low (#)	8	5	0	2	1	0
Middel (#)	44	26	0	13	5	0
High (#)	11	10	0	1	0	0
Higher (#)	1	1	0	0	0	0
Highest (#)	3	2	0	1	0	0
Lowest (%)		100.0	0.0	0.0	0.0	0.0
Low (%)		62.5	0.0	25.0	12.5	0.0
Middel (%)		59.1	0.0	29.5	11.4	0.0
High (%)		90.9	0.0	9.1	0.0	0.0
Higher (%)		100.0	0.0	0.0	0.0	0.0
Highest (%)		66.7	0.0	33.3	0.0	0.0

**Table 3.5 - Greifswald University: Social Mobility**

Class of Origin/Highest Class Achieved	Total # of professors	Ranking Class 5	Ranking Class 4	Ranking Class 3	Ranking Class 2	Ranking Class 1
Lowest (#)	0	0	0	0	0	0
Low (#)	5	5	0	0	0	0
Middel (#)	30	25	0	5	0	0
High (#)	17	15	0	1	1	0
Higher (#)	4	2	0	1	1	0
Highest (#)	0	0	0	0	0	0
Lowest (%)		0	0	0	0	0
Low (%)		100.0	0.0	0.0	0.0	0.0
Middel (%)		83.3	0.0	16.7	0.0	0.0
High (%)		88.2	0.0	5.9	5.9	0.0
Higher (%)		50.0	0.0	25.0	25.0	0.0
Highest (%)		0	0	0	0	0

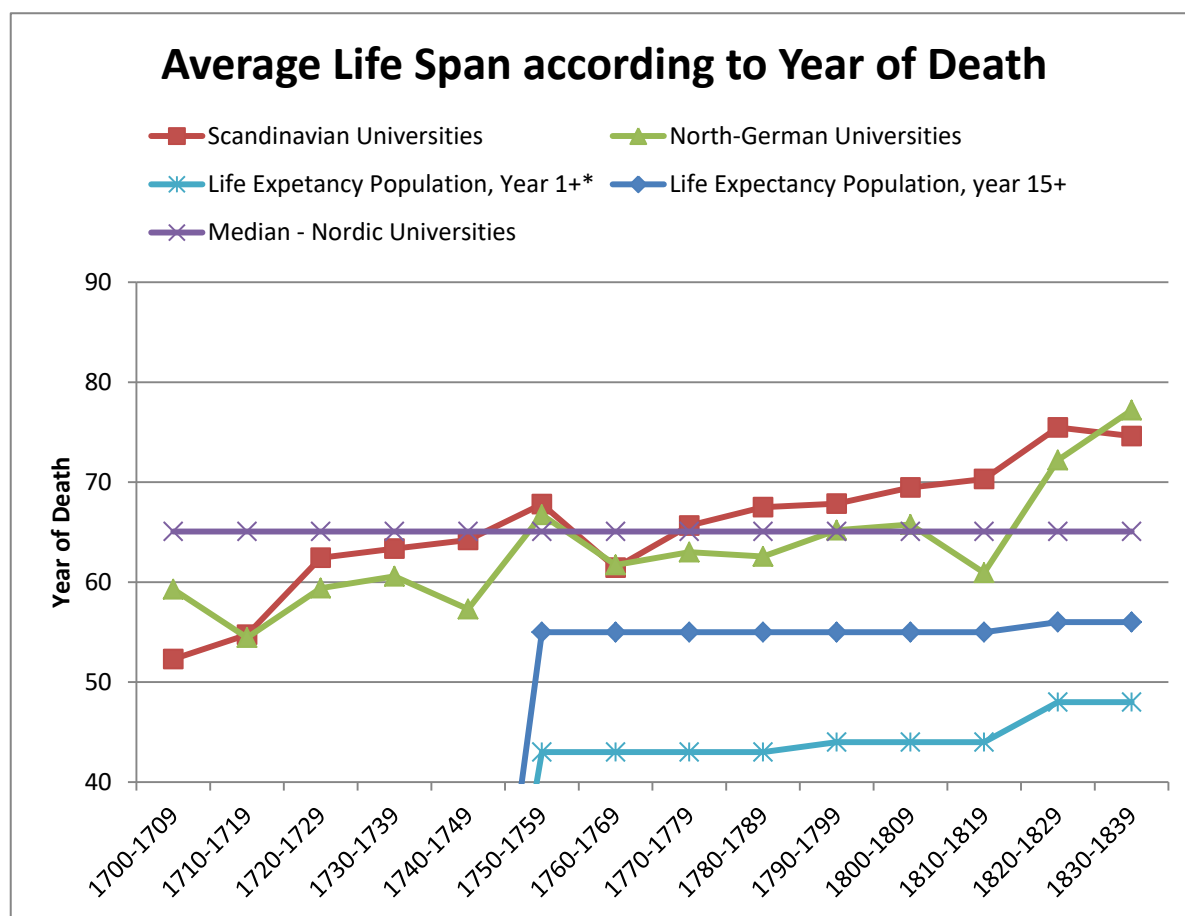
**Table 3.6 - Kiel University: Social Mobility\***

Class of Origin/Highest Class Achieved	Total # of professors	Ranking Class 5	Ranking Class 4	Ranking Class 3	Ranking Class 2	Ranking Class 1
Lowest (#)	0	0	0	0	0	0
Low (#)	2	1	0	0	1	0
Middel (#)	8	4	0	3	1	0
High (#)	1	1	0	0	0	0
Higher (#)	3	2	1	0	0	0
Highest (#)	0	0	0	0	0	0
Lowest (%)		0	0	0	0	0
Low (%)		50.0	0.0	0.0	50.0	0.0
Middel (%)		50.0	0.0	37.5	12.5	0.0
High (%)		100.0	0.0	0.0	0.0	0.0
Higher (%)		66.7	33.3	0.0	0.0	0.0
Highest (%)		0	0	0	0	0

\*Known data regarding the origin of the Kiel University's professors is lacking severely in the dataset

### AVERAGE LIFE SPAN OF PROFESSORS (GRAPH 1)

Compiled in ten-year intervals, the development of the life span of the professors is here demonstrated and compared with the average life expectancy of the population. The statistical data on the populations' life expectancy originates from Sweden, where such data already were collected during the mid-Eighteenth Century.<sup>26</sup> Such data does not exist within the Danish-Norwegian Twin-Kingdom during the same period.



<sup>26</sup> Statistiska Centralbyrån, *Historisk statistik för Sverige. Del 1. Befolkning 1720-1967*, (Stockholm: AB Allmänna Förlaget, 1969), p. 118, Table 42: Expectation of life at different ages, 1751-1969.

## PROSOPOGRAPHICAL STATISTICS - ACADEMIC DATA

### MATRICULATION (TABLE 4)

These tables deal with basic matriculation data. Based on the Nordic professors' birth year and matriculation year, the tables demonstrate the average age that the professors had at their matriculation, as well as the highest and lowest age of their matriculation. Since Uppsala University allowed so-called child matriculation to occur, the lowest age appears remarkably low in these cases.

The tables are furthermore divided according to their faculties and according to chronological division, in which division 'out of period' denotes those few professors, who had matriculated before 1670). The known data for these tables are rather high (62.3 %, 369/592), there is a substantial lack of data concerning Kiel University (only 7.3 %, 8/112).

**Table 4.1 - Nordic Universities: Matriculation (Division: Faculty)**

Faculty	Total # of Professors	Known Data (#)	Known Data (%)	Average age at Matriculation	Highest age at matriculation	Lowest age at matriculation
Theology	169	122	72.2	16.8	25.0	7.0
Law	89	43	48.3	16.6	24.0	8.0
Medicine	87	49	56.3	16.4	26.0	9.0
Philosophy	356	236	66.3	16.5	25.0	1.0
All Faculties	592	369	62.3	16.6	26.0	1.0

**Table 4.2 - Swedish Universities: Matriculation (Division: Faculty)**

Faculty	Total # of Professors	Known Data (#)	Known Data (%)	Average age at Matriculation	Highest age at matriculation	Lowest age at matriculation
Theology	90	79	87.8	16.3	25.0	7.0
Law	25	11	44.0	16.5	24.0	8.0
Medicine	27	24	88.9	15.4	20.0	9.0
Philosophy	186	141	75.8	15.8	25.0	1.0
All Faculties	265	200	75.5	15.9	25.0	1.0

**Table 4.3 - Copenhagen Universities: Matriculation (Division: Faculty)**

Faculty	Total # of Professors	Known Data (#)	Known Data (%)	Average age at Matriculation	Highest age at matriculation	Lowest age at matriculation
Theology	34	31	91.2	17.5	21.0	14.0
Law	17	15	88.2	16.4	19.0	15.0
Medicine	25	18	72.0	16.9	19.0	14.0
Philosophy	77	70	90.9	17.5	24.0	13.0
All Faculties	131	113	86.3	17.3	24.0	13.0

**Table 4.4 - North German Universities: Matriculation (Division: Faculty)**

Faculty	Total # of Professors	Known Data (#)	Known Data (%)	Average age at Matriculation	Highest age at matriculation	Lowest age at matriculation
Theology	45	12	26.7	17.5	20.0	14.0
Law	47	17	36.2	16.8	20.0	14.0
Medicine	35	7	20.0	18.9	26.0	16.0
Philosophy	93	25	26.9	17.4	20.0	12.0
All Faculties	196	56	28.6	17.3	26.0	12.0

**Table 4.5 - Nordic Universities: Matriculation (Division: Period)**

Period	Total # of Professors	Known Data (#)	Known Data (%)	Average age at matriculation	Highest age at matriculation	Lowest age at matriculation
Out of Period	19	11	57.9	16.5	18.0	14.0
1670-1719	145	81	55.9	17.0	25.0	7.0
1720-1759	198	140	70.7	16.5	25.0	6.0
1760-1799	230	141	61.3	16.5	26.0	1.0
Total, Nordic	592	369	62.3	16.6	26.0	1.0

**Table 4.6 - Swedish Universities: Matriculation (Division: Period)**

Period	Total # of Professors	Known Data (#)	Known Data (%)	Average age at Matriculation	Highest age at matriculation	Lowest age at matriculation
Out of Period	4	3	75.0	16.3	18.0	14.0
1670-1719	71	44	62.0	16.5	25.0	7.0
1720-1759	98	85	86.7	15.8	25.0	6.0
1760-1799	92	72	78.3	15.8	24.0	1.0
Total, Swedish	265	200	75.5	15.9	25.0	1.0

**Table 4.7 - Copenhagen Universities: Matriculation (Division: Period)**

Period	Total # of Professors	Known Data (#)	Known Data (%)	Average age at Matriculation	Highest age at matriculation	Lowest age at matriculation
Out of Period	7	7	100.0	16.7	18.0	16.0
1670-1719	27	23	85.2	17.4	24.0	14.0
1720-1759	42	35	83.3	17.5	22.0	13.0
1760-1799	55	48	87.3	17.2	21.0	13.0
Total, Copenhagen	131	113	86.3	17.3	24.0	13.0

**Table 4.8 - North German Universities: Matriculation (Division: Period)**

Period	Total # of Professors	Known Data (#)	Known Data (%)	Average age at Matriculation	Highest age at matriculation	Lowest age at matriculation
Out of Period	8	1	12.5	15.0	15.0	0.0
1670-1719	47	14	29.8	17.9	20.0	14.0
1720-1759	58	20	34.5	17.3	21.0	15.0
1760-1799	83	21	25.3	17.1	26.0	12.0
Total, North German	196	56	28.6	17.3	26.0	12.0



### GRADUATION: *PHILOSOPHIAE MAGISTER* (TABLE 5)

These following tables deal with the specific degree *Philosophiae Magister*. Firstly, they demonstrate the average number of years between matriculation and *Philosophiae Magister* graduation, together with the highest and lowest number of years. Secondly, they also show the average age at graduation and the highest and lowest age.

The known data does not present a completely true and fair view and varies greatly among the universities. Since not all professors took a *Philosophiae Magister* degree, it is difficult to determine, whether this is due to a lack of known data, or that certain professors did not graduate from their degree. However, for some professor's careers, it is quite clear, that the *Philosophiae Magister* was a necessary step, as for instance is seen at the Swedish Universities. These tables have also been divided according to faculties and to chronological division, in which division 'out of period' denotes those few professors, who had graduated for the degree before 1670.

**Table 5.1 - Nordic Universities: Graduation Phil. Mag. (Division: Faculty)**

Faculty	Total # of Professors	Known Data (#)	Known Data (%)	Av. years between matriculation - Phil. Mag	Highest number of years	Lowest number of years	Average age at Phil. Mag. Graduation	Highest age at Phil. Mag. Graduation	Lowest age at Phil. Mag. Graduation
Theology	169	123	72.8	9.7	26	3	25.6	42	14
Law	89	6	6.7	10.3	18	3	23.0	27	21
Medicine	87	13	14.9	4.9	12	2	24.4	37	19
Philosophy	356	222	62.4	9.9	36	2	26.1	51	17
All Faculties	592	293	49.5	9.7	36	2	25.8	51	14

**Table 5.2 - Swedish Universities: Graduation Phil. Mag. (Division: Faculty)**

Faculty	Total # of Professors	Known Data (#)	Known Data (%)	Av. years between matriculation - Phil. Mag	Highest number of years	Lowest number of years	Average age at Phil. Mag. Graduation	Highest age at Phil. Mag. Graduation	Lowest age at Phil. Mag. Graduation
Theology	90	79	87.8	9.7	26	3	25.8	42	18
Law	25	3	12.0	14.0	18	10	24.3	27	22
Medicine	27	5	18.5	4.0	6	2	22.8	32	0
Philosophy	186	138	74.2	9.3	25	2	25.2	39	18
All Faculties	265	171	64.5	9.2	26	2	25.3	42	18

**Table 5.3 - Copenhagen University: Graduation Phil. Mag. (Division: Faculty)**

Faculty	Total # of Professors	Known Data (#)	Known Data (%)	Av. years between matriculation - Phil. Mag	Highest number of years	Lowest number of years	Average age at Phil. Mag. Graduation	Highest age at Phil. Mag. Graduation	Lowest age at Phil. Mag. Graduation
Theology	34	16	47.1	10.2	20	3	27.2	36	22
Law	17	0	0.0	N/D	N/D	N/D	N/D	N/D	N/D
Medicine	25	2	8.0	3.5	4	3	21.5	23	20
Philosophy	77	31	40.3	12.1	36	3	29.6	51	20
All Faculties	131	42	32.1	11.4	36	3	28.7	51	20

**Table 5.4 - North German Universities: Graduation Phil. Mag. (Division: Faculty)**

Faculty	Total # of Professors	Known Data (#)	Known Data (%)	Av. years between matriculation - Phil. Mag	Highest number of years	Lowest number of years	Average age at Phil. Mag. Graduation	Highest age at Phil. Mag. Graduation	Lowest age at Phil. Mag. Graduation
Theology	45	28	62.2	9.0	23	3	24.1	42	14
Law	47	3	6.4	3.0	3	3	21.7	23	21
Medicine	35	6	17.1	12.0	12	12	27.8	37	21
Philosophy	93	53	57.0	9.6	23	3	26.4	42	17
All Faculties	196	80	40.8	8.7	23	3	25.3	42	14

**Table 5.5 - Nordic Universities: Graduation Phil. Mag. (Division: Period)**

Period	Total # of Professors	Known Data (#)	Known Data (%)	Av. years between matriculation - Phil. Mag	Highest number of years	Lowest number of years	Average age at Phil. Mag. Graduation	Highest age at Phil. Mag. Graduation	Lowest age at Phil. Mag. Graduation
Out of Period	19	7	36.8	9.8	20	3	25.6	35	20
1670-1719	145	67	46.2	9.7	23	3	26.0	42	18
1720-1759	198	105	53.0	10.6	33	3	26.7	49	19
1760-1799	230	120	52.2	8.6	36	2	25.1	51	14
Total, Nordic	592	293	49.5	9.7	36	2	25.8	51	14

**Table 5.6 - Swedish Universities: Graduation Phil. Mag. (Division: Period)**

Period	Total # of Professors	Known Data (#)	Known Data (%)	Av. years between matriculation - Phil. Mag	Highest number of years	Lowest number of years	Average age at Phil. Mag. Graduation	Highest age at Phil. Mag. Graduation	Lowest age at Phil. Mag. Graduation
Out of Period	4	2	50.0	9.5	11	8	25.0	25	25
1670-1719	71	44	62.0	9.9	21	3	26.2	39	18
1720-1759	98	63	64.3	10.4	26	3	26.0	42	19
1760-1799	92	67	72.8	7.7	25	2	24.0	32	18
Total, Nordic	265	171	64.5	9.2	26	2	25.3	42	18

**Table 5.7 - Copenhagen University: Graduation Phil. Mag. (Division: Period)**

Period	Total # of Professors	Known Data (#)	Known Data (%)	Av. years between matriculation - Phil. Mag	Highest number of years	Lowest number of years	Average age at Phil. Mag. Graduation	Highest age at Phil. Mag. Graduation	Lowest age at Phil. Mag. Graduation
Out of Period	7	2	28.6	5.0	7	3	21.5	23	20
1670-1719	27	8	29.6	9.0	13	5	26.5	37	22
1720-1759	42	19	45.2	12.6	33	4	30.2	49	20
1760-1799	55	14	25.5	12.4	36	3	29.1	51	22
Total, Nordic	131	42	32.1	11.4	36	3	28.7	51	20

**Table 5.8 - North German Universities: Graduation Phil. Mag. (Division: Period)**

Period	Total # of Professors	Known Data (#)	Known Data (%)	Av. years between matriculation - Phil. Mag	Highest number of years	Lowest number of years	Average age at Phil. Mag. Graduation	Highest age at Phil. Mag. Graduation	Lowest age at Phil. Mag. Graduation
Out of Period	8	3	37.5	20.0	20	0	35.0	35	21
1670-1719	47	15	31.9	9.6	23	3	25.2	42	18
1720-1759	58	23	39.7	8.0	15	0	25.2	37	19
1760-1799	83	39	47.0	7.7	12	3	25.1	42	14
Total, Nordic	196	80	40.8	8.7	23	3	25.3	42	14

### GRADUATION: DOCTORATES (TABLE 6)

These tables show the number and percentage of doctoral degrees among the Nordic professors, and the average number of years between matriculation and doctor graduations (including highest and lowest number) as well as the average age of obtaining such degrees. It should be noted, that these tables only deal with doctoral degrees (DD, JD, MD) and not the *Phil. Mag.* This means that the subdivision, Faculty of Philosophy, shows professors with one of the above-mentioned doctor degrees. However, an additional category, named ‘all graduations’, has been added to the tables, which shows the total number of professors who have graduated to one of the four higher degrees.

The known data does not present a completely true and fair view, since not all professors took a doctoral degree, especially in theology and law, as these were perceived more as honorary titles. What simply is the lack of known data, and what is the case that certain professors did not graduate for a doctoral degree, is thus difficult to determine. These tables have also been divided according to faculties and to chronological division, in which division ‘out of period’ denotes those few professors, who had graduated for the degree before 1670. Moreover, since it has been important to see the change from honorary to qualifying degrees, specific period divisions have been added for each doctoral degree.

**Table 6.1 - Nordic Universities: Doctoral Graduation (Division: Faculty)**

Faculty	Total # of Professors	Known Data (#)	Known Data (%)	Av. years between matriculation and doctorate	Highest number of years	Lowest number of years	Average age at Doctor Graduation	Highest age at Doctor Graduation	Lowest age at Doctor Graduation	All Graduation (Phil. Mag. + Dr) (#)	All Graduation (Phil. Mag. + Dr) (%)
Theology	169	109	64.5	28.7	56	9	44.3	75	24	111	65.7
Law	89	54	60.7	16.4	40	5	30.4	57	20	54	60.7
Medicine	87	76	87.4	10.0	20	4	26.6	44	20	76	87.4
Philosophy	356	95	26.7	27.1	49	4	42.0	66	21	222	62.4
All Faculties	592	267	45.1	22.0	56	4	36.4	75	20	392	66.2

**Table 6.2 - Scandinavian Universities: Doctoral Graduation (Division: Faculty)**

Faculty	Total # of Professors	Known Data (#)	Known Data (%)	Av. years between matriculation and doctorate	Highest number of years	Lowest number of years	Average age at Doctor Graduation	Highest age at Doctor Graduation	Lowest age at Doctor Graduation	All Graduation (Phil. Mag. + Dr) (#)	All Graduation (Phil. Mag. + Dr) (%)
Theology	124	84	67.7	29.1	56	9	46.0	75	26	86	69.4
Law	42	18	42.9	20.4	40	10	35.7	57	26	18	42.9
Medicine	52	47	90.4	10.6	20	4	26.8	42	20	47	90.4
Philosophy	263	76	28.9	27.2	49	4	43.2	66	21	169	64.3
All Faculties	396	170	42.9	23.4	56	4	39.2	75	20	259	65.4

**Table 6.3 - Swedish Universities: Doctoral Graduation (Division: Faculty)**

Faculty	Total # of Professors	Known Data (#)	Known Data (%)	Av. years between matriculation and doctorate	Highest number of years	Lowest number of years	Average age at Doctor Graduation	Highest age at Doctor Graduation	Lowest age at Doctor Graduation	All Graduation (Phil. Mag. + Dr) (#)	All Graduation (Phil. Mag. + Dr) (%)
Theology	90	63	70.0	32.1	56	12	48.5	75	26	64	71
Law	25	6	24.0	26.3	40	14	42.0	57	33	6	24
Medicine	27	27	100.0	11.0	20	4	26.5	36	21	27	100
Philosophy	186	59	31.7	30.6	49	10	46.7	66	26	135	73
All Faculties	265	113	42.6	26.3	56	4	42.3	75	21	180	68

**Table 6.4 - Copenhagen University: Doctoral Graduation (Division: Faculty)**

Faculty	Total # of Professors	Known Data (#)	Known Data (%)	Av. years between matriculation and doctorate	Highest number of years	Lowest number of years	Average age at Doctor Graduation	Highest age at Doctor Graduation	Lowest age at Doctor Graduation	All Graduation (Phil. Mag. + Dr) (#)	All Graduation (Phil. Mag. + Dr) (%)
Theology	34	21	61.8	21.3	47	9	38.8	64	28	22	22
Law	17	12	70.6	16.8	29	10	32.5	46	26	12	12
Medicine	25	20	80.0	9.8	17	4	27.2	42	20	20	20
Philosophy	77	17	22.1	14.7	27	4	31.0	46	21	34	34
All Faculties	131	57	43.5	17.1	47	4	33.2	64	20	79	79

**Table 6.5 - North German Universities: Doctoral Graduation (Division: Faculty)**

Faculty	Total # of Professors	Known Data (#)	Known Data (%)	Av. years between matriculation and doctorate	Highest number of years	Lowest number of years	Average age at Doctor Graduation	Highest age at Doctor Graduation	Lowest age at Doctor Graduation	All Graduation (Phil. Mag. + Dr) (#)	All Graduation (Phil. Mag. + Dr) (%)
Theology	45	25	55.6	24.9	37	14	38.8	54	24	25	56
Law	47	36	76.6	11.6	29	5	27.5	46	20	36	77
Medicine	35	29	82.9	6.7	9	5	26.1	44	21	29	83
Philosophy	93	19	20.4	26.2	44	8	36.1	59	21	53	57
All Faculties	196	97	49.5	15.8	44	5	31.0	59	20	133	68

**Table 6.6 - Nordic Universities: Doctoral Graduation (Division: Period)**

Period	Total # of Professors	Known Data (#)	Known Data (%)	Av. years between matriculation and doctorate	Highest number of years	Lowest number of years	Average age at Doctor Graduation	Highest age at Doctor Graduation	Lowest age at Doctor Graduation	All Graduation (Fil. Mag. + Dr) (#)	All Graduation (Fil. Mag. + Dr) (%)
Out of Period	19	10	52.6	17.2	40	7	33.1	57	23	10	52.6
1670-1719	145	55	37.9	24.7	49	5	37.9	66	20	84	57.9
1720-1759	198	103	52.0	23.4	56	4	38.4	75	20	138	69.7
1760-1799	230	99	43.0	19.4	53	4	33.8	70	20	163	70.9
Total, Nordic	592	267	45.1	22.0	56	4	36.4	75	20	392	66.2

**Table 6.7 - Scandinavian Universities: Doctoral Graduation (Division: Period)**

Period	Total # of Professors	Known Data (#)	Known Data (%)	Av. years between matriculation and doctorate	Highest number of years	Lowest number of years	Average age at Doctor Graduation	Highest age at Doctor Graduation	Lowest age at Doctor Graduation	All Graduation (Fil. Mag. + Dr) (#)	All Graduation (Fil. Mag. + Dr) (%)
Out of Period	11	5	45.5	17.2	40	7	32.9	57	23	5	45.5
1670-1719	98	34	34.7	27.0	49	5	41.9	66	20	57	58.2
1720-1759	140	71	50.7	25.9	56	4	41.6	75	21	98	70.0
1760-1799	147	60	40.8	20.4	53	4	36.4	70	21	102	69.4
Total, Scandinavia	396	170	42.9	23.4	56	4	39.2	75	20	259	65.4

**Table 6.8 - Swedish Universities: Doctoral Graduation (Division: Period)**

Period	Total # of Professors	Known Data (#)	Known Data (%)	Av. years between matriculation and doctorate	Highest number of years	Lowest number of years	Average age at Doctor Graduation	Highest age at Doctor Graduation	Lowest age at Doctor Graduation	All Graduation (Fil. Mag. + Dr) (#)	All Graduation (Fil. Mag. + Dr) (%)
Out of Period	4	1	25.0	40.0	40	40	57.0	57	57	1	25
1670-1719	71	24	33.8	28.6	49	5	44.9	66	21	43	61
1720-1759	98	50	51.0	27.3	56	7	43.3	75	24	69	70
1760-1799	92	38	41.3	23.1	53	4	38.9	70	21	70	76
Total, Sweden	265	113	42.6	26.3	56	4	42.3	75	21	180	68

**Table 6.9 - Copenhagen University: Doctoral Graduation (Division: Period)**

Period	Total # of Professors	Known Data (#)	Known Data (%)	Av. years between matriculation and doctorate	Highest number of years	Lowest number of years	Average age at Doctor Graduation	Highest age at Doctor Graduation	Lowest age at Doctor Graduation	All Graduation (Fil. Mag. + Dr) (#)	All Graduation (Fil. Mag. + Dr) (%)
Out of Period	7	4	57.1	11.5	21	7	27.8	37	23	4	57
1670-1719	27	10	37.0	22.5	47	11	35.0	64	20	14	52
1720-1759	42	21	50.0	18.4	33	4	34.5	51	21	29	69
1760-1799	55	22	40.0	15.1	34	7	32.1	52	23	32	58
Total, Copenhagen	131	57	43.5	17.1	47	4	33.2	64	20	79	60

**Table 6.10 - North German Universities: Doctoral Graduation (Division: Period)**

Period	Total # of Professors	Known Data (#)	Known Data (%)	Av. years between matriculation and doctorate	Highest number of years	Lowest number of years	Average age at Doctor Graduation	Highest age at Doctor Graduation	Lowest age at Doctor Graduation	All Graduation (Fil. Mag. + Dr) (#)	All Graduation (Fil. Mag. + Dr) (%)
Out of Period	8	5	62.5	N/D	N/D	N/D	34.5	35	28	5	63
1670-1719	47	21	44.7	15.0	26	6	31.2	49	21	27	57
1720-1759	58	32	55.2	17.3	44	5	32.9	59	20	40	69
1760-1799	83	39	47.0	15.1	37	5	29.5	53	20	61	73
Total, N.G.	196	97	49.5	15.8	44	5	31.0	59	20	133	68

**Table 6.11 - Nordic Universities: Graduation Doctor (Theology/Period)**

Period	Total # of Professors	Known Data (#)	Known Data (%)	Av. years between matriculation - doctor grad.	Highest number of years	Lowest number of years	Average age at Doctor Graduation	Highest age at Doctor Graduation	Lowest age at Doctor Graduation	All Graduation (Phil. Mag. + Dr) (#)	All Graduation (Phil. Mag. + Dr) (%)
Out of Period	5	2	40.0	30.5	40	21	47.0	57	37	2	40.0
1680-1719	48	27	56.3	30.9	49	12	46.4	66	24	27	56.3
1720-1759	69	45	65.2	29.0	56	14	45.5	75	30	45	65.2
1760-1799	47	35	74.5	26.0	53	9	40.8	70	28	37	78.7
Total, Nordic	169	109	64.5	28.7	56	9	44.3	75	24	111	65.7

**Table 6.12 - Scandinavian Universities: Graduation Doctor (Theology/Period)**

Period	Total # of Professors	Known Data (#)	Known Data (%)	Av. years between matriculation - doctor grad.	Highest number of years	Lowest number of years	Average age at Doctor Graduation	Highest age at Doctor Graduation	Lowest age at Doctor Graduation	All Graduation (Phil. Mag. + Dr) (#)	All Graduation (Phil. Mag. + Dr) (%)
Out of Period	3	2	66.7	30.5	40	21	47.0	57	37	2	66.7
1680-1719	36	21	58.3	31.9	49	12	49.0	66	26	21	58.3
1720-1759	54	37	68.5	29.6	56	18	46.4	75	30	37	68.5
1760-1799	31	24	77.4	25.7	53	9	42.1	70	28	26	83.9
Total, Scandinavia	124	84	67.7	29.1	56	9	46.0	75	26	86	69.4

**Table 6.13 - Swedish Universities: Graduation Doctor (Theology/Period)**

Period	Total # of Professors	Known Data (#)	Known Data (%)	Av. years between matriculation - doctor grad.	Highest number of years	Lowest number of years	Average age at Doctor Graduation	Highest age at Doctor Graduation	Lowest age at Doctor Graduation	All Graduation (Phil. Mag. + Dr) (#)	All Graduation (Phil. Mag. + Dr) (%)
Out of Period	2	1	50.0	40.0	40	40	57.0	57	57	1	50.0
1680-1719	28	18	64.3	33.4	49	12	50.3	66	26	18	64.3
1720-1759	41	29	70.7	30.9	56	18	47.5	75	30	29	70.7
1760-1799	19	15	78.9	32.5	53	20	47.3	70	32	16	84.2
Total, Sweden	90	63	70.0	32.1	56	12	48.5	75	26	64	71.1

**Table 6.14 - Copenhagen University: Graduation Doctor (Theology/Period)**

Period	Total # of Professors	Known Data (#)	Known Data (%)	Av. years between matriculation - doctor grad.	Highest number of years	Lowest number of years	Average age at Doctor Graduation	Highest age at Doctor Graduation	Lowest age at Doctor Graduation	All Graduation (Phil. Mag. + Dr) (#)	All Graduation (Phil. Mag. + Dr) (%)
Out of Period	1	1	100.0	21.0	21	21	37.0	37	37	1	100.0
1680-1719	8	3	37.5	25.0	47	12	41.7	64	30	3	37.5
1720-1759	13	8	61.5	25.0	33	20	42.6	51	37	8	61.5
1760-1799	12	9	75.0	16.3	34	9	34.6	52	28	10	83.3
Total, Copenhagen	34	21	61.8	21.3	47	9	38.8	64	28	22	86.4

**Table 6.15 - North German Universities: Graduation Doctor (Theology/Period)**

Period	Total # of Professors	Known Data (#)	Known Data (%)	Av. years between matriculation - doctor grad.	Highest number of years	Lowest number of years	Average age at Doctor Graduation	Highest age at Doctor Graduation	Lowest age at Doctor Graduation	All Graduation (Phil. Mag. + Dr) (#)	All Graduation (Phil. Mag. + Dr) (%)
Out of Period	2	0	0.0	0.0	0	0	0.0	0	0	0	0.0
1680-1719	12	6	50.0	22.0	26	18	37.0	49	24	6	50.0
1720-1759	15	8	53.3	24.3	37	14	41.0	54	31	8	53.3
1760-1799	16	11	68.8	27.7	37	21	38.1	53	30	11	68.8
Total, N.G.	45	25	55.6	24.9	37	14	38.8	54	24	25	55.6

**Table 6.16 - Nordic Universities: Graduation Doctor (Law/Period)**

Discipline	Total # of Professors	Known Data (#)	Known Data (%)	Av. years between matriculation - doctor grad.	Highest number of years	Lowest number of years	Average age at Doctor Graduation	Highest age at Doctor Graduation	Lowest age at Doctor Graduation	All Graduation (Phil. Mag. + Dr) (#)	All Graduation (Phil. Mag. + Dr) (%)
Out of Period	3	2	66.7	N/D	0	0	32.0	34	30	2	66.7
1680-1719	15	8	53.3	19.0	27	11	32.7	44	23	8	53.3
1720-1759	34	24	70.6	17.2	40	5	31.4	57	20	24	70.6
1760-1799	37	20	54.1	14.6	33	6	28.2	42	20	20	54.1
Total, Nordic	89	54	60.7	16.4	40	5	30.4	57	20	54	85.2

**Table 6.17 - Scandinavian Universities: Graduation Doctor (Law/Period)**

Discipline	Total # of Professors	Known Data (#)	Known Data (%)	Av. years between matriculation - doctor grad.	Highest number of years	Lowest number of years	Average age at Doctor Graduation	Highest age at Doctor Graduation	Lowest age at Doctor Graduation	All Graduation (Phil. Mag. + Dr) (#)	All Graduation (Phil. Mag. + Dr) (%)
Out of Period	1	0	0.0	#DIV/0!	0	0	#DIV/0!	0	0	0	0.0
1680-1719	7	2	28.6	19.0	27	11	36.0	44	28	2	28.6
1720-1759	15	10	66.7	20.8	40	10	36.0	57	26	10	66.7
1760-1799	19	6	31.6	20.2	33	0	35.0	42	0	6	31.6
Total, Scandinavia	42	18	42.9	20.4	40	10	35.7	57	26	18	42.9

Table 6.18 - Swedish Universities: Graduation Doctor (Law/Period)

Discipline	Total # of Professors	Known Data (#)	Known Data (%)	Av. years between matriculation - doctor grad.	Highest number of years	Lowest number of years	Average age at Doctor Graduation	Highest age at Doctor Graduation	Lowest age at Doctor Graduation	All Graduation (Phil. Mag. + Dr) (#)	All Graduation (Phil. Mag. + Dr) (%)
Out of Period	1	0	0.0	N/D	0	0	N/D	0	0	0	0.0
1680-1719	5	0	0.0	N/D	0	0	N/D	0	0	0	0.0
1720-1759	9	4	44.4	27.3	40	14	43.5	57	33	4	44.4
1760-1799	10	2	20.0	24.5	33	0	39.0	42	0	2	20.0
Total, Sweden	25	6	24.0	26.3	40	14	42.0	57	33	6	83.3

Table 6.19 - Copenhagen University: Graduation Doctor (Law/Period)

Discipline	Total # of Professors	Known Data (#)	Known Data (%)	Av. years between matriculation - doctor grad.	Highest number of years	Lowest number of years	Average age at Doctor Graduation	Highest age at Doctor Graduation	Lowest age at Doctor Graduation	All Graduation (Phil. Mag. + Dr) (#)	All Graduation (Phil. Mag. + Dr) (%)
Out of Period	0	0	N/D	N/D	N/D	N/D	N/D	N/D	N/D	N/D	N/D
1680-1719	2	2	100.0	19.0	27	11	36.0	44	28	2	100.0
1720-1759	6	6	100.0	15.6	29	10	31.0	46	26	6	100.0
1760-1799	9	4	44.4	17.3	21	14	33.0	36	30	4	44.4
Total, Copenhagen	17	12	70.6	16.8	29	10	32.5	46	26	12	70.6

Table 6.20 - North German Universities: Graduation Doctor (Law/Period)

Discipline	Total # of Professors	Known Data (#)	Known Data (%)	Av. years between matriculation - doctor grad.	Highest number of years	Lowest number of years	Average age at Doctor Graduation	Highest age at Doctor Graduation	Lowest age at Doctor Graduation	All Graduation (Phil. Mag. + Dr) (#)	All Graduation (Phil. Mag. + Dr) (%)
Out of Period	2	2	100.0	N/D	N/D	N/D	32.0	34	30	2	100.0
1680-1719	8	6	75.0	0.0	0	0	26.2	41	23	6	75.0
1720-1759	19	14	73.7	13.3	29	5	27.9	46	20	14	73.7
1760-1799	18	14	77.8	9.0	13	6	25.0	30	20	14	77.8
Total, N.G.	47	36	76.6	11.6	29	5	27.5	46	20	36	76.6

Table 6.21 - Nordic Universities: Graduation Doctor (Medicine/Period)

Discipline	Total # of Professors	Known Data (#)	Known Data (%)	Av. years between matriculation - doctor grad.	Highest number of years	Lowest number of years	Average age at Doctor Graduation	Highest age at Doctor Graduation	Lowest age at Doctor Graduation	All Graduation (Phil. Mag. + Dr) (#)	All Graduation (Phil. Mag. + Dr) (%)
Out of Period	6	5	83.3	8.3	11	7	27.2	34	23	5	83.3
1680-1719	22	18	81.8	9.9	16	5	25.4	42	20	18	81.8
1720-1759	22	19	86.4	9.1	16	4	26.8	44	21	19	86.4
1760-1799	37	34	91.9	10.8	20	4	26.9	35	21	34	91.9
Total, Nordic	87	76	87.4	10.0	20	4	26.6	44	20	76	87.4

Table 6.22 - Scandinavian Universities: Graduation Doctor (Medicine/Period)

Discipline	Total # of Professors	Known Data (#)	Known Data (%)	Av. years between matriculation - doctor grad.	Highest number of years	Lowest number of years	Average age at Doctor Graduation	Highest age at Doctor Graduation	Lowest age at Doctor Graduation	All Graduation (Phil. Mag. + Dr) (#)	All Graduation (Phil. Mag. + Dr) (%)
Out of Period	4	3	75.0	8.3	11	7	24.7	27	23	3	75.0
1680-1719	11	10	90.9	11.5	16	5	26.1	42	20	10	90.9
1720-1759	12	11	91.7	9.6	16	4	26.6	36	23	11	91.7
1760-1799	25	23	92.0	11.3	20	4	27.4	35	21	23	92.0
Total, Scandinavia	52	47	90.4	10.6	20	4	26.8	42	20	47	90.4

**Table 6.23 - Swedish Universities: Graduation Doctor (Medicine/Period)**

Discipline	Total # of Professors	Known Data (#)	Known Data (%)	Av. years between matriculation - doctor grad.	Highest number of years	Lowest number of years	Average age at Doctor Graduation	Highest age at Doctor Graduation	Lowest age at Doctor Graduation	All Graduation (Phil. Mag. + Dr) (#)	All Graduation (Phil. Mag. + Dr) (%)
Out of Period	0	0	N/D	0.0	0	0	0.0	0	0	0	N/D
1680-1719	6	6	100.0	11.5	16	5	25.6	33	21	6	100.0
1720-1759	7	7	100.0	11.0	16	7	27.6	36	24	7	100.0
1760-1799	14	14	100.0	10.8	20	4	26.3	35	21	14	100.0
Total, Sweden	27	27	100.0	11.0	20	4	26.5	36	21	27	100.0

**Table 6.24 - Copenhagen University: Graduation Doctor (Medicine/Period)**

Discipline	Total # of Professors	Known Data (#)	Known Data (%)	Av. years between matriculation - doctor grad.	Highest number of years	Lowest number of years	Average age at Doctor Graduation	Highest age at Doctor Graduation	Lowest age at Doctor Graduation	All Graduation (Phil. Mag. + Dr) (#)	All Graduation (Phil. Mag. + Dr) (%)
Out of Period	4	3	75.0	8.3	11	7	24.7	27	23	3	75.0
1680-1719	5	4	80.0	N/D	N/D	N/D	26.8	42	20	4	80.0
1720-1759	5	4	80.0	7.3	10	4	25.0	28	23	4	80.0
1760-1799	11	9	81.8	12.3	17	7	29.2	35	23	9	81.8
Total, Copenhagen	25	20	80.0	9.8	17	4	27.2	42	20	20	80.0

**Table 6.25 - North German Universities: Graduation Doctor (Medicine/Period)**

Discipline	Total # of Professors	Known Data (#)	Known Data (%)	Av. years between matriculation - doctor grad.	Highest number of years	Lowest number of years	Average age at Doctor Graduation	Highest age at Doctor Graduation	Lowest age at Doctor Graduation	All Graduation (Phil. Mag. + Dr) (#)	All Graduation (Phil. Mag. + Dr) (%)
Out of Period	2	2	100.0	N/D	0	0	31.0	34	28	2	100.0
1680-1719	11	8	72.7	5.8	9	6	21.5	27	21	8	72.7
1720-1759	10	8	80.0	6.0	7	5	27.2	44	21	8	80.0
1760-1799	12	11	91.7	6.0	7	5	25.6	35	21	11	91.7
Total, N.G.	35	29	82.9	6.7	9	5	26.1	44	21	29	82.9



### GRADUATION: PLACES (TABLE 7)

These tables deal with the graduation places. They categorise whether the higher degree (Doctoral degrees and *Philosophiae Magister*) has been obtained at foreign universities, at a domestic university or at the very same university to which the professor possessed his chair.

From all the known data on doctoral degrees, the known graduation place is very high (84.2 %, 330/392), which make the results very reliable. These tables have also been divided according to faculties and to chronological division, in which division 'out of period' denotes those few professors, who had graduated for the degree before 1670.

**Table 7.1 - Nordic Universities: Graduation Place (Division: Faculty)**

Faculty	Total # of Professors	All Graduation (#)	Known Data (#)	Known Data (%)	Foreign Graduation (#)	Domestic Graduation (#)	Same Uni Graduation (#)	Foreign Graduation (%)	Domestic Graduation (%)	Same Uni Graduation (%)
Theology	169	111	92	82.9	17	15	59	18.5	16.3	64.1
Law	89	54	46	85.2	22	1	23	47.8	2.2	50.0
Medicine	87	76	61	80.3	33	5	23	54.1	8.2	37.7
Philosophy	356	222	199	89.6	31	28	144	15.6	14.1	72.4
All Faculties	592	392	330	84.2	90	38	201	27.3	11.5	60.9

**Table 7.2 - Swedish Universities: Graduation Place (Division: Faculty)**

Faculty	Total # of Professors	All Graduation (#)	Known Data (#)	Known Data (%)	Foreign Graduation (#)	Domestic Graduation (#)	Same Uni Graduation (#)	Foreign Graduation (%)	Domestic Graduation (%)	Same Uni Graduation (%)
Theology	90	64	54	84.4	5	14	35	9.3	25.9	64.8
Law	25	6	5	83.3	1	0	4	20.0	0.0	80.0
Medicine	27	27	25	92.6	11	5	9	44.0	20.0	36.0
Philosophy	186	135	129	95.6	4	25	102	3.1	19.4	79.1
All Faculties	265	180	162	90.0	19	34	109	11.7	21.0	67.3

**Table 7.3 - Copenhagen University: Graduation Place (Division: Faculty)**

Faculty	Total # of Professors	All Graduation (#)	Known Data (#)	Known Data (%)	Foreign Graduation (#)	Domestic Graduation (#)	Same Uni Graduation (#)	Foreign Graduation (%)	Domestic Graduation (%)	Same Uni Graduation (%)
Theology	34	22	19	86.4	1	0	17	5.3	0.0	89.5
Law	17	12	10	83.3	2	1	7	20.0	10.0	70.0
Medicine	25	20	14	70.0	6	0	8	42.9	0.0	57.1
Philosophy	77	34	28	82.4	6	1	22	21.4	3.6	78.6
All Faculties	131	79	63	79.7	10	2	50	15.9	3.2	79.4

**Table 7.4 - North German Universities: Graduation Place (Division: Faculty)**

Faculty	Total # of Professors	All Graduation (#)	Known Data (#)	Known Data (%)	Foreign Graduation (#)	Domestic Graduation (#)	Same Uni Graduation (#)	Foreign Graduation (%)	Domestic Graduation (%)	Same Uni Graduation (%)
Theology	45	25	19	76.0	11	1	7	57.9	5.3	36.8
Law	47	36	31	86.1	19	0	12	61.3	0.0	38.7
Medicine	35	29	22	75.9	16	0	6	72.7	0.0	27.3
Philosophy	93	53	42	79.2	21	2	20	50.0	4.8	47.6
All Faculties	196	133	105	78.9	61	2	42	58.1	1.9	40.0

**Table 7.5 - Nordic Universities: Graduation Place (Division: Period)**

Period	Total # of Professors	All Graduation (#)	Known Data (#)	Known Data (%)	Foreign Graduation (#)	Domestic Graduation (#)	Same Uni Graduation (#)	Foreign Graduation (%)	Domestic Graduation (%)	Same Uni Graduation (%)
Out of Period	19	10	8	80.0	6	0	4	75.0	0.0	50.0
1670-1719	145	84	72	85.7	24	11	37	33.3	15.3	51.4
1720-1759	198	138	118	85.5	29	14	75	24.6	11.9	63.6
1760-1799	230	163	137	84.0	34	13	90	24.8	9.5	65.7
Total, Nordic	592	392	330	84.2	90	38	201	27.3	11.5	60.9

**Table 7.6 - Swedish Universities: Graduation Place (Division: Period)**

Period	Total # of Professors	All Graduation (#)	Known Data (#)	Known Data (%)	Foreign Graduation (#)	Domestic Graduation (#)	Same Uni Graduation (#)	Foreign Graduation (%)	Domestic Graduation (%)	Same Uni Graduation (%)
Out of Period	4	1	1	100.0	0	0	1	0.0	0.0	100.0
1670-1719	71	43	38	88.4	8	10	19	21.1	26.3	50.0
1720-1759	98	69	61	88.4	9	13	39	14.8	21.3	63.9
1760-1799	92	70	67	95.7	2	11	55	3.0	16.4	82.1
Total, Nordic	265	180	162	90.0	19	34	109	11.7	21.0	67.3

**Table 7.7 - Copenhagen University: Graduation Place (Division: Period)**

Period	Total # of Professors	All Graduation (#)	Known Data (#)	Known Data (%)	Foreign Graduation (#)	Domestic Graduation (#)	Same Uni Graduation (#)	Foreign Graduation (%)	Domestic Graduation (%)	Same Uni Graduation (%)
Out of Period	7	4	3	75.0	4	0	1	133.3	0.0	33.3
1670-1719	27	14	11	78.6	3	1	8	27.3	9.1	72.7
1720-1759	42	29	22	75.9	2	0	20	9.1	0.0	90.9
1760-1799	55	32	27	84.4	4	1	21	14.8	3.7	77.8
Total, Nordic	131	79	63	79.7	10	2	50	15.9	3.2	79.4

**Table 7.8 - North German Universities: Graduation Place (Division: Period)**

Period	Total # of Professors	All Graduation (#)	Known Data (#)	Known Data (%)	Foreign Graduation (#)	Domestic Graduation (#)	Same Uni Graduation (#)	Foreign Graduation (%)	Domestic Graduation (%)	Same Uni Graduation (%)
Out of Period	8	5	4	80.0	2	0	2	50.0	0.0	50.0
1670-1719	47	27	23	85.2	13	0	10	56.5	0.0	43.5
1720-1759	58	40	35	87.5	18	1	16	51.4	2.9	45.7
1760-1799	83	61	43	70.5	28	1	14	65.1	2.3	32.6
Total, Nordic	196	133	105	78.9	61	2	42	58.1	1.9	40.0

## GRADUATION: RELATION TO APPOINTMENT (TABLE 8)

These tables show the number and percentage of professors who either graduated before, after or in the same year of appointment. Among the known data on graduations, the known data concerning the relationship between graduation and appointment are, unsurprisingly, very high (95.6 %, 376/392) and provide thus very confident results. These tables have also been divided according to faculties and to chronological division, in which division ‘out of period’ denotes those few professors, who had graduated for the degree before 1670.

**Table 8.1 - Nordic Universities: Graduation and appointment (Division: Faculty)**

Faculty	Total # of Professors	All Graduation (#)	Known Data (#)	Known Data (%)	Grad. before Appointment (#)	Grad. in same Year (#)	Grad. after Appointment (#)	Grad. before Appointment (%)	Grad. in same Year (%)	Grad. after Appointment (%)
Theology	169	111	109	98.2	20	8	81	18.3	7.3	74.3
Law	89	54	52	96.3	31	8	13	59.6	15.4	25.0
Medicine	87	76	71	93.4	64	5	3	90.1	7.0	4.2
Philosophy	356	222	214	96.4	190	10	13	88.8	4.7	6.1
All Faculties	592	392	376	95.9	244	27	106	64.9	7.2	28.2

**Table 8.2 - Scandinavian Universities: Graduation and appointment (Division: Faculty)**

Faculty	Total # of Professors	All Graduation (#)	Known Data (#)	Known Data (%)	Grad. before Appointment (#)	Grad. in same Year (#)	Grad. after Appointment (#)	Grad. before Appointment (%)	Grad. in same Year (%)	Grad. after Appointment (%)
Theology	124	86	85	98.8	14	5	66	16.5	5.9	77.6
Law	42	18	18	100.0	8	2	8	44.4	11.1	44.4
Medicine	52	47	46	97.9	41	3	2	89.1	6.5	4.3
Philosophy	263	169	167	98.8	151	6	10	90.4	3.6	6.0
All Faculties	396	259	257	99.2	163	12	82	63.4	4.7	31.9

**Table 8.3 - Swedish Universities: Graduation and appointment (Division: Faculty)**

Faculty	Total # of Professors	All Graduation (#)	Known Data (#)	Known Data (%)	Grad. before Appointment (#)	Grad. in same Year (#)	Grad. after Appointment (#)	Grad. before Appointment (%)	Grad. in same Year (%)	Grad. after Appointment (%)
Theology	90	64	63	98.4	11	2	50	17.5	3.2	79.4
Law	25	6	6	100.0	4	0	2	66.7	0.0	33.3
Medicine	27	27	26	96.3	24	2	0	92.3	7.7	0.0
Philosophy	186	135	133	98.5	131	0	2	98.5	0.0	1.5
All Faculties	265	180	178	98.9	122	4	52	68.5	2.2	29.2

**Table 8.4 - Copenhagen University: Graduation and appointment (Division: Faculty)**

Faculty	Total # of Professors	All Graduation (#)	Known Data (#)	Known Data (%)	Grad. before Appointment (#)	Grad. in same Year (#)	Grad. after Appointment (#)	Grad. before Appointment (%)	Grad. in same Year (%)	Grad. after Appointment (%)
Theology	34	22	22	100.0	3	3	16	13.6	13.6	72.7
Law	17	12	12	100.0	4	2	6	33.3	16.7	50.0
Medicine	25	20	20	100.0	17	1	2	85.0	5.0	10.0
Philosophy	77	34	34	100.0	20	6	8	58.8	17.6	23.5
All Faculties	131	79	79	100.0	41	8	30	51.9	10.1	38.0

**Table 8.5 - North German Universities: Graduation and appointment (Division: Faculty)**

Faculty	Total # of Professors	All Graduation (#)	Known Data (#)	Known Data (%)	Grad. before Appointment (#)	Grad. in same Year (#)	Grad. after Appointment (#)	Grad. before Appointment (%)	Grad. in same Year (%)	Grad. after Appointment (%)
Theology	45	25	24	96.0	6	3	15	25.0	12.5	62.5
Law	47	36	34	94.4	23	6	5	67.6	17.6	14.7
Medicine	35	29	25	86.2	23	2	1	92.0	8.0	4.0
Philosophy	93	53	47	88.7	39	4	3	83.0	8.5	6.4
All Faculties	196	133	119	89.5	81	15	24	68.1	12.6	20.2

**Table 8.6 - Nordic Universities: Graduation and appointment (Division: Period)**

Period	Total # of Professors	All Graduation (#)	Known Data (#)	Known Data (%)	Grad. before Appointment (#)	Grad. in same Year (#)	Grad. after Appointment (#)	Grad. before Appointment (%)	Grad. in same Year (%)	Grad. after Appointment (%)
Out of Period	19	10	10	100.0	3	3	4	30.0	30.0	40.0
1670-1719	145	84	81	96.4	49	4	29	60.5	4.9	35.8
1720-1759	198	138	133	96.4	81	8	44	60.9	6.0	33.1
1760-1799	230	163	154	94.5	112	12	30	72.7	7.8	19.5
Total, Nordic	592	392	376	95.9	244	27	106	64.9	7.2	28.2

**Table 8.7 - Scandinavian Universities: Graduation and appointment (Division: Period)**

Period	Total # of Professors	All Graduation (#)	Known Data (#)	Known Data (%)	Grad. before Appointment (#)	Grad. in same Year (#)	Grad. after Appointment (#)	Grad. before Appointment (%)	Grad. in same Year (%)	Grad. after Appointment (%)
Out of Period	11	5	5	100.0	1	0	4	20.0	0.0	80.0
1670-1719	98	57	56	98.2	35	1	20	62.5	1.8	35.7
1720-1759	140	98	98	100.0	57	4	37	58.2	4.1	37.8
1760-1799	147	102	100	98.0	71	7	22	71.0	7.0	22.0
Total, Scandinavia	396	259	257	99.2	163	12	82	63.4	4.7	31.9

**Table 8.8 - Swedish Universities: Graduation and appointment (Division: Period)**

Period	Total # of Professors	All Graduation (#)	Known Data (#)	Known Data (%)	Grad. before Appointment (#)	Grad. in same Year (#)	Grad. after Appointment (#)	Grad. before Appointment (%)	Grad. in same Year (%)	Grad. after Appointment (%)
Out of Period	4	1	1	100.0	0	0	1	0.0	0.0	100.0
1670-1719	71	43	42	97.7	26	1	15	61.9	2.4	35.7
1720-1759	98	69	69	100.0	42	0	27	60.9	0.0	39.1
1760-1799	92	70	68	97.1	55	3	10	80.9	4.4	14.7
Total, Sweden	265	180	178	98.9	122	4	52	68.5	2.2	29.2

**Table 8.9 - Copenhagen University: Graduation and appointment (Division: Period)**

Period	Total # of Professors	All Graduation (#)	Known Data (#)	Known Data (%)	Grad. before Appointment (#)	Grad. in same Year (#)	Grad. after Appointment (#)	Grad. before Appointment (%)	Grad. in same Year (%)	Grad. after Appointment (%)
Out of Period	7	4	4	100.0	1	0	3	25.0	0.0	75.0
1670-1719	27	14	14	100.0	9	0	5	64.3	0.0	35.7
1720-1759	42	29	29	100.0	15	4	10	51.7	13.8	34.5
1760-1799	55	32	32	100.0	16	4	12	50.0	12.5	37.5
Total, Copenhagen	131	79	79	100.0	41	8	30	51.9	10.1	38.0

**Table 8.10 - North German Universities: Graduation and appointment (Division: Period)**

Period	Total # of Professors	All Graduation (#)	Known Data (#)	Known Data (%)	Grad. before Appointment (#)	Grad. in same Year (#)	Grad. after Appointment (#)	Grad. before Appointment (%)	Grad. in same Year (%)	Grad. after Appointment (%)
<b>Out of Period</b>	8	5	5	100.0	2	3	0	40.0	60.0	0.0
<b>1670-1719</b>	47	27	25	92.6	14	3	9	56.0	12.0	36.0
<b>1720-1759</b>	58	40	35	87.5	24	4	7	68.6	11.4	20.0
<b>1760-1799</b>	83	61	54	88.5	41	5	8	75.9	9.3	14.8
<b>Total, N.G.</b>	196	133	119	89.5	81	15	24	68.1	12.6	20.2

## **APPOINTMENT: AGE AT APPOINTMENT (TABLE 9)**

These tables show the average age of the Nordic professors when they were appointed to their chair, as well as the highest and lowest number. Based on the birth year and the appointment year, the known data in these tables are very high (94.9 %, 562/592). These tables have also been divided according to faculties and to chronological division, in which division ‘out of period’ denotes those few professors, who had graduated for the degree before 1670.

**Table 9.1 - Nordic Universities: Age at Appointment (Division: Faculty)**

Faculty	Total # of Professors	Known Data (#)	Known Data (%)	Average Age at Appointment	Highest Age at Appointment	Lowest Age at Appointment
Theology	169	165	97.6	36.7	72	23
Law	89	83	93.3	33.0	51	22
Medicine	87	83	95.4	32.9	59	19
Philosophy	356	339	95.2	34.0	68	19
All Faculties	592	562	94.9	34.7	72	19

**Table 9.2 - Swedish Universities: Age at Appointment (Division: Faculty)**

Faculty	Total # of Professors	Known Data (#)	Known Data (%)	Average Age at Appointment	Highest Age at Appointment	Lowest Age at Appointment
Theology	90	87	96.7	38.5	72	24
Law	25	23	92.0	37.3	50	25
Medicine	27	27	100.0	34.1	44	23
Philosophy	186	178	95.7	36.5	61	23
All Faculties	265	253	95.5	37.1	72	23

**Table 9.3 - Copenhagen University: Age at Appointment (Division: Faculty)**

Faculty	Total # of Professors	Known Data (#)	Known Data (%)	Average Age at Appointment	Highest Age at Appointment	Lowest Age at Appointment
Theology	34	33	97.1	33.9	54	23
Law	17	17	100.0	30.5	44	24
Medicine	25	25	100.0	32.4	59	19
Philosophy	77	76	98.7	30.9	68	19
All Faculties	131	129	98.5	32.6	68	19

**Table 9.4 - North German Universities: Age at Appointment (Division: Faculty)**

Faculty	Total # of Professors	Known Data (#)	Known Data (%)	Average Age at Appointment	Highest Age at Appointment	Lowest Age at Appointment
Theology	45	45	100.0	35.5	62	24
Law	47	43	91.5	32.1	51	22
Medicine	35	31	88.6	32.4	56	22
Philosophy	93	85	91.4	31.6	49	21
All Faculties	196	180	91.8	32.8	62	21

**Table 9.5 - Nordic Universities: Age at Appointment (Division: Period)**

Period	Total # of Professors	Known Data (#)	Known Data (%)	Average Age at Appointment	Highest Age at Appointment	Lowest Age at Appointment
Out of Period	19	19	100.0	30.1	40	19
1670-1719	145	133	91.7	33.3	61	22
1720-1759	200	186	93.0	36.2	72	22
1760-1799	228	224	98.2	34.6	61	21
Total, Nordic	592	562	94.9	34.7	72	19

**Table 9.6 - Swedish Universities: Age at Appointment (Division: Period)**

Period	Total # of Professors	Known Data (#)	Known Data (%)	Average Age at Appointment	Highest Age at Appointment	Lowest Age at Appointment
Out of Period	4	4	100.0	31.0	33	27
1670-1719	71	67	94.4	35.4	61	23
1720-1759	99	92	92.9	37.6	72	25
1760-1799	91	90	98.9	38.1	61	23
Total, Nordic	265	253	95.5	37.1	72	23

**Table 9.7 - Copenhagen University: Age at Appointment (Division: Period)**

Period	Total # of Professors	Known Data (#)	Known Data (%)	Average Age at Appointment	Highest Age at Appointment	Lowest Age at Appointment
Out of Period	7	7	100.0	25.4	32	19
1670-1719	27	26	96.3	31.2	59	22
1720-1759	43	42	97.7	35.7	68	23
1760-1799	54	54	100.0	31.8	42	24
Total, Nordic	131	129	98.5	32.6	68	19

**Table 9.8 - North German Universities: Age at Appointment (Division: Period)**

Period	Total # of Professors	Known Data (#)	Known Data (%)	Average Age at Appointment	Highest Age at Appointment	Lowest Age at Appointment
Out of Period	8	8	100.0	33.6	40	30
1670-1719	47	40	85.1	31.2	47	22
1720-1759	58	52	89.7	33.9	62	22
1760-1799	83	80	96.4	32.9	56	21
Total, Nordic	196	180	91.8	32.8	62	21

## **APPOINTMENT: LENGTH OF PROFESSORSHIP (TABLE 10)**

These tables show the average length of Nordic professorships as well as the highest and lowest number of years. Based on the appointment year and the year of termination, either by retirement or death, the known data for these table are very high (98.8 %, 585/592) and in some subdivisions even complete; e.g. Faculty of Theology. These tables have also been divided according to faculties and to chronological division, in which division ‘out of period’ denotes those few professors, who had graduated for the degree before 1670.

**Table 10.1 - Nordic Universities: Length of Professorship (Division: Faculty)**

Faculty	Total # of Professors	Known Data (#)	Known Data (%)	Length of Professorship (Average)	Length of Professorship (Highest)	Length of Professorship (Lowest)
Theology	169	169	100.0	22.2	55	1
Law	89	86	96.6	21.0	50	1
Medicine	87	86	98.9	25.0	63	1
Philosophy	356	353	99.2	23.8	63	1
All Faculties	592	585	98.8	23.2	63	1

**Table 10.2 - Swedish Universities: Length of Professorship (Division: Faculty)**

Faculty	Total # of Professors	Known Data (#)	Known Data (%)	Length of Professorship (Average)	Length of Professorship (Highest)	Length of Professorship (Lowest)
Theology	90	90	100.0	21.3	53	1
Law	25	24	96.0	21.9	45	1
Medicine	27	27	100.0	23.1	49	2
Philosophy	186	186	100.0	22.1	53	1
All Faculties	265	264	99.6	21.9	53	1

**Table 10.3 - Copenhagen University: Length of Professorship (Division: Faculty)**

Faculty	Total # of Professors	Known Data (#)	Known Data (%)	Length of Professorship (Average)	Length of Professorship (Highest)	Length of Professorship (Lowest)
Theology	34	34	100.0	21.7	53	1
Law	17	17	100.0	20.1	47	2
Medicine	25	25	100.0	28.5	63	4
Philosophy	77	75	97.4	26.1	63	1
All Faculties	131	129	98.5	24.0	1	63

**Table 10.4 - North German Universities: Length of Professorship (Division: Faculty)**

Faculty	Total # of Professors	Known Data (#)	Known Data (%)	Length of Professorship (Average)	Length of Professorship (Highest)	Length of Professorship (Lowest)
Theology	45	45	100.0	24.4	55	1
Law	47	45	95.7	20.9	50	1
Medicine	35	34	97.1	23.9	56	1
Philosophy	93	92	98.9	25.2	59	1
All Faculties	196	192	98.0	23.8	59	1



**Table 10.5 - Nordic Universities: Length of Professorship (Division: Period)**

Period	Total # of Professors	Known Data (#)	Known Data (%)	Length of Professorship (Average)	Length of Professorship (Highest)	Length of Professorship (Lowest)
Out of Period	19	19	100.0	35.4	63	17
1670-1719	145	144	99.3	21.5	59	1
1720-1759	200	199	99.5	21.7	56	1
1760-1799	228	223	97.8	23.3	56	1
Total, Nordic	592	585	98.8	23.2	63	1

**Table 10.6 - Swedish Universities: Length of Professorship (Division: Period)**

Period	Total # of Professors	Known Data (#)	Known Data (%)	Length of Professorship (Average)	Length of Professorship (Highest)	Length of Professorship (Lowest)
Out of Period	4	4	100.0	33.3	40	22
1670-1719	71	71	100.0	21.6	53	1
1720-1759	99	99	100.0	21.3	52	2
1760-1799	91	90	98.9	22.8	47	1
Total, Nordic	265	264	99.6	21.9	53	1

**Table 10.7 - Copenhagen University: Length of Professorship (Division: Period)**

Period	Total # of Professors	Known Data (#)	Known Data (%)	Length of Professorship (Average)	Length of Professorship (Highest)	Length of Professorship (Lowest)
Out of Period	7	7	100.0	32.9	17	63
1670-1719	27	27	100.0	24.7	1	50
1720-1759	43	43	100.0	22.8	2	49
1760-1799	54	52	96.3	23.1	1	53
Total, Nordic	131	129	98.5	24.0	1	63

**Table 10.8 - North German Universities: Length of Professorship (Division: Period)**

Period	Total # of Professors	Known Data (#)	Known Data (%)	Length of Professorship (Average)	Length of Professorship (Highest)	Length of Professorship (Lowest)
Out of Period	8	8	100.0	36.9	49	22
1670-1719	47	46	97.9	19.6	59	1
1720-1759	58	57	98.3	21.7	56	1
1760-1799	83	81	97.6	23.8	56	1
Total, Nordic	196	192	98.0	23.8	59	1

## **APPOINTMENT: PROFESSORIAL MOBILITY, INTERNAL ASCENT (TABLE 11)**

These tables deal with professorial mobility. They show the internal ascent from the lower faculty (Faculty of Philosophy) to one of the three higher faculties. Likewise, the tables show also the rare but still occurring ‘descent’ from the higher faculties to the lower faculty. Within the faculty subdivision, ‘Theology’, ‘Law’ and ‘Medicine’ show the number of professors, who ascended from the Faculty of Philosophy to one of these higher faculties, whereas the subdivision ‘Philosophy’ shows the number of professors, who descended from one of the higher faculties to the lower faculty.

Since the data here is based on the professors’ chairs, we have complete known data within the information which has been available. Besides having been divided according to faculties, these tables have also been divided according to faculties and to chronological division, in which division ‘out of period’ denotes those few professors, who had graduated for the degree before 1670.

**Table 11.1 - Nordic Universities: Internal Ascent (Division: Faculty)**

Faculty	Total # of Professors	Known Data (#)	Known Data (%)	Ascent from/Descent to the lower faculty (#)	Ascent from/Descent to the lower faculty (%)
Theology	169	169	100.0	74	43.8
Law	89	89	100.0	15	16.9
Medicine	87	87	100.0	7	8.0
Philosophy	356	356	100.0	7	2.0
All Faculties	592	592	100.0	96	16.2

**Table 11.2 - Swedish Universities: Internal Ascent (Division: Faculty)**

Faculty	Total # of Professors	Known Data (#)	Known Data (%)	Ascent from/Descent to the lower faculty (#)	Ascent from/Descent to the lower faculty (%)
Theology	90	90	100.0	2	5.6
Law	25	25	100.0	1	2.7
Medicine	27	27	100.0	41	0.8
Philosophy	186	186	100.0	41	20.5
All Faculties	265	265	100.0	44	0.0

**Table 11.3 - Copenhagen University: Internal Ascent (Division: Faculty)**

Faculty	Total # of Professors	Known Data (#)	Known Data (%)	Ascent from/Descent to the lower faculty (#)	Ascent from/Descent to the lower faculty (%)
Theology	34	34	100.0	0	0.0
Law	17	17	100.0	34	23.4
Medicine	25	25	100.0	53	0.0
Philosophy	77	77	100.0	53	0.0
All Faculties	131	131	100.0	6	7.0

**Table 11.4 - North German Universities: Internal Ascent (Division: Faculty)**

Faculty	Total # of Professors	Known Data (#)	Known Data (%)	Ascent from/Descent to the lower faculty (#)	Ascent from/Descent to the lower faculty (%)
Theology	45	45	100.0	0	0.0
Law	47	47	100.0	50	0.0
Medicine	35	35	100.0	9	20.0
Philosophy	93	93	100.0	9	5.0
All Faculties	196	196	100.0	0	1.0

**Table 11.5 - Nordic Universities: Internal Ascent (Division: Period)**

Period	Total # of Professors	Known Data (#)	Known Data (%)	Ascent from/Descent to the lower faculty (#)	Ascent from/Descent to the lower faculty (%)
Out of Period	19	19	100.0	9	47.4
1670-1719	145	145	100.0	34	23.4
1720-1759	200	200	100.0	41	20.5
1760-1799	228	228	100.0	12	5.3
Total, Nordic	592	592	100.0	96	16.2

**Table 11.6 - Swedish Universities: Internal Ascent (Division: Period)**

Period	Total # of Professors	Known Data (#)	Known Data (%)	Ascent from/Descent to the lower faculty (#)	Ascent from/Descent to the lower faculty (%)
Out of Period	4	4	100.0	2	50.0
1670-1719	71	71	100.0	17	23.9
1720-1759	99	99	100.0	31	31.3
1760-1799	91	91	100.0	7	7.7
Total, Nordic	265	265	100.0	57	21.5

**Table 11.7 - Copenhagen University: Internal Ascent (Division: Period)**

Period	Total # of Professors	Known Data (#)	Known Data (%)	Ascent from/Descent to the lower faculty (#)	Ascent from/Descent to the lower faculty (%)
Out of Period	7	7	100.0	4	57.1
1670-1719	27	27	100.0	10	37.0
1720-1759	43	43	100.0	4	9.3
1760-1799	54	54	100.0	2	3.7
Total, Nordic	131	131	100.0	20	15.3

**Table 11.8 - North German Universities: Internal Ascent (Division: Period)**

Period	Total # of Professors	Known Data (#)	Known Data (%)	Ascent from/Descent to the lower faculty (#)	Ascent from/Descent to the lower faculty (%)
Out of Period	8	8	100.0	3	37.5
1670-1719	47	47	100.0	7	14.9
1720-1759	58	58	100.0	6	10.3
1760-1799	83	83	100.0	3	3.6
Total, Nordic	196	196	100.0	19	9.7

## **APPOINTMENT: PROFESSORIAL MOBILITY, EXTERNAL – OTHER UNIVERSITIES (TABLE 12)**

These tables deal with the professorial mobility externally, in the sense that they show the number of professors who during their career changed from one institution to another. The tables show thus the professors who moved either to another domestic university or to a foreign university. A subdivision of the foreign universities, named 'Hereof German lands', shows the number of these foreign universities which were placed in the German academic world.

Since the data is based on the professors' chairs, and we have thus complete known data within the information which has been available. These tables have also been divided according to faculties and according to chronological division, in which the division 'out of period' refers to those few professors, who had begun their professorship before 1670.

**Table 12.1 - Nordic Universities: External - Other Universities (Division: Faculty)**

Faculty	Total # of Professors	Known Data (#)	Known Data (%)	Domestic Universities (#)	Foreign Universities (#)	Hereof German Lands (#)	Domestic Universities (%)	Foreign Universities (%)	Hereof German Lands (%)
Theology	169	169	100.0	11	11	11	6.5	6.5	100.0
Law	89	89	100.0	3	12	12	3.4	13.5	100.0
Medicine	87	87	100.0	3	9	7	3.4	10.3	77.8
Philosophy	356	356	100.0	26	14	13	7.3	3.9	92.9
All Faculties	592	592	100.0	35	39	36	5.9	6.6	92.3

**Table 12.2 - Swedish Universities: External - Other Universities (Division: Faculty)**

Faculty	Total # of Professors	Known Data (#)	Known Data (%)	Domestic Universities (#)	Foreign Universities (#)	Hereof German Lands (#)	Domestic Universities (%)	Foreign Universities (%)	Hereof German Lands (%)
Theology	90	90	100.0	6	0	0	6.7	0.0	0.0
Law	25	25	100.0	3	0	0	12.0	0.0	0.0
Medicine	27	27	100.0	1	0	0	3.7	0.0	0.0
Philosophy	186	186	100.0	16	1	0	8.6	0.5	0.0
All Faculties	265	186	100.0	20	1	0	7.5	0.4	0.0

**Table 12.3 - Copenhagen University: External - Other Universities (Division: Faculty)**

Faculty	Total # of Professors	Known Data (#)	Known Data (%)	Domestic Universities (#)	Foreign Universities (#)	Hereof German Lands (#)	Domestic Universities (%)	Foreign Universities (%)	Hereof German Lands (%)
Theology	34	34	100.0	2	1	1	5.9	2.9	100.0
Law	17	17	100.0	0	1	1	0.0	5.9	100.0
Medicine	25	25	100.0	1	3	3	4.0	12.0	100.0
Philosophy	77	77	100.0	5	2	2	6.5	2.6	100.0
All Faculties	131	131	100.0	8	5	5	6.1	3.8	100.0

**Table 12.4 - North German Universities: External - Other Universities (Division: Faculty)**

Faculty	Total # of Professors	Known Data (#)	Known Data (%)	Domestic Universities (#)	Foreign Universities (#)	Hereof German Lands (#)	Domestic Universities (%)	Foreign Universities (%)	Hereof German Lands (%)
Theology	45	45	100.0	3	10	10	6.7	22.2	100.0
Law	47	47	100.0	0	11	11	0.0	23.4	100.0
Medicine	35	35	100.0	1	6	4	2.9	17.1	66.7
Philosophy	93	93	100.0	5	11	11	5.4	11.8	100.0
All Faculties	196	196	100.0	7	33	31	3.6	16.8	93.9

**Table 12.5 - Nordic Universities: External - Other Universities (Division: Period)**

Period	Total # of Professors	Known Data (#)	Known Data (%)	Domestic Universities (#)	Foreign Universities (#)	Hereof German Lands (#)	Domestic Universities (%)	Foreign Universities (%)	Hereof German Lands (%)
Out of Period	19	19	100.0	0	2	2	0.0	10.5	100.0
1670-1719	145	145	100.0	15	7	7	10.3	4.8	100.0
1720-1759	200	200	100.0	3	12	11	1.5	6.0	91.7
1760-1799	228	228	100.0	17	18	16	7.5	7.9	88.9
Total, Nordic	592	592	100.0	35	39	36	5.9	6.6	92.3

**Table 12.6 - Swedish Universities: External - Other Universities (Division: Period)**

Period	Total # of Professors	Known Data (#)	Known Data (%)	Domestic Universities (#)	Foreign Universities (#)	Hereof German Lands (#)	Domestic Universities (%)	Foreign Universities (%)	Hereof German Lands (%)
Out of Period	4	4	100.0	0	0	0	0.0	0.0	0.0
1670-1719	71	71	100.0	15	0	0	21.1	0.0	0.0
1720-1759	99	99	100.0	2	0	0	2.0	0.0	0.0
1760-1799	91	91	100.0	3	1	0	3.3	1.1	0.0
Total, Nordic	265	265	100.0	20	1	0	7.5	0.4	0.0

**Table 12.7 - Copenhagen University: External - Other Universities (Division: Period)**

Period	Total # of Professors	Known Data (#)	Known Data (%)	Domestic Universities (#)	Foreign Universities (#)	Hereof German Lands (#)	Domestic Universities (%)	Foreign Universities (%)	Hereof German Lands (%)
Out of Period	7	7	100.0	0	0	0	0.0	0.0	#DIV/0!
1670-1719	27	27	100.0	0	2	2	0.0	7.4	100.0
1720-1759	43	43	100.0	1	3	3	2.3	7.0	100.0
1760-1799	54	54	100.0	7	0	0	13.0	0.0	#DIV/0!
Total, Nordic	131	131	100.0	8	5	5	6.1	3.8	100.0

**Table 12.8 - North German Universities: External - Other Universities (Division: Period)**

Period	Total # of Professors	Known Data (#)	Known Data (%)	Domestic Universities (#)	Foreign Universities (#)	Hereof German Lands (#)	Domestic Universities (%)	Foreign Universities (%)	Hereof German Lands (%)
Out of Period	8	8	100.0	0	2	2	0.0	25.0	100.0
1670-1719	47	47	100.0	0	5	5	0.0	10.6	100.0
1720-1759	58	58	100.0	0	9	8	0.0	15.5	88.9
1760-1799	83	83	100.0	7	17	16	8.4	20.5	94.1
Total, Nordic	196	196	100.0	7	33	31	3.6	16.8	93.9

### APPOINTMENT: PROFESSIONAL MOBILITY, LIFELONG PROFESSORSHIP OR NEW CAREER PATHS (TABLE13)

These tables deal with the professional mobility of the professors and show the number of professors who worked as professor for the rest of their lives, i.e. these are defined as, 'professors for life', or changed their career path by giving up their chairs in order to take up new positions outside academia; these individuals were displayed in the category named 'New Careers – total'. Additional divisions of these two categories have also been made, to the former, the additional category 'hereof retired' indicates those professors who retired from their chairs, thereby also showing the high number of professors who kept their chairs until they passed away. To the latter category, additional four categories have been added to deepen in what manner the professors changed their careers; i.e. whether they went into either the State, the Church or other academic institutions, such as the Academy of Surgery, or royal libraries and archives.

This data is based on several elements, the year of the professor's termination, their year of death, the professors' other professions and positions as well as the year in which the professors took up these new positions. The known data on all these datasets are very high (89.0 %, 527/592), leaving us with a high level of certainty. These tables have also been divided according to faculties and according to chronological division, in which the division 'out of period' refers to those few professors, who had begun their professorship before 1670. For the tables concerning the three Swedish universities (Uppsala, Lund and Åbo) and Copenhagen University, extended tables have, moreover, been made in order to show the chronological development within each faculty.

**Table 13.1 - Nordic Universities: Professional Mobility - Lifelong Professorship or New Career Paths (Division: Faculty)**

Faculty	Total # of Professors	Known Data	Professor for life	Hereof Retired	New Careers - Total	New Careers - Hereof 'The State'	New Careers - Hereof 'The Church'	New Careers - Hereof 'Other Academic'	New Careers - Hereof 'Unknown'
Theology (#)	169	162	101	6	61	2	58	1	0
Law (#)	89	76	53	6	23	19	1	3	0
Medicine (#)	87	75	66	10	9	0	1	8	0
Philosophy (#)	356	319	239	31	80	10	51	18	1
All Faculties (#)	592	527	391	47	136	28	79	28	1
Theology (%)	-	95.9	62.3	3.7	37.7	3.3	95.1	1.6	0.0
Law (%)	-	85.4	69.7	7.9	30.3	82.6	4.3	13.0	0.0
Medicine (%)	-	86.2	88.0	13.3	12.0	0.0	11.1	88.9	0.0
Philosophy (%)	-	89.6	74.9	9.7	25.1	12.5	63.8	22.5	1.3
All Faculties (%)	-	89.0	74.2	12.0	25.8	20.6	58.1	20.6	0.7

**Table 13.2 - Swedish Universities: Professional Mobility - Lifelong Professorship or New Career Paths (Division: Faculty)**

Faculty	Total # of Professors	Known Data	Professor for life	Hereof Retired	New Careers - Total	New Careers - Hereof 'The State'	New Careers - Hereof 'The Church'	New Careers - Hereof 'Other Academic'	New Careers - Hereof 'Unknown'
Theology (#)	90	90	48	4	42	0	42	0	0
Law (#)	25	19	18	3	1	0	0	1	0
Medicine (#)	27	26	22	4	4	0	1	3	0
Philosophy (#)	186	168	122	18	46	3	38	5	0
All Faculties (#)	265	242	176	27	66	3	54	9	0
Theology (%)	-	100.0	53.3	8.3	46.7	0.0	100.0	0.0	0.0
Law (%)	-	76.0	94.7	16.7	5.3	0.0	0.0	100.0	0.0
Medicine (%)	-	96.3	84.6	18.2	15.4	0.0	25.0	75.0	0.0
Philosophy (%)	-	90.3	72.6	14.8	27.4	6.5	82.6	10.9	0.0
All Faculties (%)	-	91.3	72.7	15.3	27.3	4.5	81.8	13.6	0.0

**Table 13.3 - Copenhagen University: Professional Mobility - Lifelong Professorship or New Career Paths (Division: Faculty)**

Faculty	Total # of Professors	Known Data	Professor for life	Hereof Retired	New Careers - Total	New Careers - Hereof 'The State'	New Careers - Hereof 'The Church'	New Careers - Hereof 'Other Academic'	New Careers - Hereof 'Unknown'
Theology (#)	34	28	17	1	11	1	10	0	0
Law (#)	17	15	7	0	8	7	0	1	0
Medicine (#)	25	20	18	2	2	0	0	2	0
Philosophy (#)	77	68	56	6	12	4	3	5	0
All Faculties (#)	131	110	83	7	27	9	10	8	0
Theology (%)	-	82.4	60.7	5.9	39.3	9.1	90.9	0.0	0.0
Law (%)	-	88.2	46.7	0.0	53.3	87.5	0.0	12.5	0.0
Medicine (%)	-	80.0	90.0	11.1	10.0	0.0	0.0	100.0	0.0
Philosophy (%)	-	88.3	82.4	10.7	17.6	33.3	25.0	41.7	0.0
All Faculties (%)	-	84.0	75.5	8.4	24.5	33.3	37.0	29.6	0.0

**Table 13.4 - North German Universities: Professional Mobility - Lifelong Professorship or New Career Paths (Division: Faculty)**

Faculty	Total # of Professors	Known Data	Professor for life	Hereof Retired	New Careers - Total	New Careers - Hereof 'The State'	New Careers - Hereof 'The Church'	New Careers - Hereof 'Other Academic'	New Careers - Hereof 'Unknown'
Theology (#)	45	44	36	1	8	1	6	1	0
Law (#)	47	42	28	3	14	12	1	1	0
Medicine (#)	35	29	26	4	3	0	0	3	0
Philosophy (#)	93	83	61	7	22	3	10	8	1
All Faculties (#)	196	175	132	13	43	16	15	11	1
Theology (%)	-	97.8	81.8	2.8	18.2	12.5	75.0	12.5	0.0
Law (%)	-	89.4	66.7	10.7	33.3	85.7	7.1	7.1	0.0
Medicine (%)	-	82.9	89.7	15.4	10.3	0.0	0.0	100.0	0.0
Philosophy (%)	-	89.2	73.5	11.5	26.5	0.0	0.0	0.0	0.0
All Faculties (%)	-	89.3	75.4	9.8	24.6	37.2	34.9	25.6	2.3

**Table 13.5 - Nordic Universities: Professional Mobility - Lifelong Professorship or New Career Paths (Division: Period)**

Period	Total # of Professors	Known Data	Professor for life	Hereof Retired	New Careers - Total	New Careers - Hereof 'The State'	New Careers - Hereof 'The Church'	New Careers - Hereof 'Other Academic'	New Careers - Hereof 'Unknown'
Out of Period (#)	19	19	17	1	1	0	1	0	0
1680-1719 (#)	145	145	97	10	35	5	25	4	1
1720-1759 (#)	200	200	118	15	52	10	32	10	0
1760-1799 (#)	228	228	159	21	48	13	21	14	0
Total, Nordic (#)	592	592	391	47	136	28	79	28	1
Out of Period (%)	-	94.7	94.4	5.9	5.6	0.0	100.0	0.0	0.0
1680-1719 (%)	-	91.0	73.5	10.3	26.5	14.3	71.4	11.4	2.9
1720-1759 (%)	-	85.0	69.4	12.7	30.6	19.2	61.5	19.2	0.0
1760-1799 (%)	-	90.8	76.8	13.2	23.2	27.1	43.8	29.2	0.0
Total, Nordic (%)	-	89.0	74.2	12.0	25.8	20.6	58.1	20.6	0.7

**Table 13.6 - Swedish Universities: Professional Mobility - Lifelong Professorship or New Career (Division: Period)**

Period	Total # of Professors	Known Data	Professor for life	Hereof Retired	New Careers - Total	New Careers - Hereof 'The State'	New Careers - Hereof 'The Church'	New Careers - Hereof 'Other Academic'	New Careers - Hereof 'Unknown'
Out of Period (#)	4	4	4	0	0	0	0	0	0
1680-1719 (#)	71	66	44	5	22	1	19	2	0
1720-1759 (#)	99	89	59	10	30	2	24	4	0
1760-1799 (#)	91	83	69	12	14	0	11	3	0
Total, Swedish (#)	265	242	176	27	66	3	54	9	0
Out of Period (%)	-	100.0	100.0	0.0	0.0	0.0	0.0	0.0	0.0
1680-1719 (%)	-	93.0	66.7	11.4	33.3	4.5	86.4	9.1	0.0
1720-1759 (%)	-	89.9	66.3	16.9	33.7	6.7	80.0	13.3	0.0
1760-1799 (%)	-	91.2	83.1	17.4	16.9	0.0	78.6	21.4	0.0
Total, Swedish (%)	-	91.3	72.7	15.3	27.3	4.5	81.8	13.6	0.0
Extended Percentage									
1680-1719, Theology	-	100.0	46.4	15.4	53.6	0.0	100.0	0.0	0.0
1720-1759, Theology	-	100.0	52.4	0.0	47.6	0.0	100.0	0.0	0.0
1760-1799, Theology	-	100.0	61.1	18.2	38.9	0.0	100.0	0.0	0.0
1680-1719, Law	-	60.0	100.0	0.0	0.0	0.0	0.0	0.0	0.0
1720-1759, Law	-	88.9	87.5	42.9	12.5	0.0	0.0	100.0	0.0
1760-1799, Law	-	70.0	100.0	0.0	0.0	0.0	0.0	0.0	0.0
1680-1719, Medicine	-	100.0	83.3	0.0	16.7	0.0	0.0	100.0	0.0
1720-1759, Medicine	-	100.0	85.7	33.3	14.3	0.0	0.0	100.0	0.0
1760-1799, Medicine	-	92.9	84.6	18.2	15.4	0.0	50.0	50.0	0.0
1680-1719, Philosophy	-	90.7	71.4	14.3	28.6	7.1	85.7	7.1	0.0
1720-1759, Philosophy	-	87.5	65.1	12.2	34.9	9.1	81.8	9.1	0.0
1760-1799, Philosophy	-	93.0	81.1	18.6	18.9	0.0	80.0	20.0	0.0



**Table 13.7 - Copenhagen University: Professional Mobility - Lifelong Professorship or New Career (Division: Period)**

Period	Total # of Professors	Known Data	Professor for life	Hereof Retired	New Careers - Total	New Careers - Hereof 'The State'	New Careers - Hereof 'The Church'	New Careers - Hereof 'Other Academic'	New Careers - Hereof 'Unknown'
Out of Period (#)	7	7	7	1	0	0	0	0	0
1680-1719 (#)	27	25	22	2	3	1	2	0	0
1720-1759 (#)	43	31	24	0	7	2	2	3	0
1760-1799 (#)	54	47	30	4	17	6	6	5	0
Total, Copenhagen (#)	131	110	83	7	27	9	10	8	0
Out of Period (%)	-	100.0	100.0	14.3	0.0	0.0	0.0	0.0	0.0
1680-1719 (%)	-	92.6	88.0	9.1	12.0	33.3	66.7	0.0	0.0
1720-1759 (%)	-	72.1	77.4	0.0	22.6	28.6	28.6	42.9	0.0
1760-1799 (%)	-	87.0	63.8	13.3	36.2	35.3	35.3	29.4	0.0
Total, Copenhagen (%)	-	84.0	75.5	8.4	24.5	33.3	37.0	29.6	0.0
Extended Percentage									
1680-1719, Theology	-	100.0	75.0	16.7	25.0	0.0	100.0	0.0	0.0
1720-1759, Theology	-	69.2	77.8	0.0	22.2	0.0	100.0	0.0	0.0
1760-1799, Theology	-	83.3	30.0	0.0	70.0	14.3	85.7	0.0	0.0
1680-1719, Law	-	100.0	50.0	0.0	50.0	100.0	0.0	0.0	0.0
1720-1759, Law	-	85.7	50.0	0.0	50.0	66.7	0.0	33.3	0.0
1760-1799, Law	-	87.5	42.9	0.0	57.1	100.0	0.0	0.0	0.0
1680-1719, Medicine	-	80.0	85.7	11.1	14.3	33.3	66.7	0.0	0.0
1720-1759, Medicine	-	80.0	81.3	0.0	18.8	33.3	0.0	66.7	0.0
1760-1799, Medicine	-	72.7	75.0	16.7	25.0	33.3	16.7	50.0	0.0
1680-1719, Philosophy	-	95.5	85.7	11.1	14.3	33.3	66.7	0.0	0.0
1720-1759, Philosophy	-	72.7	81.3	0.0	18.8	33.3	0.0	66.7	0.0
1760-1799, Philosophy	-	92.3	75.0	16.7	25.0	33.3	16.7	50.0	0.0

**Table 13.8 - North German Universities: Professional Mobility - Lifelong Professorship or New Career Paths (Division: Period)**

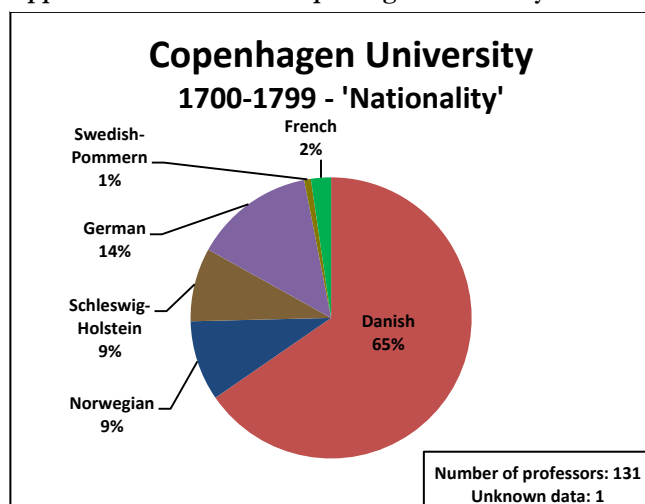
Period	Total # of Professors	Known Data	Professor for life	Hereof Retired	New Careers - Total	New Careers - Hereof 'The State'	New Careers - Hereof 'The Church'	New Careers - Hereof 'Other Academic'	New Careers - Hereof 'Unknown'
Out of Period (#)	8	7	6	0	1	0	1	0	0
1680-1719 (#)	47	41	31	3	10	3	4	2	1
1720-1759 (#)	58	50	35	5	15	6	6	3	0
1760-1799 (#)	83	77	60	5	17	7	4	6	0
Total, North-German (#)	196	175	132	13	43	16	15	11	1
Out of Period (%)	-	87.5	85.7	0.0	14.3	0.0	100.0	0.0	0.0
1680-1719 (%)	-	87.2	75.6	9.7	24.4	30.0	40.0	20.0	10.0
1720-1759 (%)	-	86.2	70.0	14.3	30.0	40.0	40.0	20.0	0.0
1760-1799 (%)	-	92.8	77.9	8.3	22.1	41.2	23.5	35.3	0.0
Total, North-German (%)	-	89.3	75.4	9.8	24.6	37.2	34.9	25.6	2.3

## NATIONALITY OF PROFESSORS, 1700-1799 (PIE CHART 1)


These pie charts show the total national composition of the body of professors at the six Nordic during the period 1700-1799. The data is based on the political entity to which the birthplace belonged. The affiliations of the different political entities to the composite states in the Nordic region should be noted. They are as follows:

National adjective	Political entity	Higher political entity
Danish	The Danish Kingdom	The Danish composite State
Norwegian	The Norwegian Kingdom	
Holstein	The Duchy of Holstein	
Schleswig	The Duchy of Schleswig	
Swedish	The Swedish Kingdom	The Swedish Kingdom
Swedish-Finnish	The Duchy of Finland	
Swedish-Estonian	The Duchy Estonia	
Swedish-Pomeranian	The Duchy Swedish-Pomerania	
German	Other German states	Holy Roman Empire
French	The Kingdom of France	The Kingdom of France
Dutch	The Dutch Republic	The Dutch Republic

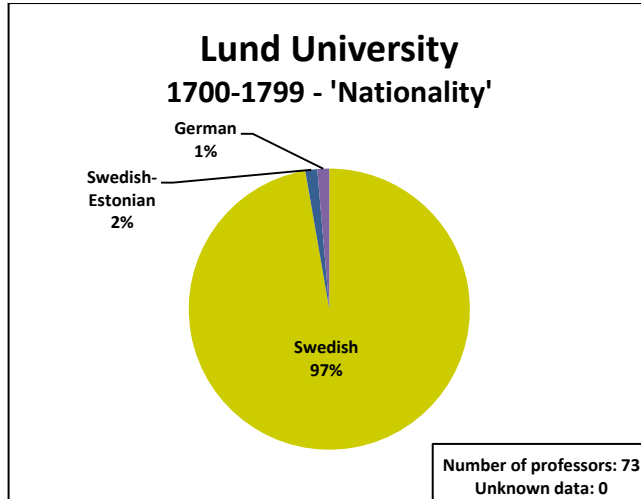
Appendix Pie Chart 1.1: Copenhagen University



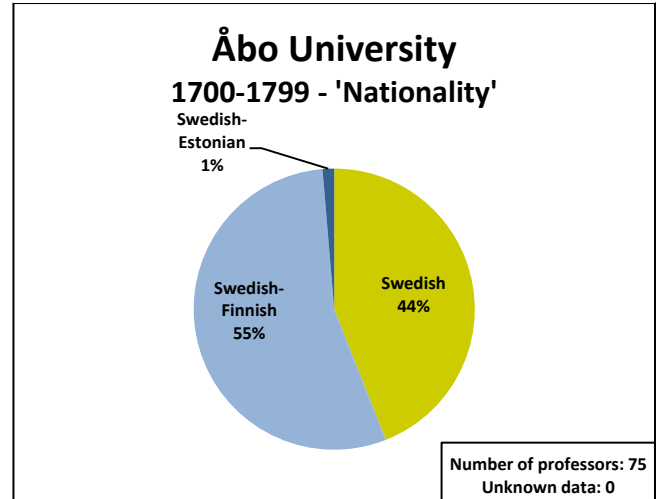
Appendix Pie Chart 1.2: Uppsala University



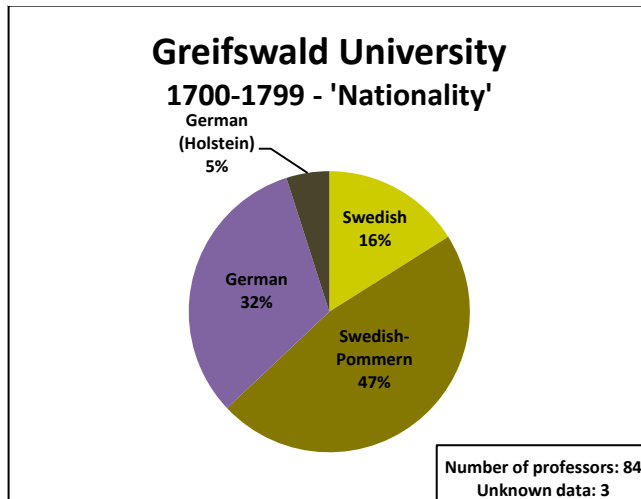
Appendix Pie Chart 1.3: Lund University



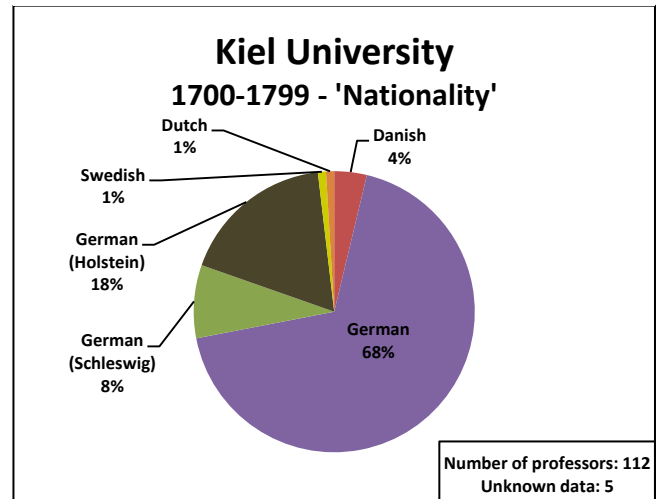
Appendix Pie Chart 1.4: Åbo University



Appendix Pie Chart 1.5: Greifswald University



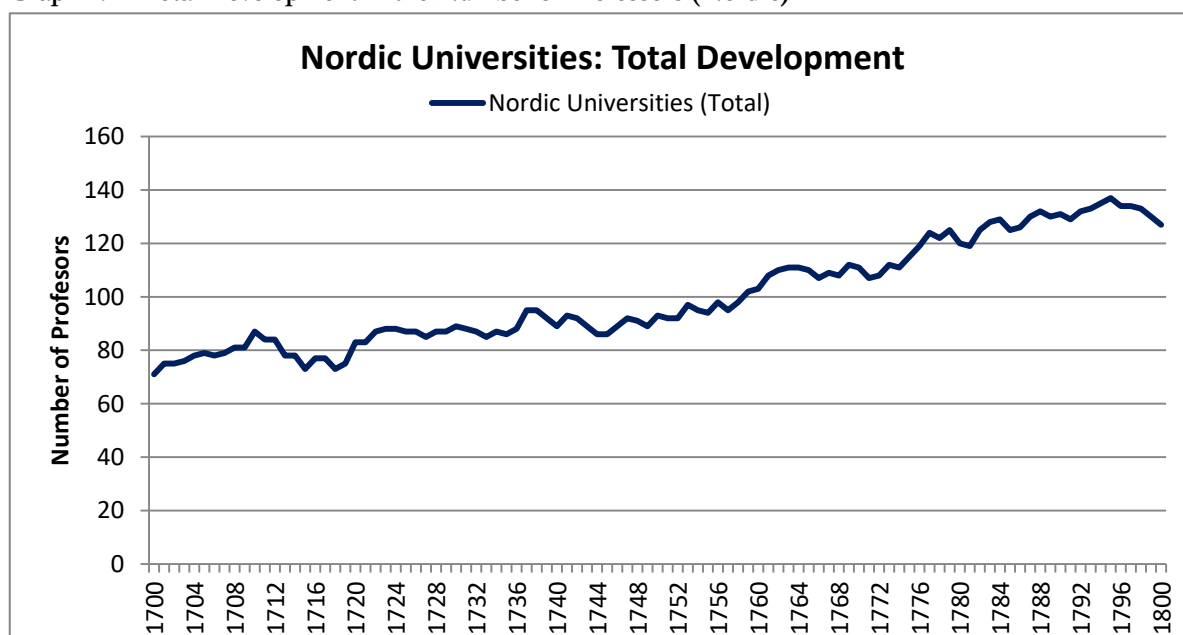
Appendix Pie Chart 1.6: Kiel University



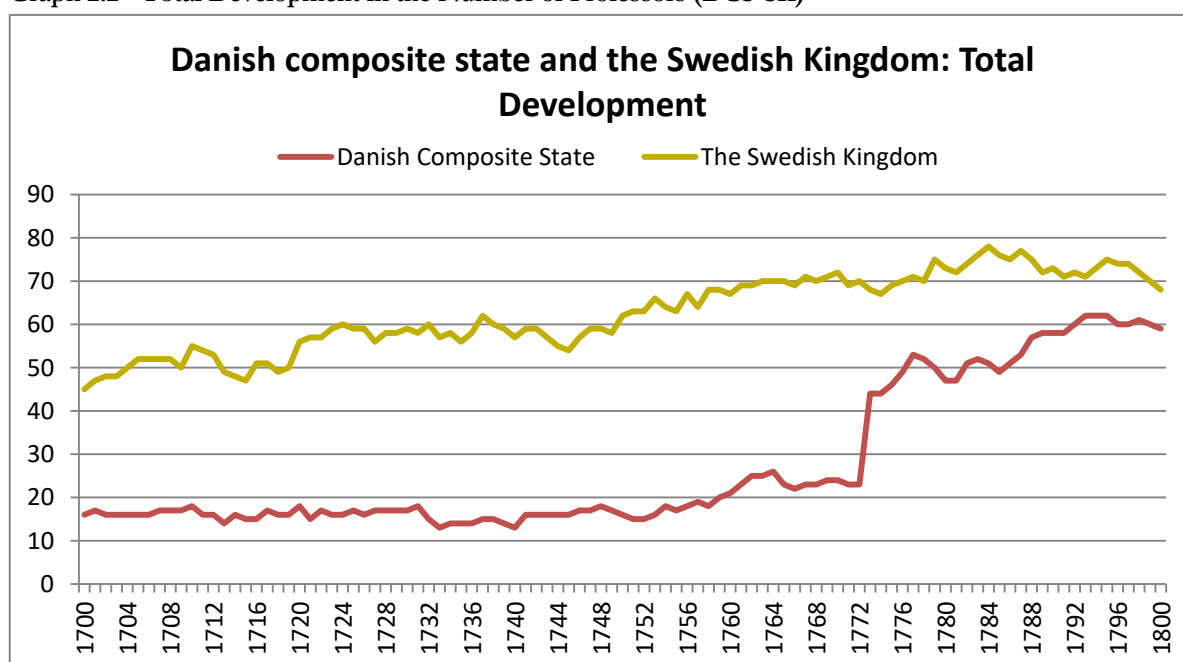
## NATIONALITY OF PROFESSORS: DEVELOPMENT 1700-1799 (GRAPHS 2)

These graphs show the numerical development of professors according to their nationality, which is defined on the basis of the political entity to which their birthplace belonged, and have been compiled and divided in various ways. This is especially the case for Copenhagen University, due its multifarious composition. For the affiliations of the political entities, see above. The abbreviations DCS and SK are used for the Danish Composite State and Swedish Kingdom, respectively.

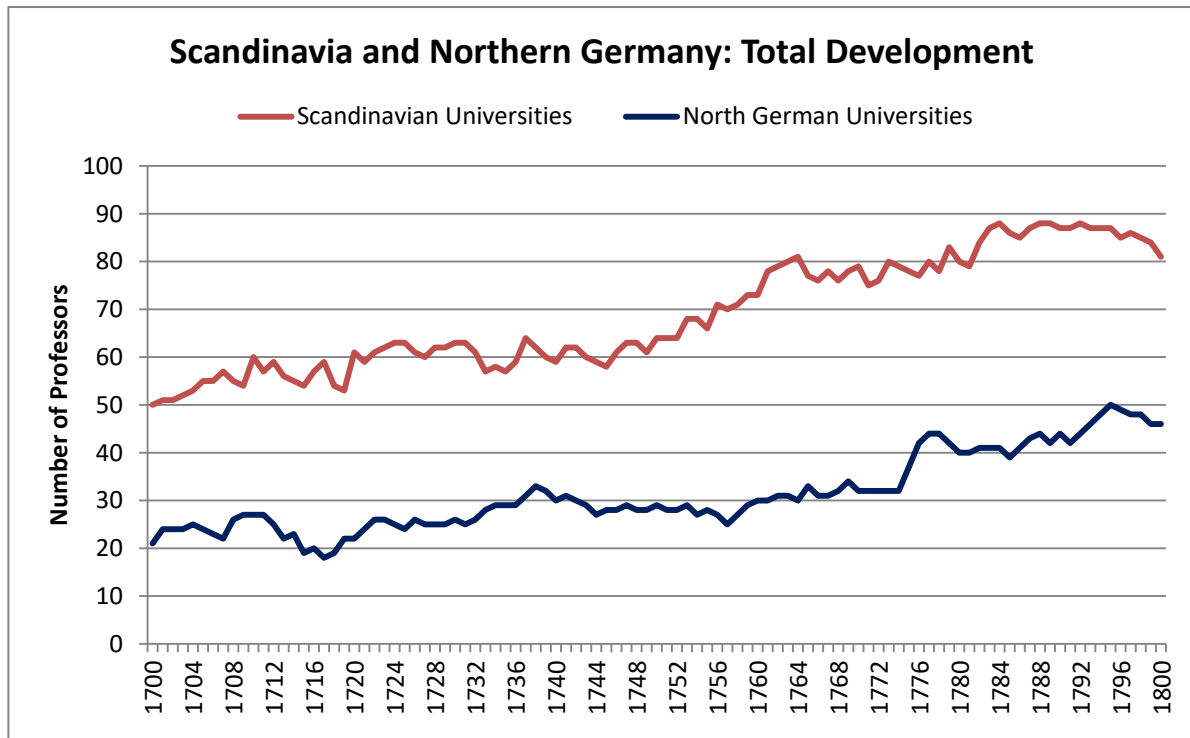
Graph 2.1 - Total Development in the Number of Professors (Nordic)



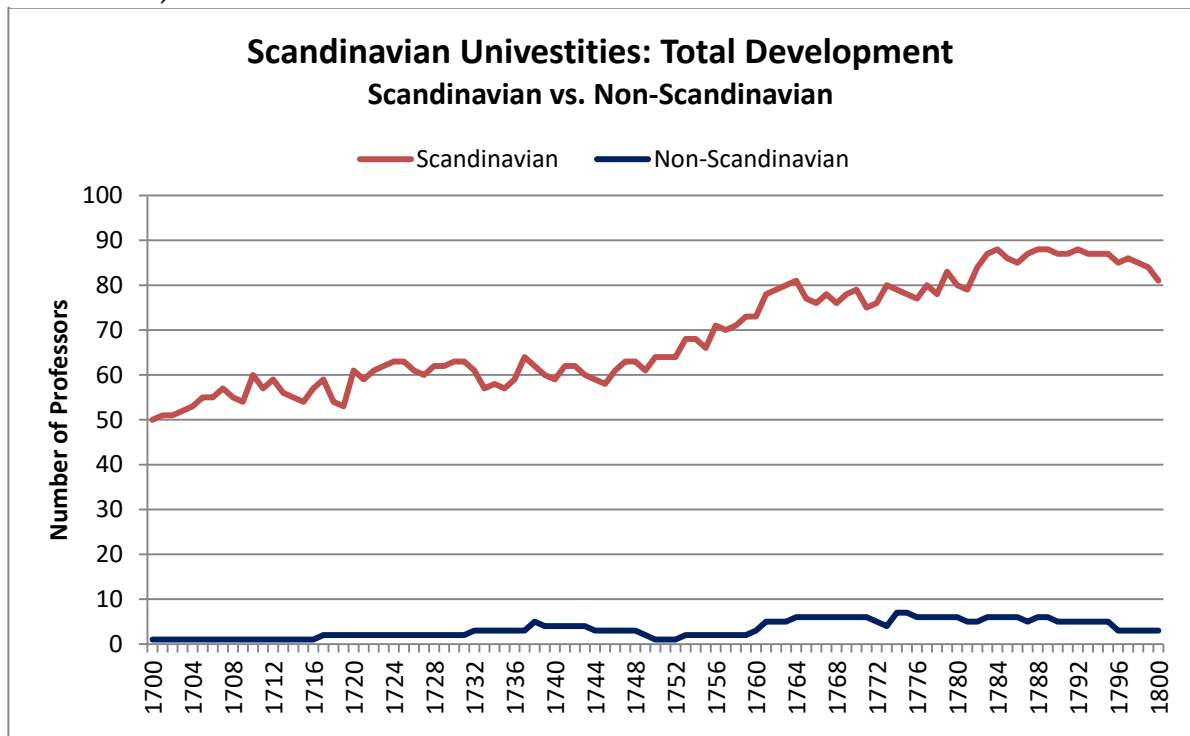
Graph 2.2 - Total Development in the Number of Professors (DCS-SK)



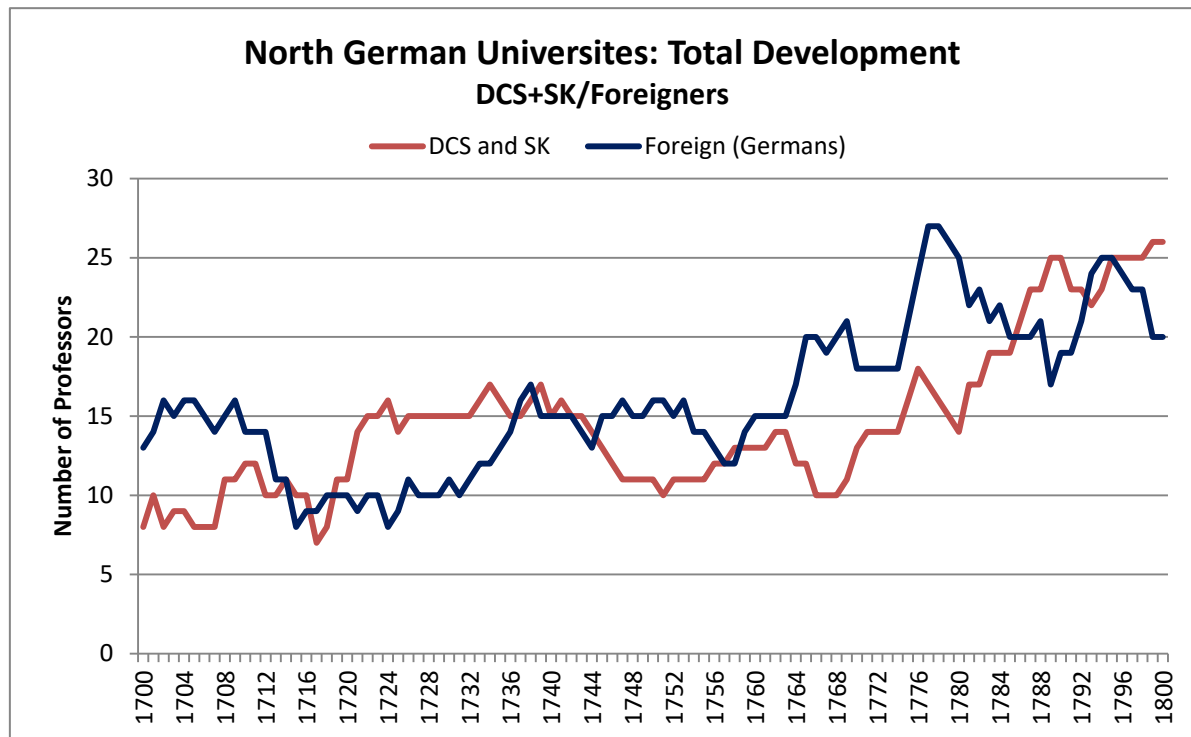
Graph 2.3 - Total Development in the Number of Professors (Scandinavia - North Germany)



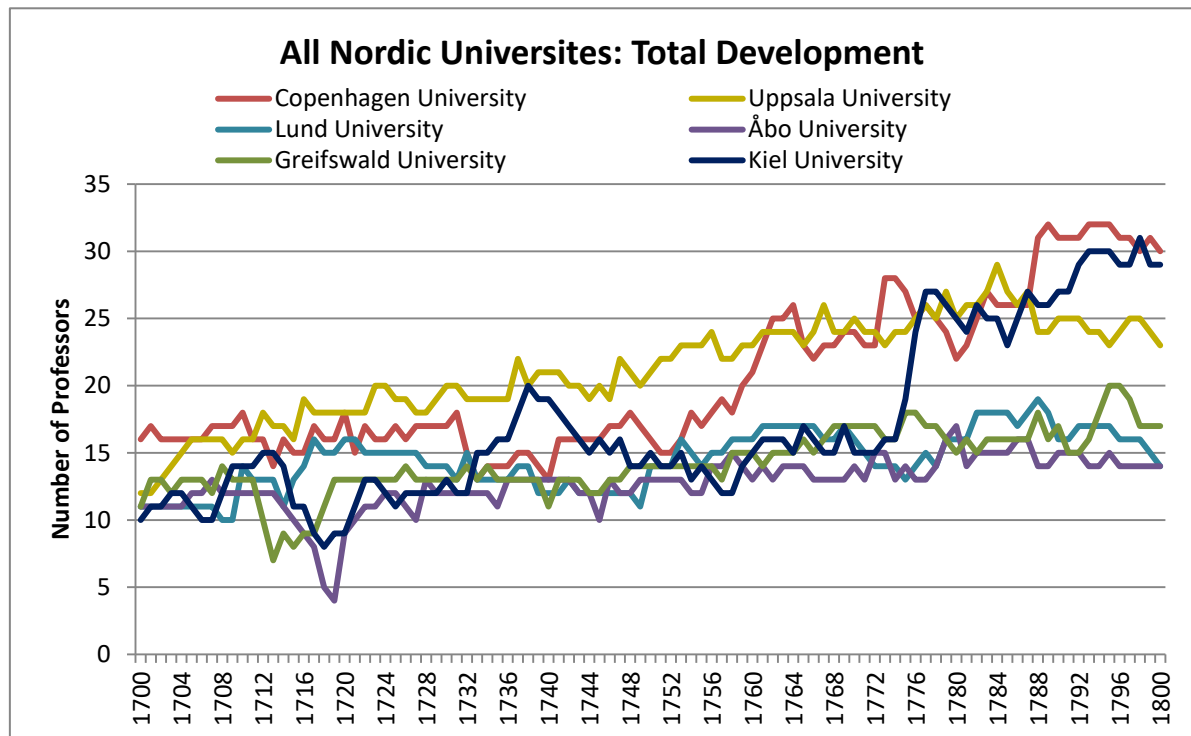
Graph 2.4 - Development in the Number of Professors, Scandinavia (Scandinavian vs. Non-Scandinavian)



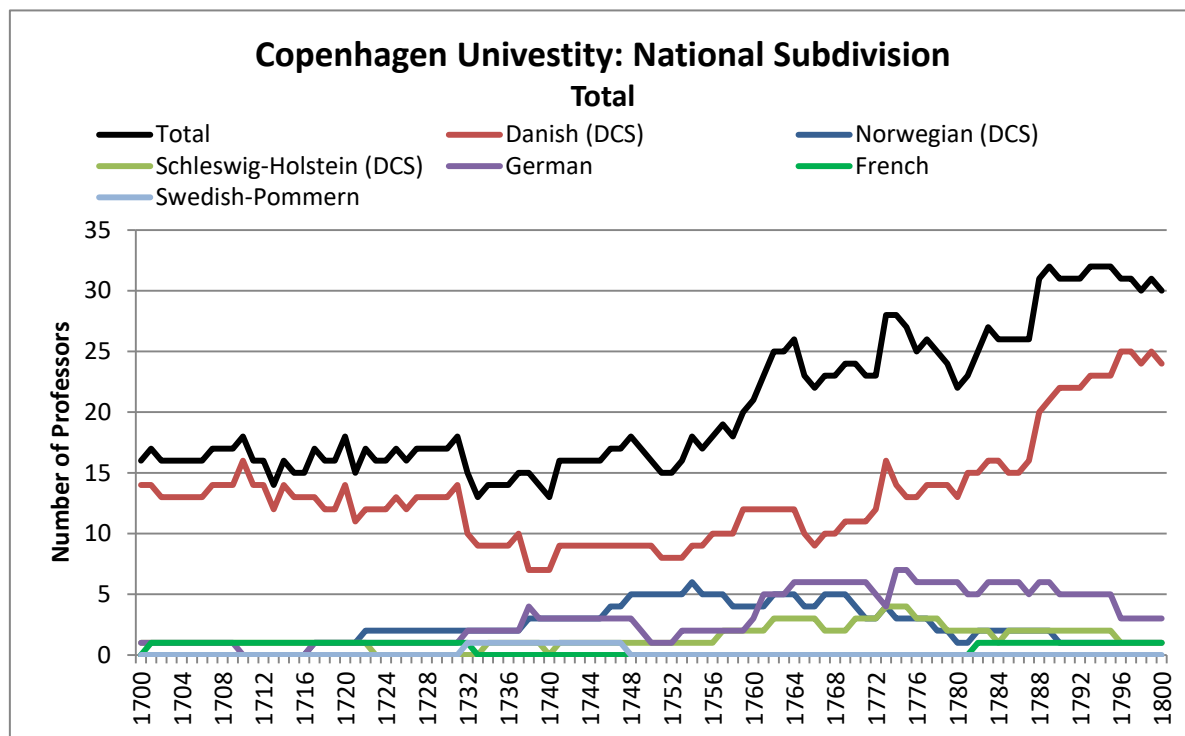
Graph 2.5 - Development in the Number of Professors, North Germany (DCS and SK vs. Foreign)



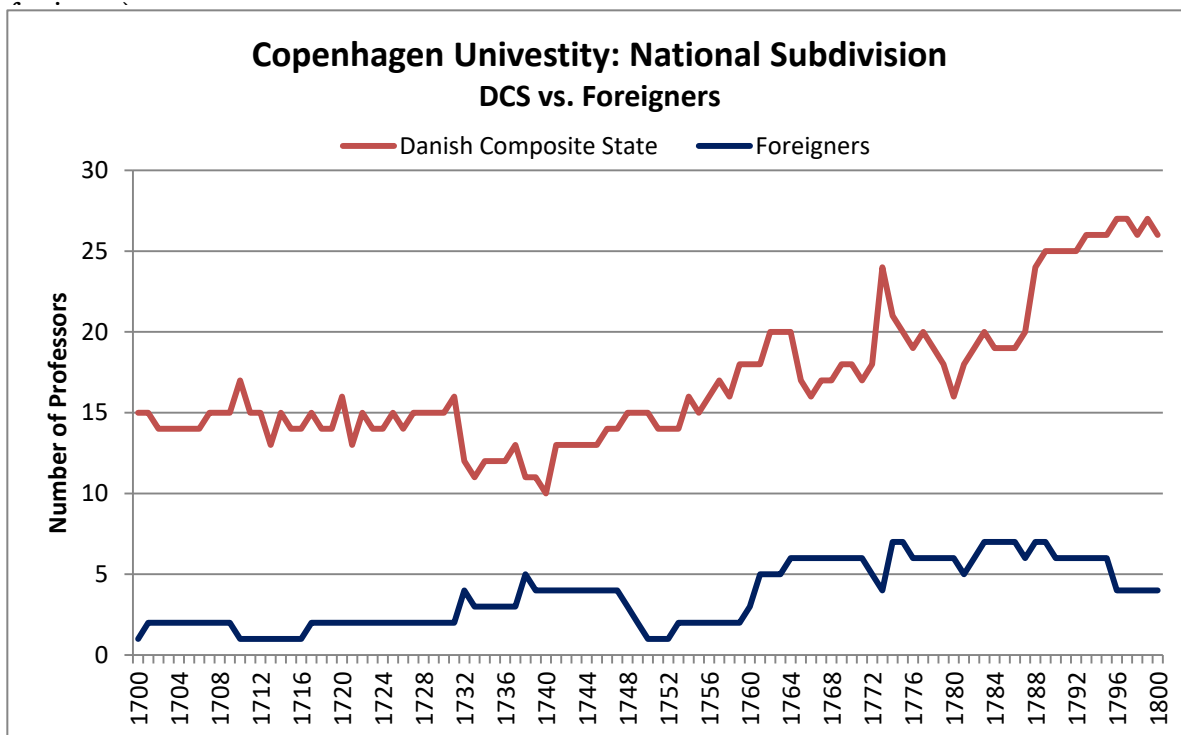
Graph 2.6 - Total Development in the Number of Professors (All Universities)



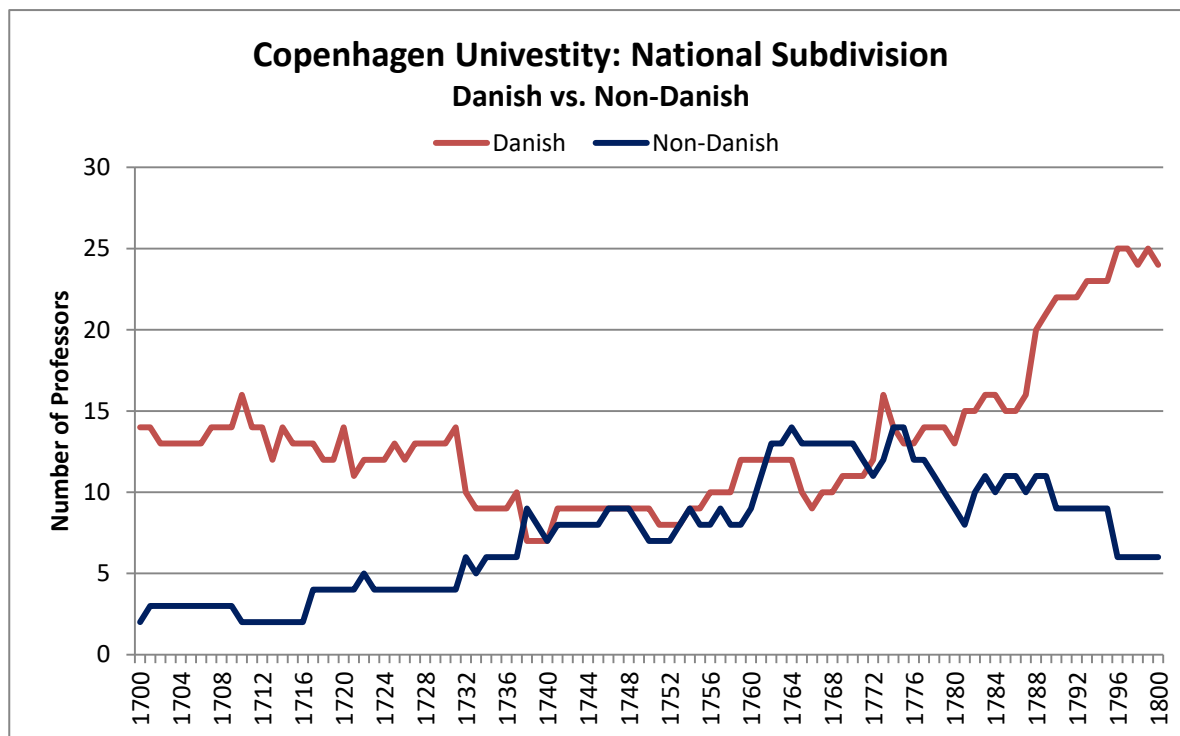
Graph 2.7 - Total Development in the Number of Professors, Copenhagen (National subdivision)



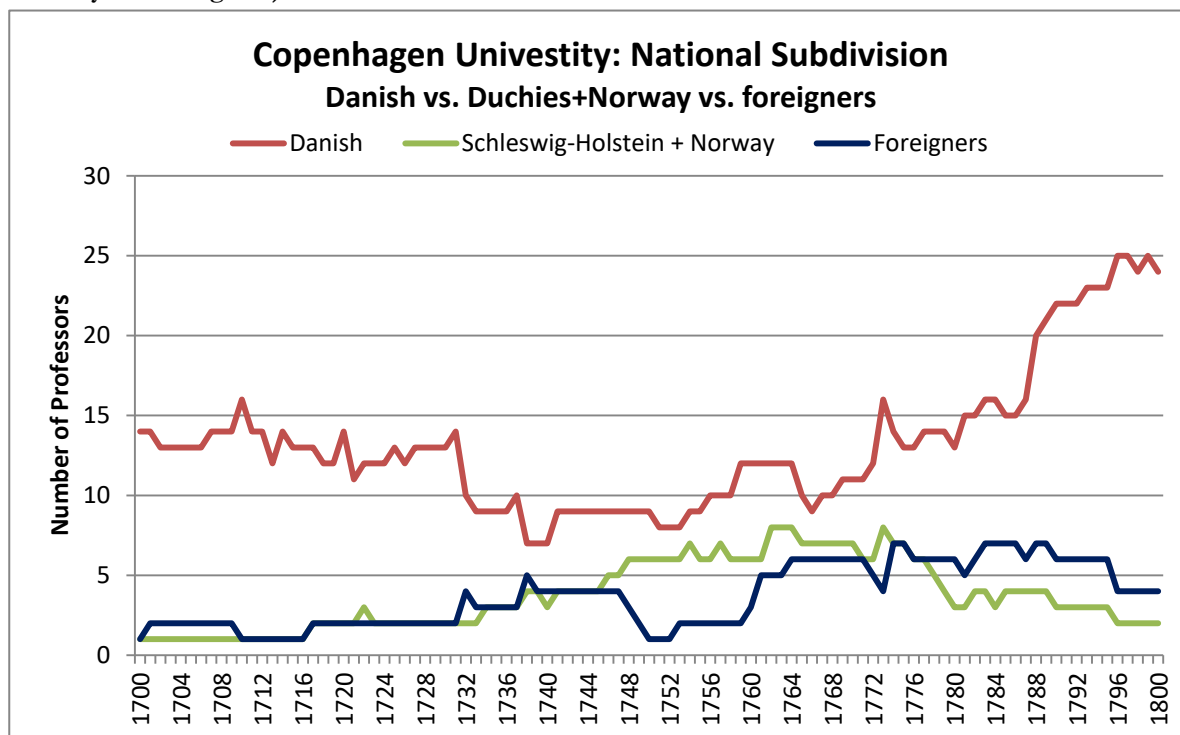
Graph 2.8 - Development in the Number of Professors, Copenhagen (Danish composite state and



Graph 2.9 - Development in the Number of Professors, Copenhagen (Danish and Non-Danish)

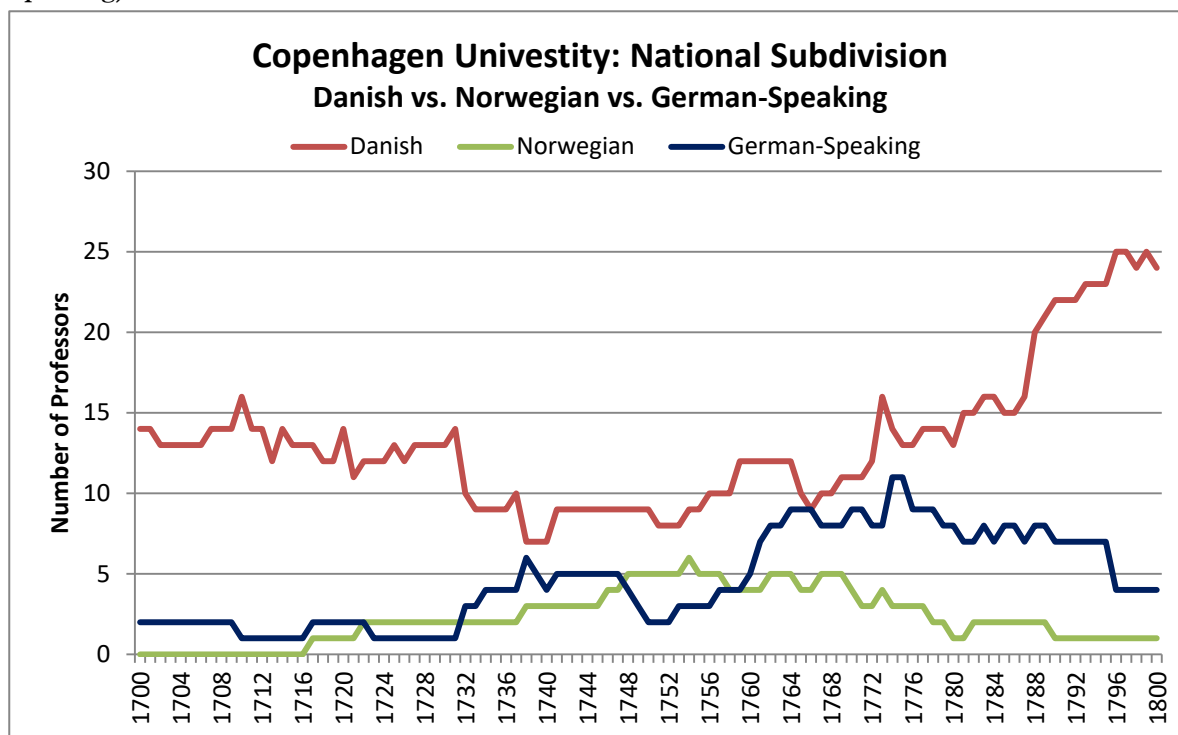


Graph 2.10 - Development in the Number of Professors, Copenhagen (Danish, Schleswig-Holstein + Norway and foreigners)

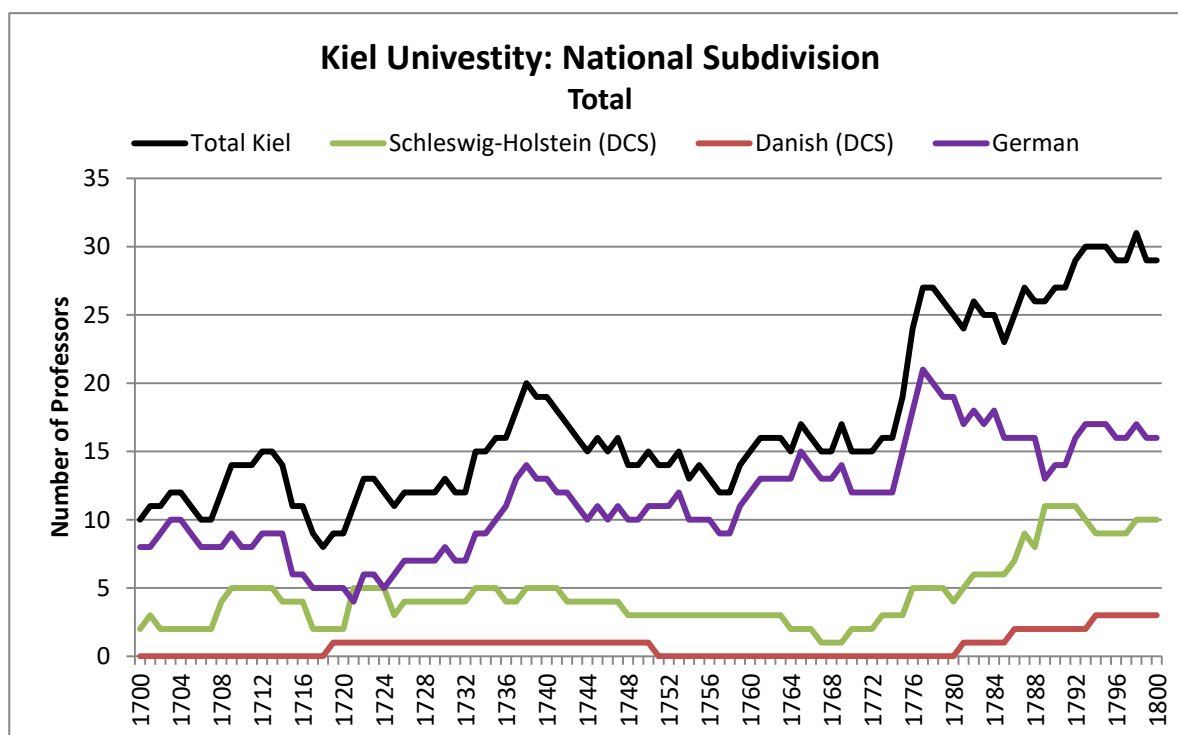




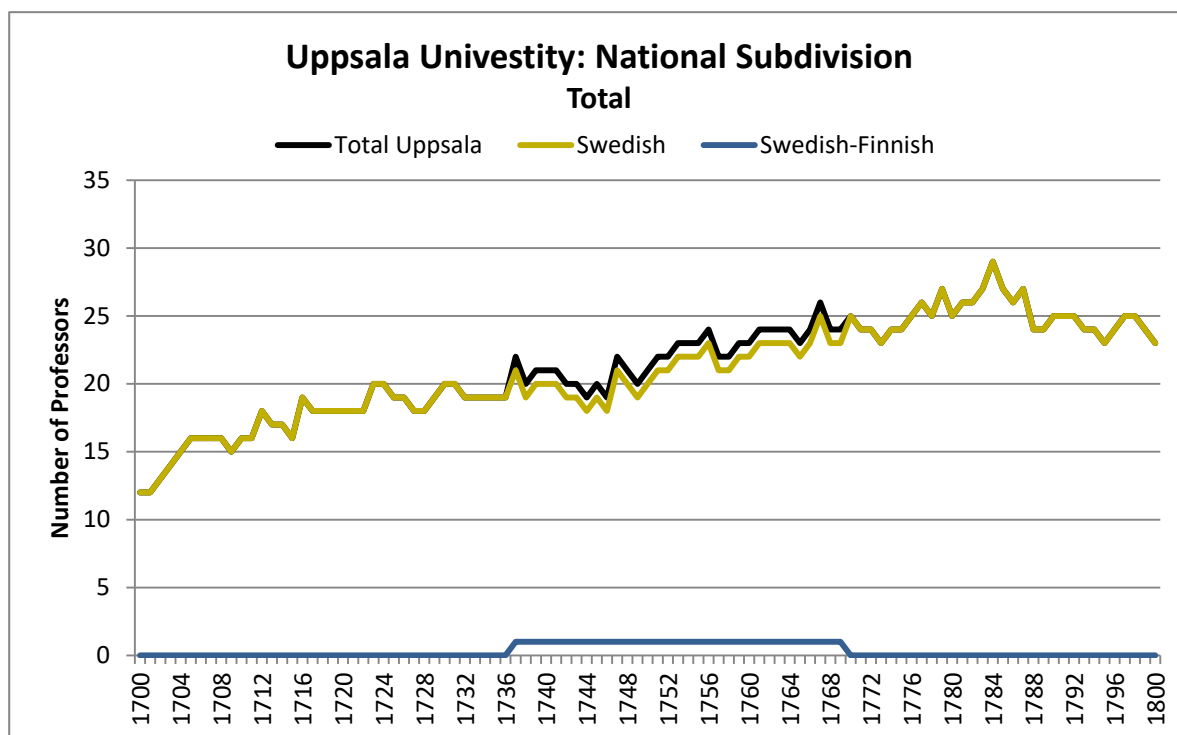
Graph 2.11 - Development in the Number of Professors, Copenhagen (Danish, Norwegian, German-speaking)



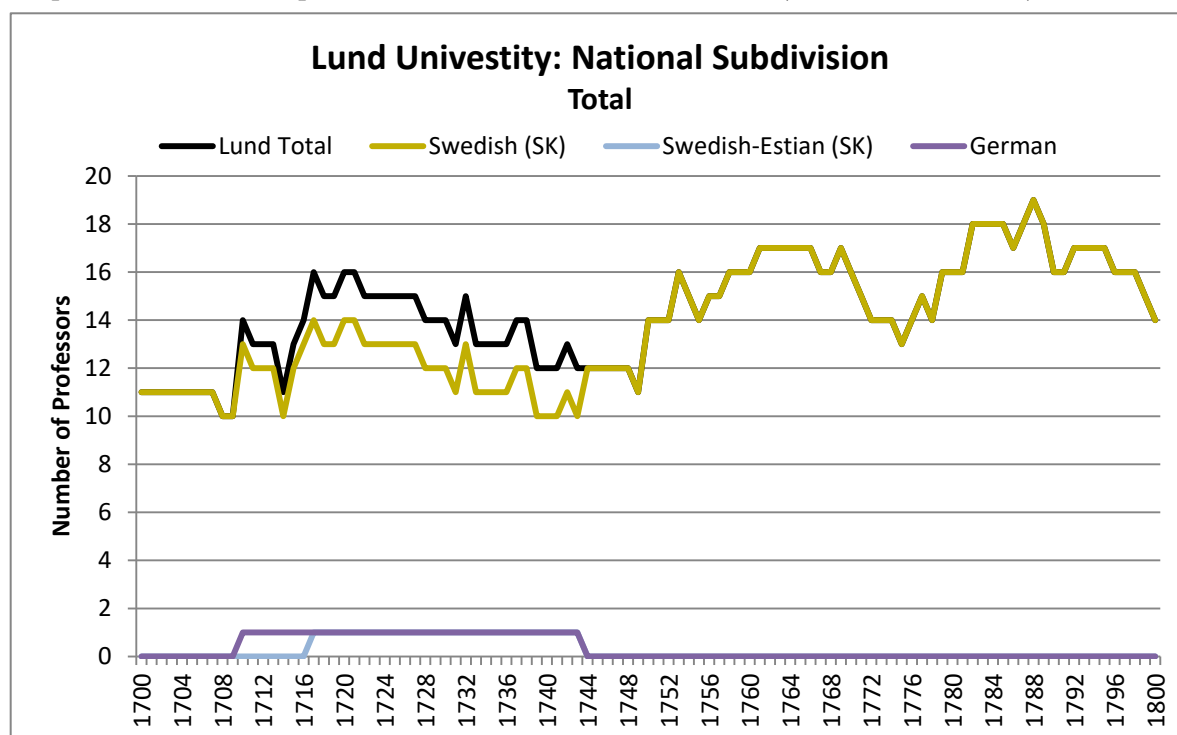
Graph 2.12 - Total Development in the Number of Professors, Kiel (National Subdivision)



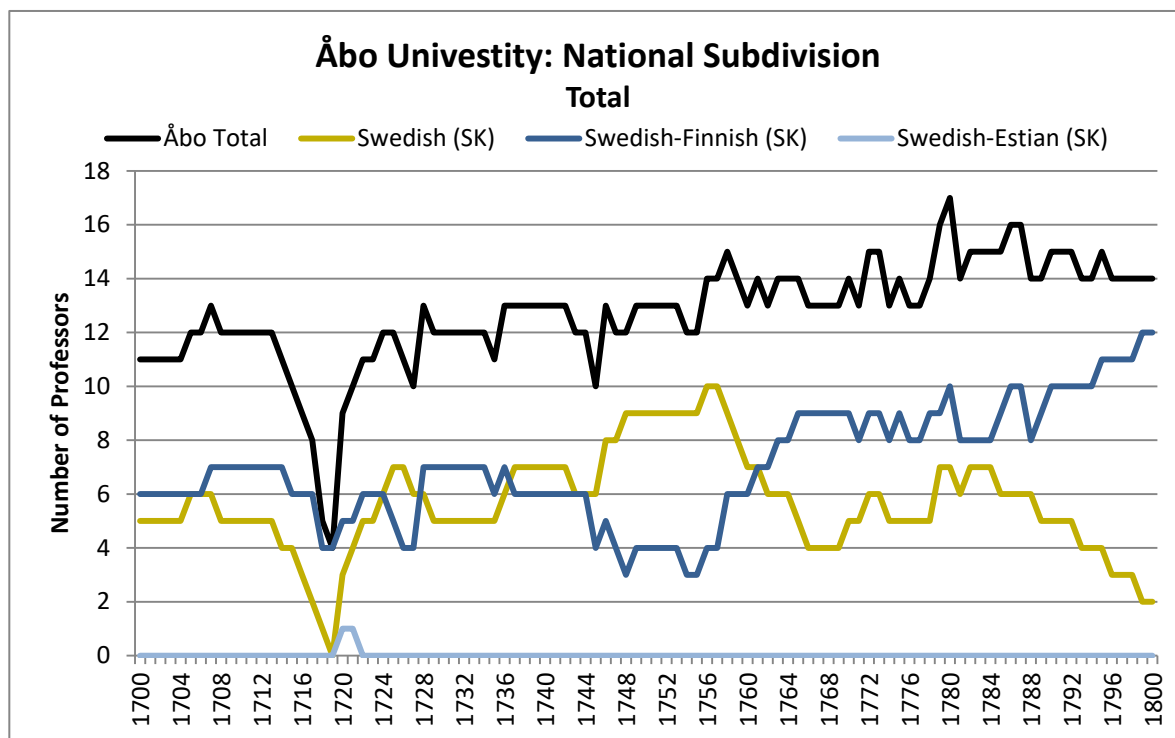
Graph 2.13 - Total Development in the Number of Professors, Uppsala (National Subdivision)



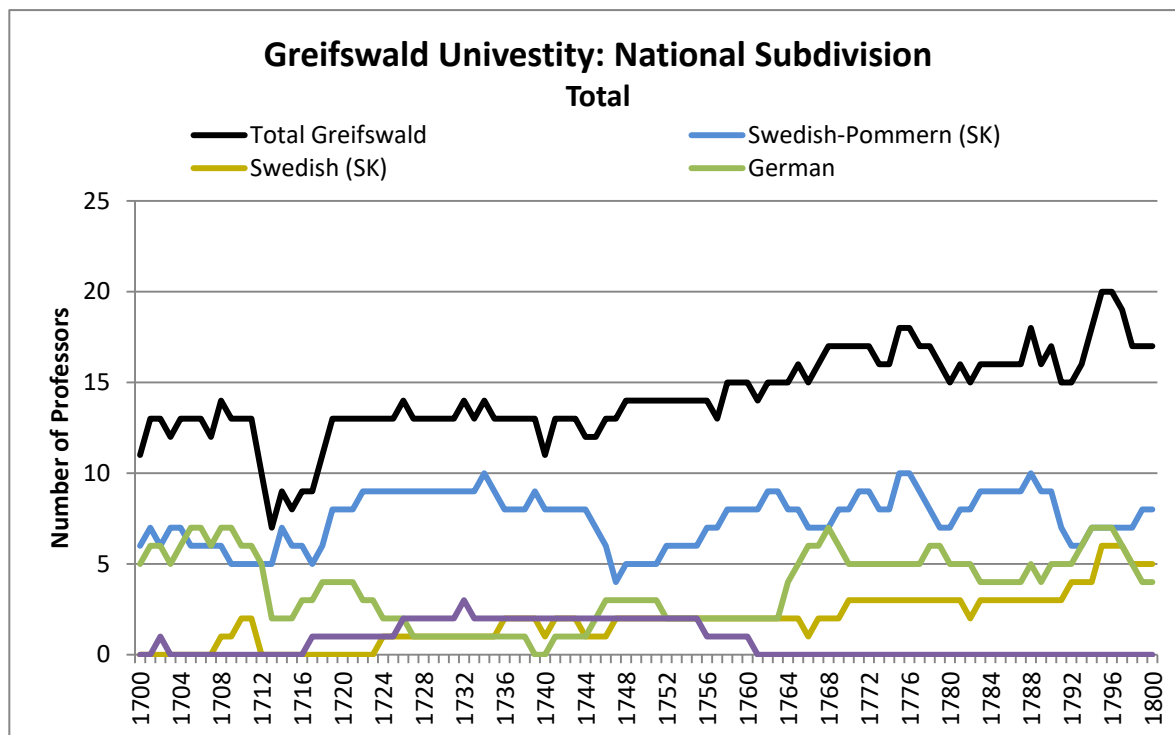
Graph 2.14 - Total Development in the Number of Professors, Lund (National Subdivision)



Graph 2.15 - Total Development in the Number of Professors Åbo, (National Subdivision)



Graph 2.16 - Total Development in the Number of Professors, Greifswald, (National Subdivision)





## PROSOPOGRAPHICAL STATISTICS – *PERIGRINATIO ACADEMICA*

### BASIC TRAVEL DATA: DIVIDED BY FACULTY (TABLE 14)

These tables address the academic travels made by the Nordic university professors, divided according to the four faculties. They show, firstly, how many of the professors had been on foreign academic travels, the average length of these travels, and whether they had travelled before they were appointed as professors, and secondly, they also show the way that these travels were funded. The data for these tables are based on the year of the scholar's travels, the period of their travels and the year of their appointment, for all of which we have good data. However, the data regarding this funding is substantially lacking (there is 63.2 % of unknown data for Scandinavian universities, and even 96.2 % for the two North German universities) and thus is subject to higher deviations and uncertainties.

Concerning the two North German universities, the total number of academic travels has, moreover, been divided into two categories, which differentiates between those conducted within and without the Holy Roman Empire. It should, furthermore, be noticed that the faculty divisions have been corrected for double chairs (professors who ascended to a different faculty). All faculties thus represent the entire university, whereas the individual faculties represent the total number of professors in that faculty

**Table 14.1 - Nordic Universities: Basic Travel Data (Divided by Faculty)**

Faculty	Total # of Professors	Peregrinationes Academica	Average Travel Length (in years)	Travel before appointment	Travel funding (Scholarship)	Travel funding ( <i>Informator</i> )	Travel funding (Private)	Travel funding (Unknown)
Theology (#)	169	83	3.8	80	22	5	0	33
Law (#)	90	41	4.8	38	3	0	3	13
Medicine (#)	87	59	3.6	55	12	0	0	27
Philosophy (#)	356	170	4.2	153	25	17	4	77
All faculties (#)	592	298	4.0	276	55	22	3	222
Theology (%)	28.5	49.1	-	96.4	26.5	6.0	0.0	39.8
Law (%)	15.2	45.6	-	92.7	7.3	0.0	7.3	31.7
Medicine (%)	14.7	67.8	-	93.2	20.3	0.0	0.0	45.8
Philosophy (%)	60.1	47.8	-	90.0	14.7	10.0	2.4	45.3
All faculties (%)	100.0	50.3	-	92.6	18.5	7.4	1.0	74.5

**Table 14.2 - Scandinavian Universities: Basic Travel Data (Divided by Faculty)**

Faculty	Total # of Professors	Peregrinationes Academica	Average Travel Length (in years)	Travel before appointment	Travel funding (Scholarship)	Travel funding ( <i>Informator</i> )	Travel funding (Private)	Travel funding (Unknown)
Theology (#)	124	58	3.8	56	22	4	0	33
Law (#)	43	16	4.8	15	3	0	0	13
Medicine (#)	52	40	3.8	37	12	0	0	27
Philosophy (#)	263	118	4.2	107	25	16	3	77
All faculties (#)	396	193	4.1	178	54	18	3	122
Theology (%)	31.3	46.8	-	96.6	37.9	6.9	0.0	56.9
Law (%)	10.9	37.2	-	93.8	18.8	0.0	0.0	81.3
Medicine (%)	13.1	76.9	-	92.5	30.0	0.0	0.0	67.5
Philosophy (%)	66.4	44.9	-	90.7	21.2	13.6	2.5	65.3
All faculties (%)	100.0	48.7	-	92.2	28.0	9.3	1.6	63.2

**Table 14.3 - Swedish Universities: Basic Travel Data (Divided by Faculty)**

Faculty	Total # of Professors	Peregrinationes Academica	Average Travel Length (in years)	Travel before appointment	Travel funding (Scholarship)	Travel funding ( <i>Informator</i> )	Travel funding (Private)	Travel funding (Unknown)
Theology (#)	90	36	3.9	34	7	3	0	27
Law (#)	26	8	4.0	7	0	0	0	8
Medicine (#)	27	20	3.5	18	4	0	0	16
Philosophy (#)	186	67	3.9	58	5	14	2	48
All faculties (#)	265	109	3.9	96	13	15	2	82
Theology (%)	34.0	40.0	-	94.4	19.4	8.3	0.0	75.0
Law (%)	9.8	30.8	-	87.5	0.0	0.0	0.0	100.0
Medicine (%)	10.2	74.1	-	90.0	20.0	0.0	0.0	80.0
Philosophy (%)	70.2	36.0	-	86.6	7.5	20.9	3.0	71.6
All faculties (%)	100.0	41.1	-	88.1	11.9	13.8	1.8	75.2

**Table 14.4 - Copenhagen University: Basic Travel Data (Divided by Faculty)**

Faculty	Total # of Professors	Peregrinationes Academica	Average Travel Length (in years)	Travel before appointment	Travel funding (Scholarship)	Travel funding ( <i>Informator</i> )	Travel funding (Private)	Travel funding (Unknown)
Theology (#)	34	22	3.7	22	15	1	0	6
Law (#)	17	8	5.4	8	3	0	0	5
Medicine (#)	25	20	4.1	19	8	0	0	11
Philosophy (#)	77	51	4.7	49	20	2	1	29
All faculties (#)	131	84	4.3	82	41	3	1	40
Theology (%)	26.0	64.7	-	100.0	68.2	4.5	0.0	27.3
Law (%)	13.0	47.1	-	100.0	37.5	0.0	0.0	62.5
Medicine (%)	19.1	80.0	-	95.0	40.0	0.0	0.0	55.0
Philosophy (%)	58.8	66.2	-	96.1	39.2	3.9	2.0	56.9
All faculties (%)	100.0	64.1	-	97.6	48.8	3.6	1.2	47.6

**Table 14.5 - North German Universities: Basic Travel Data (Divided by Faculty)**

Faculty	Total # of Professors	Travels (outside the Holy Roman Empire)	Travels (in the Holy Roman Empire)	Travels (Total)	Average Travel Length (in years)	Travel before appointment	Travel funding (Scholarship)	Travel funding ( <i>Informator</i> )	Travel funding (Private)	Travel funding (Unknown)
Theology (#)	45	10	15	25	3.2	24	1	0	0	24
Law (#)	47	7	18	25	4.8	23	0	3	0	22
Medicine (#)	35	10	9	19	2.9	18	0	0	0	19
Philosophy (#)	93	18	34	52	3.6	46	1	1	0	50
All faculties (#)	196	38	67	105	3.6	98	1	4	0	100
Theology (%)	23.0	22.2	33.3	55.6	-	96.0	4.0	0.0	0.0	96.0
Law (%)	24.0	14.9	38.3	53.2	-	92.0	0.0	12.0	0.0	88.0
Medicine (%)	17.9	28.6	25.7	54.3	-	94.7	0.0	0.0	0.0	100.0
Philosophy (%)	47.4	19.4	36.6	55.9	-	88.5	1.9	1.9	0.0	96.2
All faculties (%)	100.0	19.4	34.2	53.6	-	93.3	1.0	3.8	0.0	95.2

## BASIC TRAVEL DATA: DIVIDED BY SCHOLARLY DISCIPLINE (TABLE 15)

These tables deal with the same data as the above-shown tables on basic travel data (Table 14), but instead of dividing the data according to faculties, the data has here been divided according to scholarly discipline. The reason for this is that whereas the three higher faculties are rather delimited in its scholarly discipline the Faculty of Philosophy contains many different fields of studies. A division according to scholarly discipline is basically a division of the Faculty of Philosophy into scholarly disciplines which were connected to the three higher faculties. The three scholarly disciplines are thus constructed categories and contain the following chairs:

Scholarly Discipline	Examples of chairs	Faculties
Theology and Classics	Theology, Latin, Eloquence, Orientals, Greek, Historia Litteraria, Metaphysics, Ethics, Philosophy (Theoretical), Poetics, Aesthetics, Philology, Morals	Faculty of Theology + a breakdown of the Faculty of Philosophy
Natural Philosophy	Medicine, Mathematics, Astronomy, Physics, Experimental Physics, Chemistry, Logic, Natural History, Botany	Faculty of Medicine + a breakdown of the Faculty of Philosophy
Law and Politics	Law, Economics, Cameralism, Politics, History, Geography, Statistics, Philosophy (Practical), Rhetoric	Faculty of Law + a breakdown of the Faculty of Philosophy

Table 15.1 - Nordic Universities: Basic Travel Data (Divided by scholarly discipline)

Scholarly Discipline	Total # of Professors	<i>Peregrinationes Academica</i>	Average Travel Length (in years)	Travel before appointment	Travel funding (Scholarship)	Travel funding ( <i>Informator</i> )	Travel funding (Private)	Travel funding (Unknown)
Theology and Classics (#)	281	144	4.0	133	29	16	1	57
Natural Philosophy (#)	207	115	3.9	105	21	4	3	58
Law and Politics (#)	165	75	4.7	71	7	2	5	25
All disciplines (#)	592	298	4.0	276	54	19	7	122
Theology and Classics (%)	47.5	51.2	-	92.4	20.1	11.1	0.7	39.6
Natural Philosophy (%)	35.0	55.6	-	91.3	18.3	3.5	2.6	50.4
Law and Politics (%)	27.9	45.5	-	94.7	9.3	2.7	6.7	33.3
All disciplines (%)	100.0	50.3	-	92.6	18.1	6.4	2.3	40.9



**Table 15.2 - Scandinavian Universities: Basic Travel Data (Divided by scholarly discipline)**

Scholarly Discipline	Total # of Professors	<i>Peregrinationes Academica</i>	Average Travel Length (in years)	Travel before appointment	Travel funding (Scholarship)	Travel funding ( <i>Informator</i> )	Travel funding (Private)	Travel funding (Unknown)
Theology and Classics (#)	199	98	3.8	92	29	15	0	57
Natural Philosophy (#)	148	85	4.8	77	21	4	3	58
Law and Politics (#)	93	34	3.8	32	7	2	1	25
All disciplines (#)	396	193	4.1	178	54	18	3	122
Theology and Classics (%)	50.3	49.2	-	93.9	29.6	15.3	0.0	58.2
Natural Philosophy (%)	37.4	57.4	-	90.6	24.7	4.7	3.5	68.2
Law and Politics (%)	23.5	36.6	-	94.1	20.6	5.9	2.9	73.5
All disciplines (%)	100.0	48.7	-	92.2	28.0	9.3	1.6	63.2

**Table 15.3 - Swedish Universities: Basic Travel Data (Divided by scholarly discipline)**

Scholarly Discipline	Total # of Professors	<i>Peregrinationes Academica</i>	Average Travel Length (in years)	Travel before appointment	Travel funding (Scholarship)	Travel funding ( <i>Informator</i> )	Travel funding (Private)	Travel funding (Unknown)
Theology and Classics (#)	141	61	4.1	55	7	12	0	43
Natural Philosophy (#)	98	46	3.7	40	7	4	2	35
Law and Politics (#)	64	17	4.4	15	0	1	0	16
All disciplines (#)	265	109	3.9	96	13	15	2	82
Theology and Classics (%)	53.2	43.3	-	90.2	11.5	19.7	0.0	70.5
Natural Philosophy (%)	37.0	46.9	-	87.0	15.2	8.7	4.3	76.1
Law and Politics (%)	24.2	26.6	-	88.2	0.0	5.9	0.0	94.1
All disciplines (%)	100.0	41.1	-	88.1	11.9	13.8	1.8	75.2

**Table 15.4 - Copenhagen Universities: Basic Travel Data (Divided by scholarly discipline)**

Scholarly Discipline	Total # of Professors	<i>Peregrinationes Academica</i>	Average Travel Length (in years)	Travel before appointment	Travel funding (Scholarship)	Travel funding ( <i>Informator</i> )	Travel funding (Private)	Travel funding (Unknown)
Theology and Classics (#)	58	37	4.0	37	22	3	0	14
Natural Philosophy (#)	50	39	4.3	37	14	0	1	23
Law and Politics (#)	29	17	5.3	17	7	1	1	9
All disciplines (#)	131	84	4.3	82	41	3	1	40
Theology and Classics (%)	44.3	63.8	-	100.0	59.5	8.1	0.0	37.8
Natural Philosophy (%)	38.2	78.0	-	94.9	35.9	0.0	2.6	59.0
Law and Politics (%)	22.1	58.6	-	100.0	41.2	5.9	5.9	52.9
All disciplines (%)	100.0	64.1	-	97.6	48.8	3.6	1.2	47.6

**Table 15.5 - North German Universities: Basic Travel Data (Divided by scholarly discipline)**

Scholarly Discipline	Total # of Professors	Travels (outside the Holy Roman Empire)	Travels (in the Holy Roman Empire)	Travels (Total)	Average Travel Length (in years)	Travel before appointment	Travel funding (Scholarship)	Travel funding ( <i>Informator</i> )	Travel funding (Private)	Travel funding (Unknown)
Theology and Classics (#)	82	17	29	46	3.6	41	1	1	0	44
Natural Philosophy (#)	59	11	19	30	2.9	28	0	0	0	30
Law and Politics (#)	72	15	26	41	4.1	39	0	4	0	37
All disciplines (#)	196	38	67	105	3.6	98	1	4	0	100
Theology and Classics (%)	41.8	20.7	35.4	56.1	-	89.1	2.2	2.2	0.0	95.7
Natural Philosophy (%)	30.1	18.6	32.2	50.8	-	93.3	0.0	0.0	0.0	100.0
Law and Politics (%)	36.7	20.8	36.1	56.9	-	95.1	0.0	9.8	0.0	90.2
All disciplines (%)	100.0	19.4	34.2	53.6	-	93.3	1.0	3.8	0.0	95.2

**TRAVEL DESTINATIONS: DIVIDED BY FACULTY (TABLE 16, PIE CHART 2, BAR CHART 1, MAP 2)**

---

These following tables, pie charts, bar charts and maps approach the academic travel destinations in different ways. The tables provide a numerical and percentage overview of the travel destinations. These numbers are, firstly, represented in a pie chart, showing the total percentage division of all travel destinations according to the geopolitical entity. Secondly, the bar charts, deepens these numbers by; a) dividing the geo-political destinations according to faculty and in relation to the total number of travels, thus demonstrating the travel activities and their destinations according to the entire university or compilations of universities; and by b) dividing the geo-political destinations according to faculty but this time in relation to each faculty, thus showing destinations and the travel activities within each faculty.

Numbers and representations of the academic travel destinations have been made for Scandinavia (Copenhagen, Uppsala, Lund and Åbo), Sweden (Uppsala, Lund and Åbo), Copenhagen and North Germany (Kiel and Greifswald). The used abbreviations are: the Danish composite State (DCS), The Swedish Kingdom (SK), Switzerland (CH), The Dutch Republic (NL), and Austria (AU).

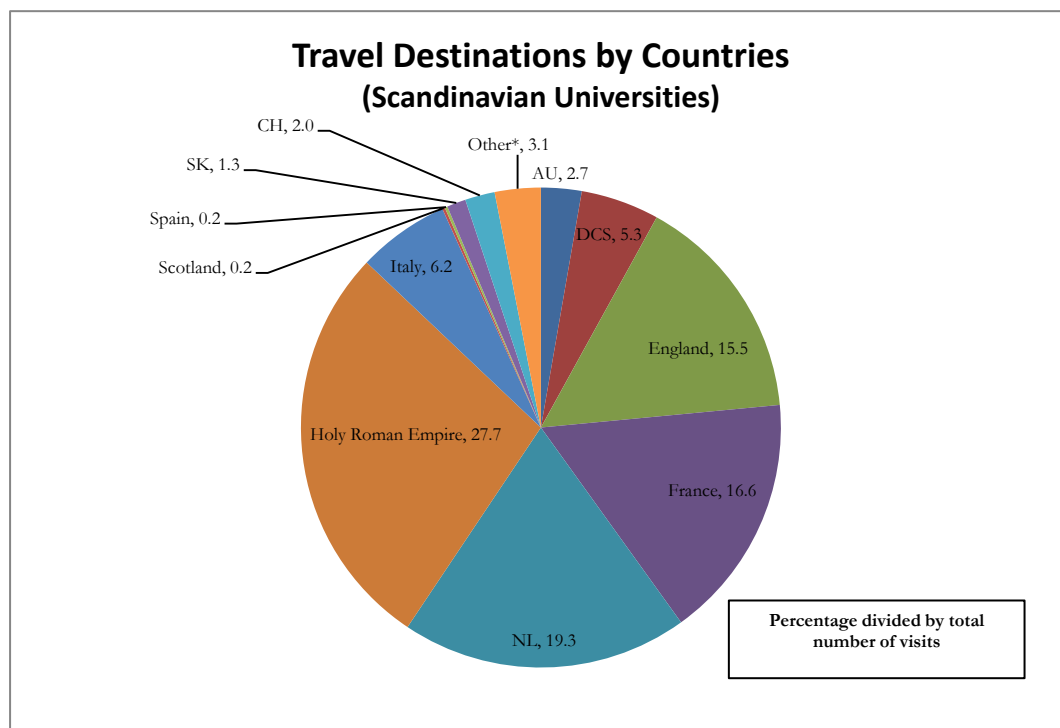
## Scandinavian Universities (Copenhagen, Uppsala, Lund and Åbo)

Table 16.1 - Scandinavian Universities: Travel Destinations, Number of Visits by Country

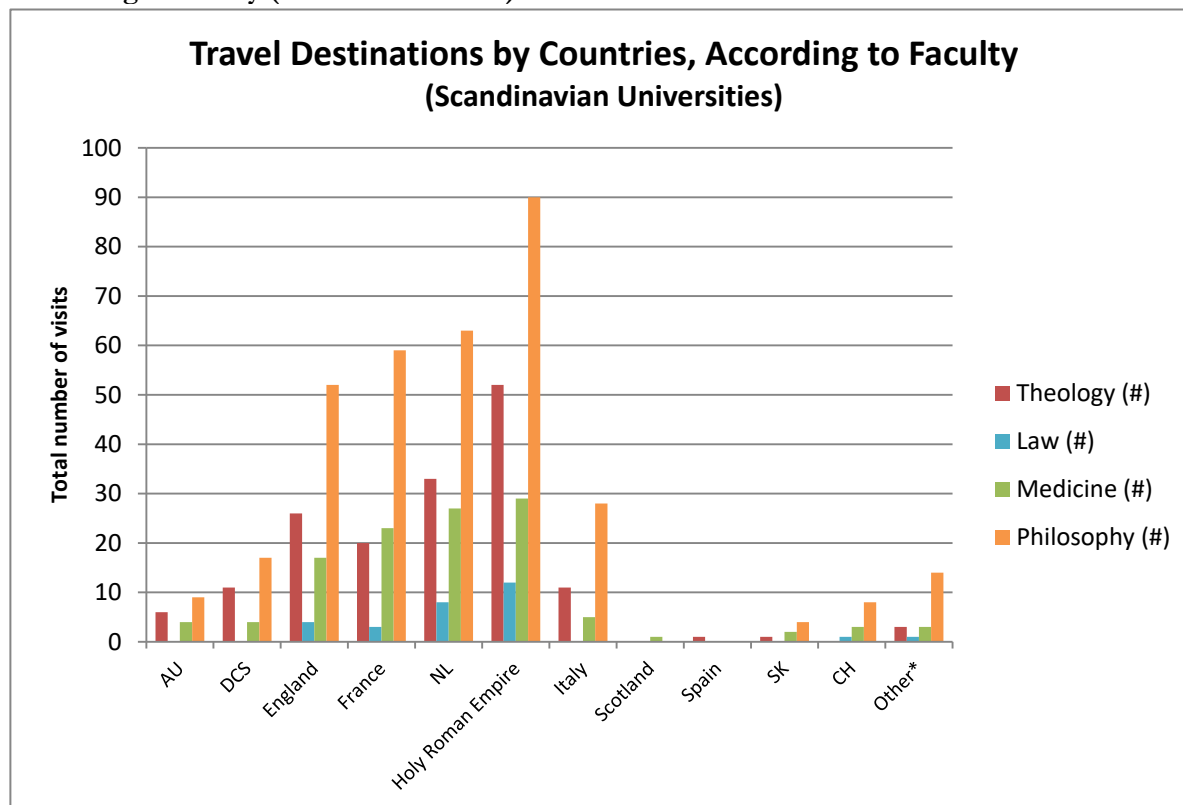
Faculty	Total Number of Professors	Total number of Travels	Total number of visited countries	AU	DCS	England	France	NL	Holy Roman Empire	Italy	Scotland	Spain	SK	CH	Other*
Theology (#)	110	58	164	6	11	26	20	33	52	11	0	1	1	0	3
Law (#)	42	16	29	0	0	4	3	8	12	0	0	0	0	1	1
Medicine (#)	51	40	118	4	4	17	23	27	29	5	1	0	2	3	3
Philosophy (#)	230	118	344	9	17	52	59	63	90	28	0	0	4	8	14
All faculties (#)	396	193	549	15	29	85	91	106	152	34	1	1	7	11	17
Percentage divided by the total number of visits															
Theology (%)	100.0	52.7	NN	3.7	6.7	15.9	12.2	20.1	31.7	6.7	0.0	0.6	0.6	0.0	1.8
Law (%)	100.0	38.1	NN	0.0	0.0	13.8	10.3	27.6	41.4	0.0	0.0	0.0	0.0	3.4	3.4
Medicine (%)	100.0	78.4	NN	3.4	3.4	14.4	19.5	22.9	24.6	4.2	0.8	0.0	1.7	2.5	2.5
Philosophy (%)	100.0	51.3	NN	2.6	4.9	15.1	17.2	18.3	26.2	8.1	0.0	0.0	1.2	2.3	4.1
All faculties (%)	100.0	48.7	NN	2.7	5.3	15.5	16.6	19.3	27.7	6.2	0.2	0.2	1.3	2.0	3.1
Percentage according to total number of travels															
Theology (%)	100.0	52.7	NN	10.3	19.0	44.8	34.5	56.9	89.7	19.0	0.0	1.7	1.7	0.0	5.2
Law (%)	100.0	38.1	NN	0.0	0.0	25.0	18.8	50.0	75.0	0.0	0.0	0.0	0.0	6.3	6.3
Medicine (%)	100.0	78.4	NN	10.0	10.0	42.5	57.5	67.5	72.5	12.5	2.5	0.0	5.0	7.5	7.5
Philosophy (%)	100.0	51.3	NN	7.6	14.4	44.1	50.0	53.4	76.3	23.7	0.0	0.0	3.4	6.8	11.9
All faculties (%)	100.0	48.7	NN	7.8	15.0	44.0	47.2	54.9	78.8	17.6	0.5	0.5	3.6	5.7	8.8

\*Other includes: Romania, Ottoman Empire,

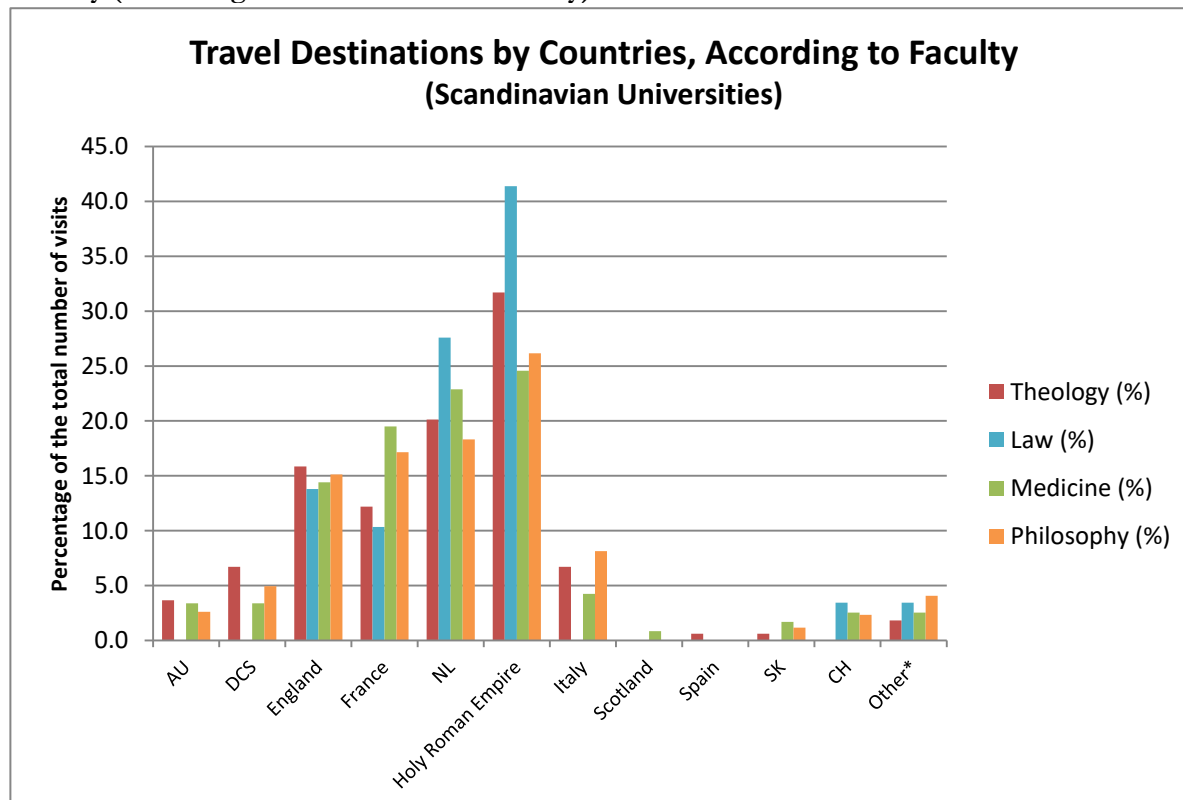
Pie Chart 2.1 - Scandinavian Universities: Travel Destinations by Countries



Bar Chart 1.1 - Scandinavian Universities (1671-1790): Travel Destinations by Countries, According to faculty (Absolute numbers)



Bar Chart 1.2 - Scandinavian Universities: Travel Destinations by Countries, According to Faculty (Percentage in relation to each faculty)

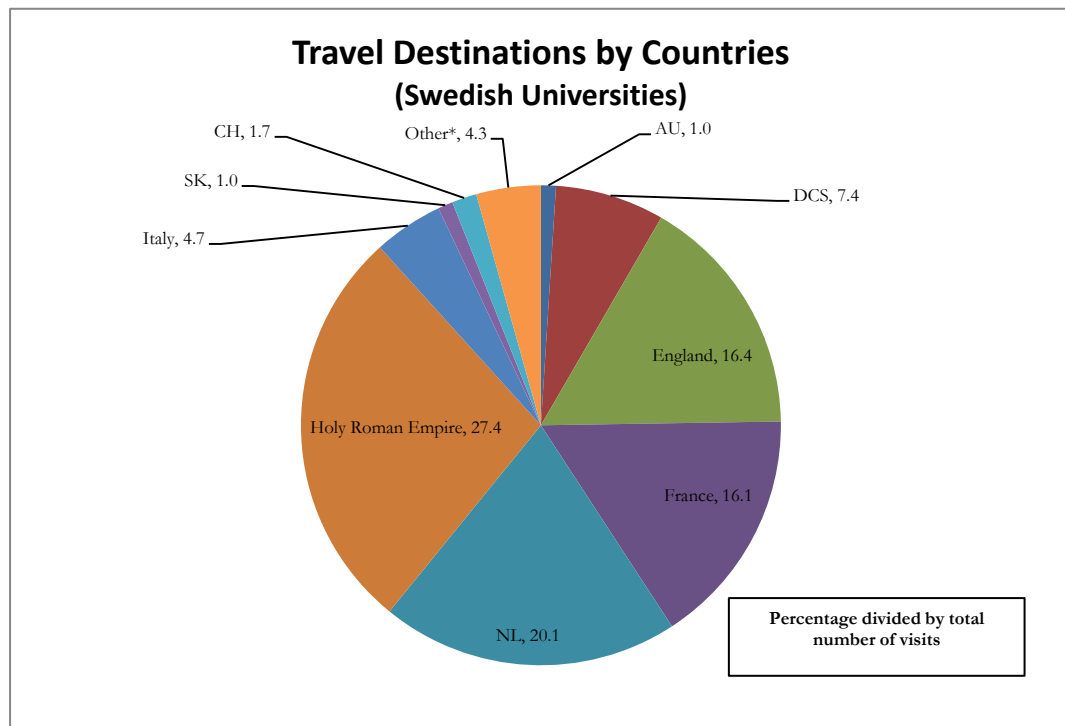


## Swedish Universities (Uppsala, Lund and Åbo)

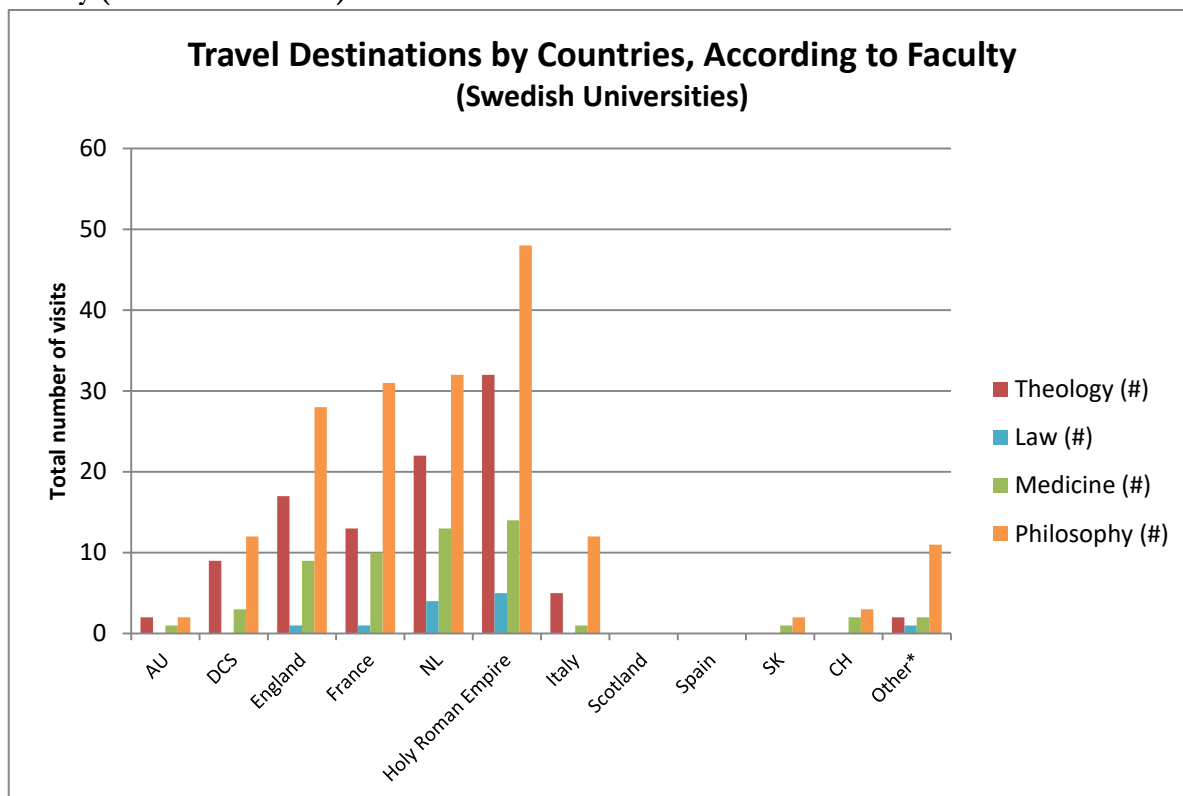
**Table 16.2 - Swedish Universities: Travel Destinations, Number of Visits by Country**

Faculty	Total Number of Professors	Total number of Travels	Total number of visited countries	AU	DCS	England	France	NL	Holy Roman Empire	Italy	Scotland	Spain	SK	CH	Other*
Theology (#)	76	36	102	2	9	17	13	22	32	5	0	0	0	0	2
Law (#)	25	8	12	0	0	1	1	4	5	0	0	0	0	0	1
Medicine (#)	26	20	56	1	3	9	10	13	14	1	0	0	1	2	2
Philosophy (#)	153	67	181	2	12	28	31	32	48	12	0	0	2	3	11
All faculties (#)	265	109	299	3	22	49	48	60	82	14	0	0	3	5	13
<b>Percentage divided by the total number of visits</b>															
Theology (%)	100.0	47.4	NN	2.0	8.8	16.7	12.7	21.6	31.4	4.9	0.0	0.0	0.0	0.0	2.0
Law (%)	100.0	32.0	NN	0.0	0.0	8.3	8.3	33.3	41.7	0.0	0.0	0.0	0.0	0.0	8.3
Medicine (%)	100.0	76.9	NN	1.8	5.4	16.1	17.9	23.2	25.0	1.8	0.0	0.0	1.8	3.6	3.6
Philosophy (%)	100.0	43.8	NN	1.1	6.6	15.5	17.1	17.7	26.5	6.6	0.0	0.0	1.1	1.7	6.1
All faculties (%)	100.0	41.1	NN	1.0	7.4	16.4	16.1	20.1	27.4	4.7	0.0	0.0	1.0	1.7	4.3
<b>Percentage according to total number of travels</b>															
Theology (%)	100.0	47.4	NN	5.6	25.0	47.2	36.1	61.1	88.9	13.9	0.0	0.0	0.0	0.0	5.6
Law (%)	100.0	32.0	NN	0.0	0.0	12.5	12.5	50.0	62.5	0.0	0.0	0.0	0.0	0.0	12.5
Medicine (%)	100.0	76.9	NN	5.0	15.0	45.0	50.0	65.0	70.0	5.0	0.0	0.0	5.0	10.0	10.0
Philosophy (%)	100.0	43.8	NN	3.0	17.9	41.8	46.3	47.8	71.6	17.9	0.0	0.0	3.0	4.5	16.4
All faculties (%)	100.0	41.1	NN	2.8	20.2	45.0	44.0	55.0	75.2	12.8	0.0	0.0	2.8	4.6	11.9
*Other includes: Romania, Ottoman Empire,															

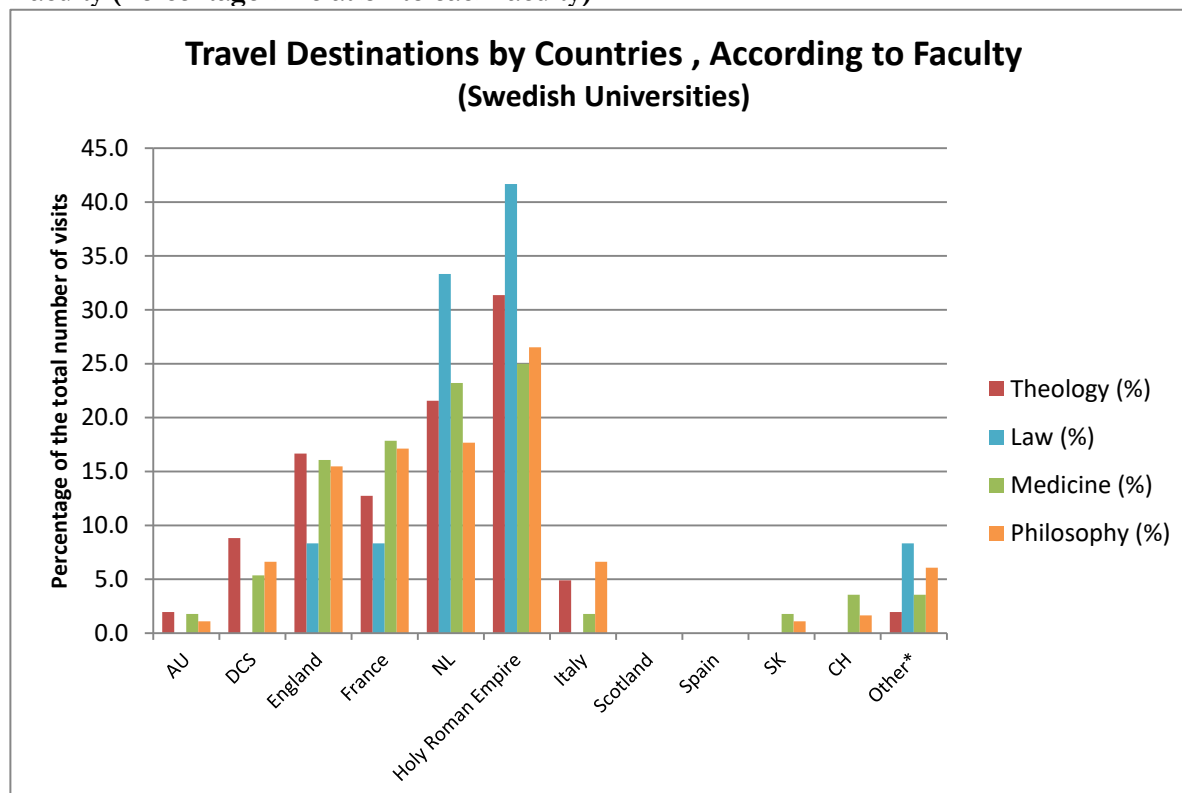
**Pie Chart 2.2 - Swedish Universities: Travel Destinations by Countries**



Bar Chart 1.3 - Swedish Universities (1671-1790): Travel Destinations by Countries, According to faculty (Absolute numbers)



Bar Chart 1.4 - Swedish Universities (1671-1790): Travel Destinations by Countries, According to Faculty (Percentage in relation to each faculty)



## Copenhagen University

**Table 16.3 - Copenhagen University: Travel Destinations, Number of Visits by Country**

Faculty	Total Number of Professors	Total number of Travels	Total number of visited countries	AU	DCS	England	France	NL	Holy Roman Empire	Italy	Scotland	Spain	SK	CH	Other*
Theology (#)	34	22	62	4	2	9	7	11	20	6	0	1	1	0	1
Law (#)	17	8	17	0	0	3	2	4	7	0	0	0	0	1	0
Medicine (#)	25	20	62	3	1	8	13	14	15	4	1	0	1	1	1
Philosophy (#)	77	51	163	7	5	24	28	31	42	16	0	0	2	5	3
All faculties (#)	131	84	250	12	7	36	43	46	70	20	1	1	4	6	4
<b>Percentage divided by the total number of visits</b>															
Theology (%)	100.0	64.7	NN	6.5	3.2	14.5	11.3	17.7	32.3	9.7	0.0	1.6	1.6	0.0	1.6
Law (%)	100.0	47.1	NN	0.0	0.0	17.6	11.8	23.5	41.2	0.0	0.0	0.0	0.0	5.9	0.0
Medicine (%)	100.0	80.0	NN	4.8	1.6	12.9	21.0	22.6	24.2	6.5	1.6	0.0	1.6	1.6	1.6
Philosophy (%)	100.0	66.2	NN	4.3	3.1	14.7	17.2	19.0	25.8	9.8	0.0	0.0	1.2	3.1	1.8
All faculties (%)	100.0	64.1	NN	4.8	2.8	14.4	17.2	18.4	28.0	8.0	0.4	0.4	1.6	2.4	1.6
<b>Percentage according to total number of travels</b>															
Theology (%)	100.0	64.7	NN	18.2	9.1	40.9	31.8	50.0	90.9	27.3	0.0	4.5	4.5	0.0	4.5
Law (%)	100.0	47.1	NN	0.0	0.0	37.5	25.0	50.0	87.5	0.0	0.0	0.0	0.0	12.5	0.0
Medicine (%)	100.0	80.0	NN	15.0	5.0	40.0	65.0	70.0	75.0	20.0	5.0	0.0	5.0	5.0	5.0
Philosophy (%)	100.0	66.2	NN	13.7	9.8	47.1	54.9	60.8	82.4	31.4	0.0	0.0	3.9	9.8	5.9
All faculties (%)	100.0	64.1	NN	14.3	8.3	42.9	51.2	54.8	83.3	23.8	1.2	1.2	4.8	7.1	4.8
*Other includes: Romania, Ottoman Empire,															

**Pie Chart 2.3 - Copenhagen University, Travel Destinations by Countries**

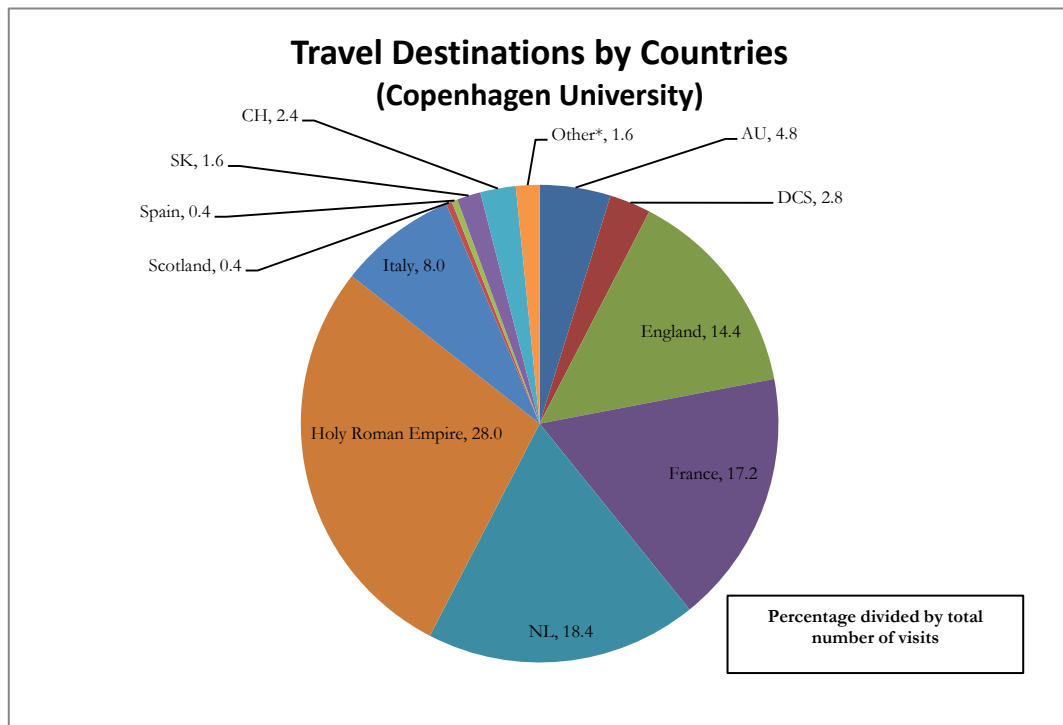




Chart 1.5 - Copenhagen University (1671-1790): Travel Destinations by Countries, According to faculty (Absolute numbers)

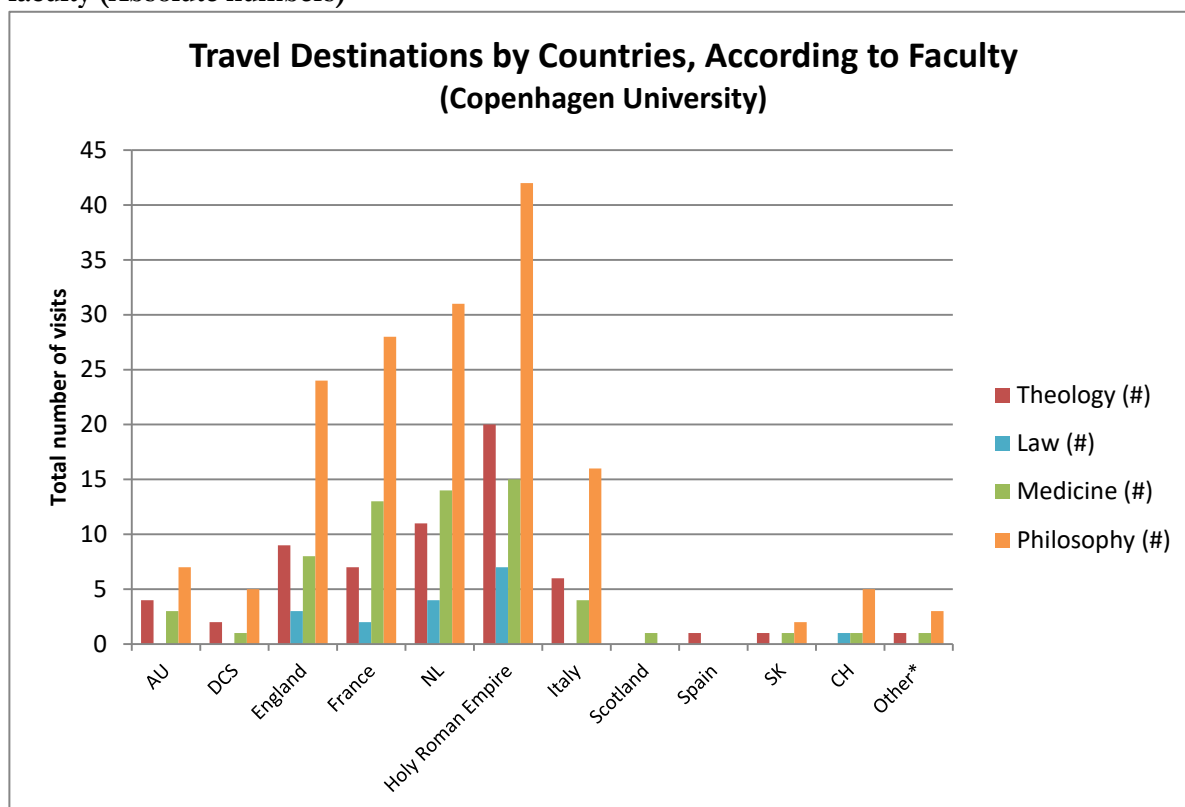
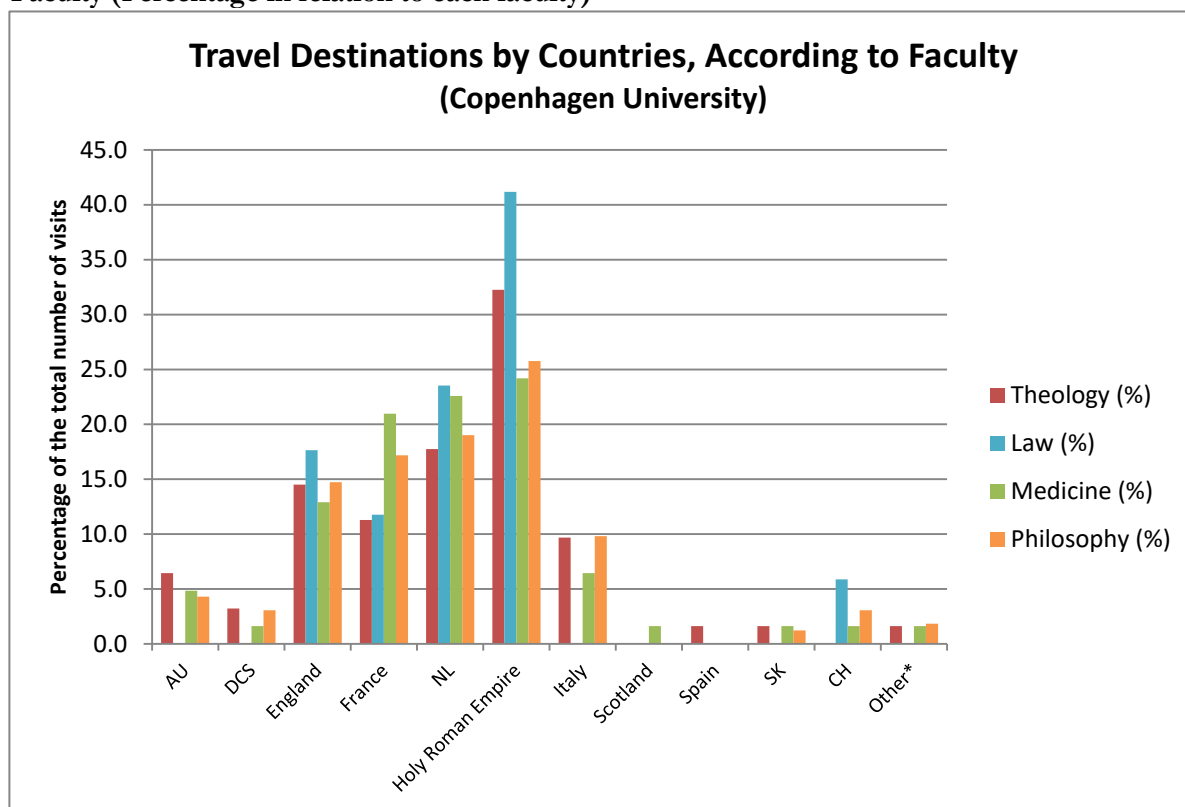


Chart 1.6 - Copenhagen University (1671-1790): Travel Destinations by Countries, According to Faculty (Percentage in relation to each faculty)

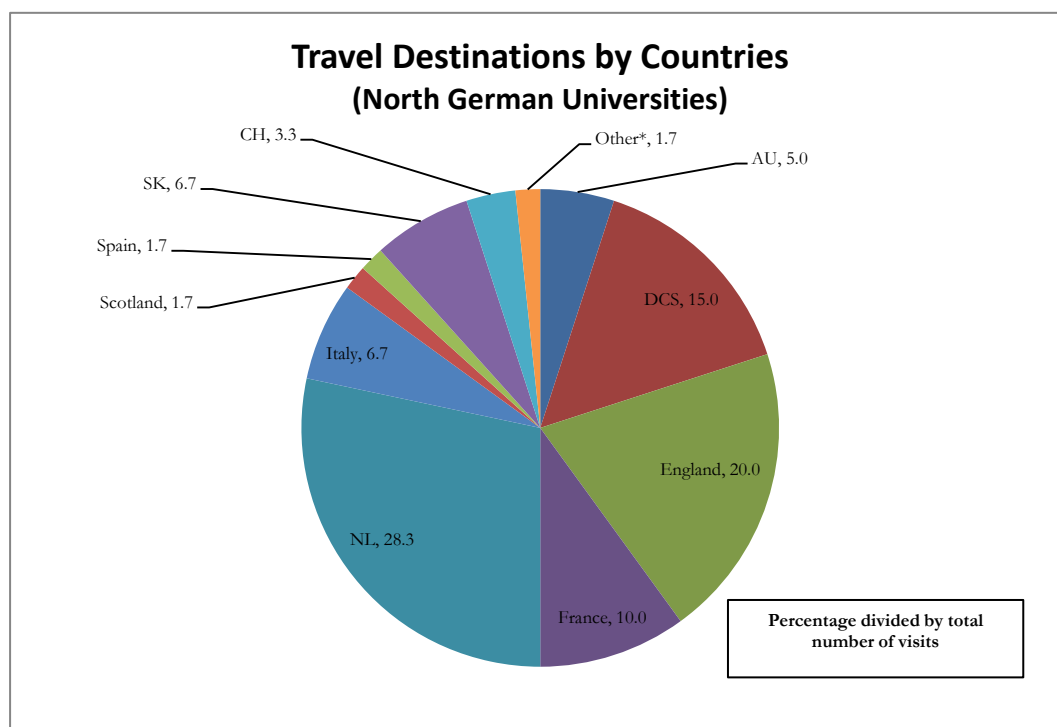


## North German Universities (Kiel and Greifswald)

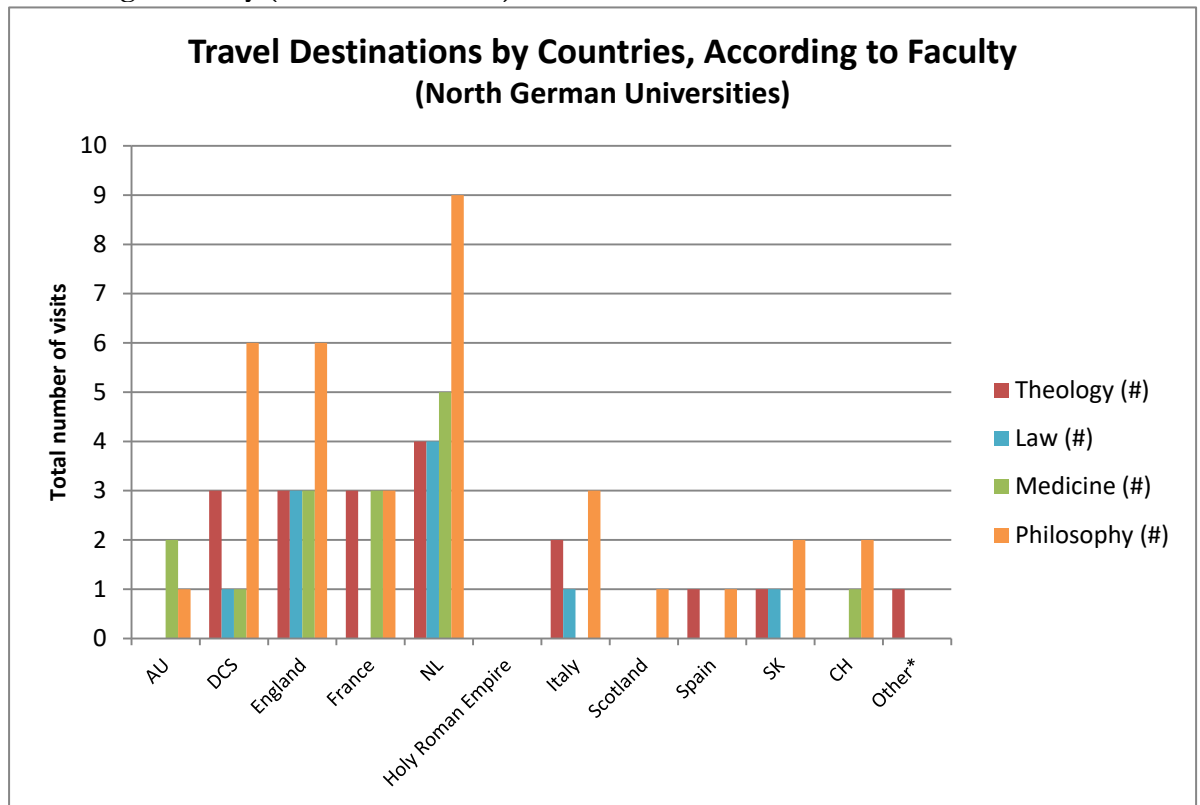
**Table 16.4 - North German Universities: Travel Destinations, Number of Visits by Country**

Faculty	Total Number of Professors	Total number of Travels	Total number of visited countries	AU	DCS	England	France	NL	Holy Roman Empire	Italy	Scotland	Spain	SK	CH	Other*
Theology (#)	45	25	18	0	3	3	3	4	0	2	0	1	1	0	1
Law (#)	47	25	10	0	1	3	0	4	0	1	0	0	1	0	0
Medicine (#)	35	19	15	2	1	3	3	5	0	0	0	0	0	1	0
Philosophy (#)	93	52	34	1	6	6	3	9	0	3	1	1	2	2	0
All faculties (#)	196	105	60	3	9	12	6	17	0	4	1	1	4	2	1
<b>Percentage divided by the total number of visits</b>															
Theology (%)	100.0	55.6	NN	0.0	16.7	16.7	16.7	22.2	0.0	11.1	0.0	5.6	5.6	0.0	5.6
Law (%)	100.0	53.2	NN	0.0	10.0	30.0	0.0	40.0	0.0	10.0	0.0	0.0	10.0	0.0	0.0
Medicine (%)	100.0	54.3	NN	13.3	6.7	20.0	20.0	33.3	0.0	0.0	0.0	0.0	0.0	6.7	0.0
Philosophy (%)	100.0	55.9	NN	2.9	17.6	17.6	8.8	26.5	0.0	8.8	2.9	2.9	5.9	5.9	0.0
All faculties (%)	100.0	53.6	NN	5.0	15.0	20.0	10.0	28.3	0.0	6.7	1.7	1.7	6.7	3.3	1.7
<b>Percentage according to total number of travels</b>															
Theology (%)	100.0	55.6	NN	0.0	12.0	12.0	12.0	16.0	0.0	8.0	0.0	4.0	4.0	0.0	4.0
Law (%)	100.0	53.2	NN	0.0	4.0	12.0	0.0	16.0	0.0	4.0	0.0	0.0	4.0	0.0	0.0
Medicine (%)	100.0	54.3	NN	10.5	5.3	15.8	15.8	26.3	0.0	0.0	0.0	0.0	0.0	5.3	0.0
Philosophy (%)	100.0	55.9	NN	1.9	11.5	11.5	5.8	17.3	0.0	5.8	1.9	1.9	3.8	3.8	0.0
All faculties (%)	100.0	53.6	NN	2.9	8.6	11.4	5.7	16.2	0.0	3.8	1.0	1.0	3.8	1.9	1.0
*Other includes: Romania, Ottoman Empire,															

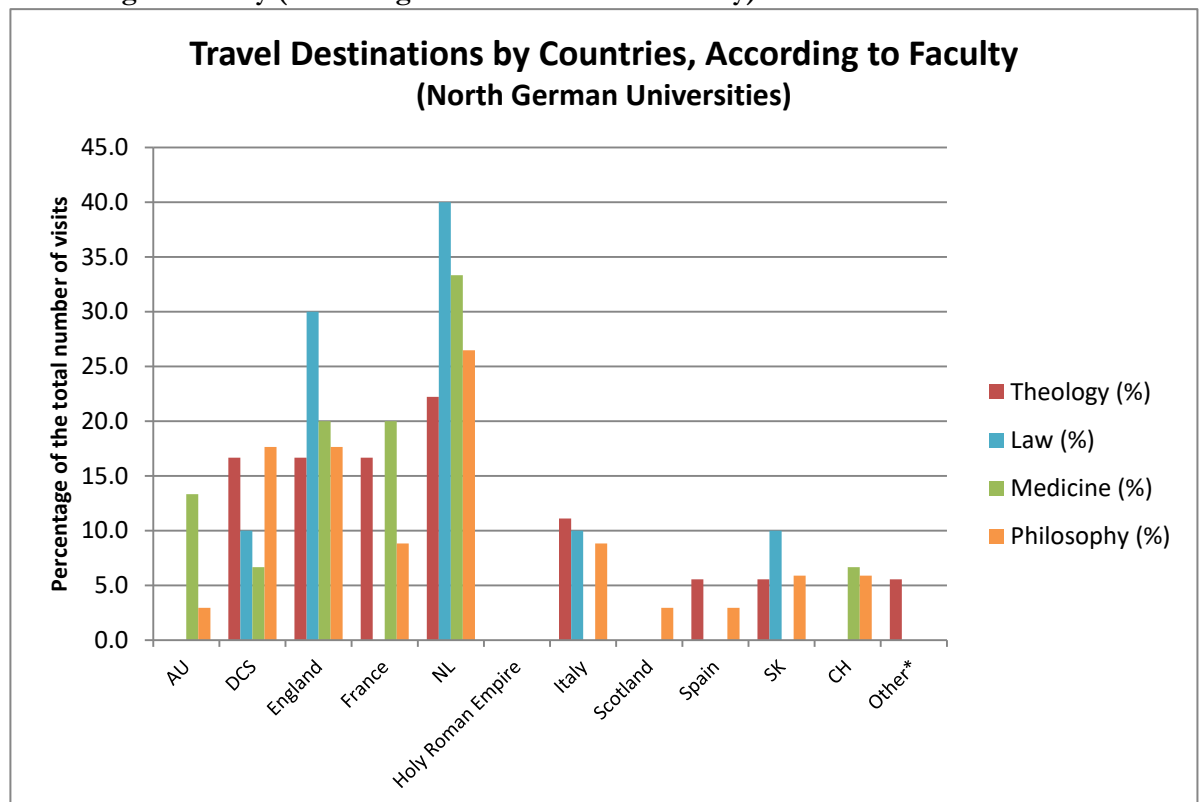
**Pie Chart 2.4 - North German Universities: Travel Destinations by Countries**



Bar Chart 1.7 - North German Universities (1671-1790): Travel Destinations by Countries, According to faculty (Absolute numbers)



Bar Chart 1.8 - North German Universities (1671-1790): Travel Destinations by Countries, According to Faculty (Percentage in relation to each faculty)



## TRAVEL DESTINATIONS: DIVIDED BY SCHOLARLY DISCIPLINE (TABLE 17, PIE CHART 3, BAR CHART 2)

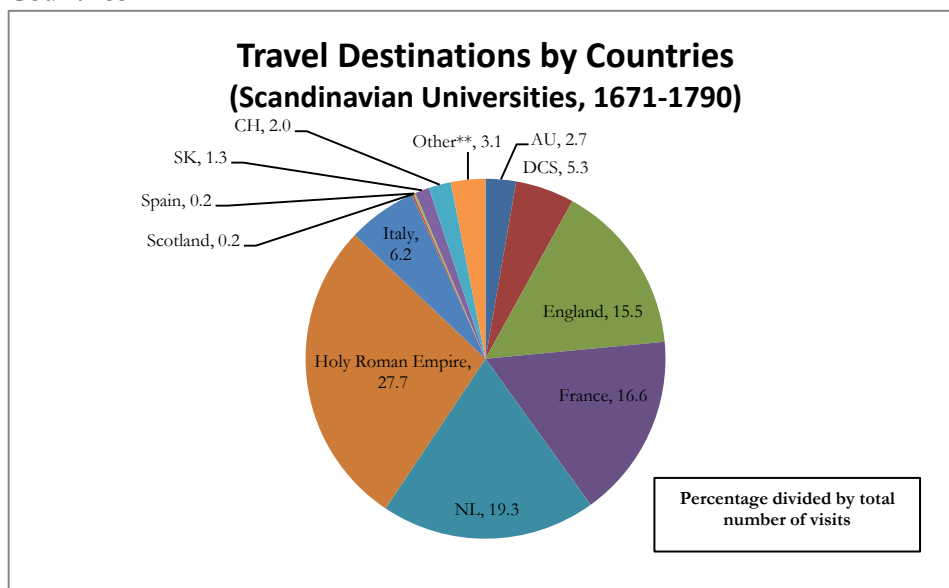
These tables, pie charts and bar charts are based on the previous data, but instead of dividing the data according to faculty, they have in this section been divided according to scholarly disciplines as described above under the section Basic Travel Data: Divided by Scholarly Discipline (Table 15).

### Scandinavian Universities (Copenhagen, Uppsala, Lund and Åbo)

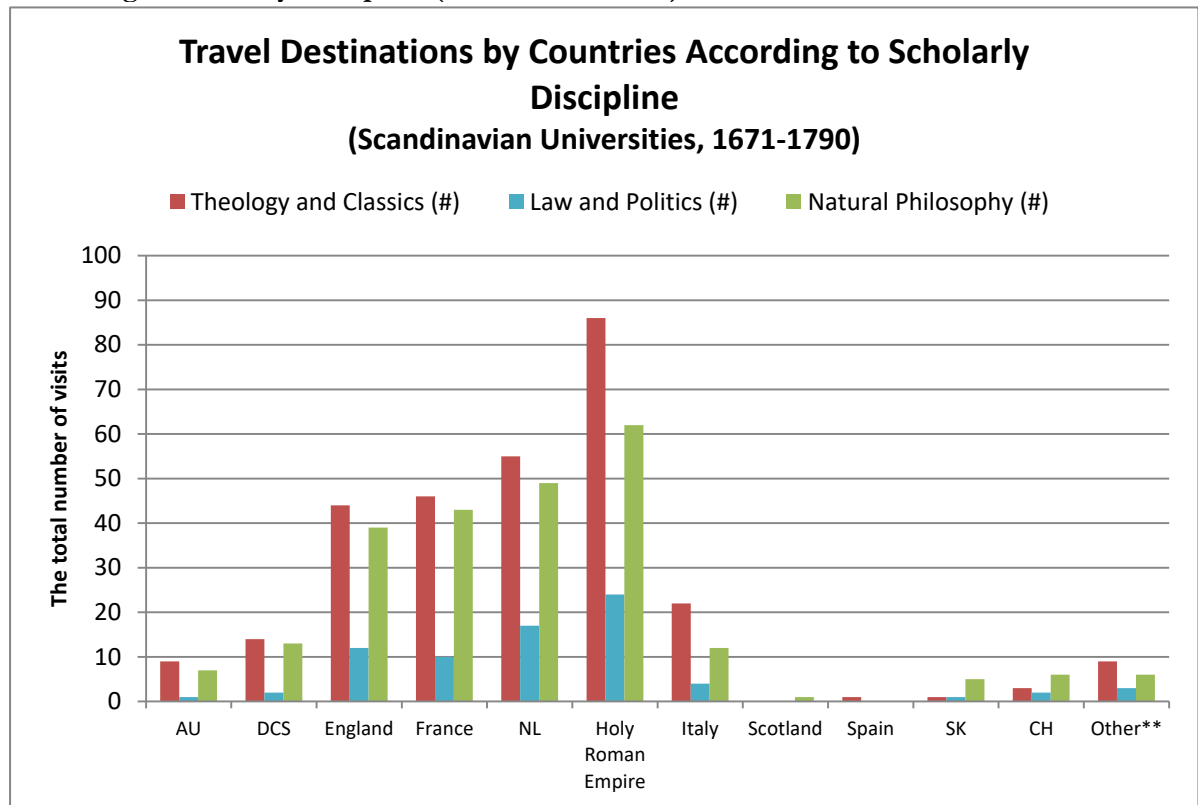
Table 17.1 - Scandinavian Universities(1671-1790): Travel Destinations, Number of Visits by Country\*

Discipline	Total Number of Professors	Total number of Travels	Total number of visited countries	AU	DCS	England	France	NL	Holy Roman Empire	Italy	Scotland	Spain	SK	CH	Other**
Theology and Classics (#)	200	98	290	9	14	44	46	55	86	22	0	1	1	3	9
Natural Philosophy (#)	148	85	243	7	13	39	43	49	62	12	1	0	5	6	6
Law and Politics (#)	91	33	76	1	2	12	10	17	24	4	0	0	1	2	3
All Disciplines (#)	396	193	549	15	29	85	91	106	152	34	1	1	7	11	17
<b>Percentage divided by the total number of visits</b>															
Theology and Classics (%)	100.0	49.0	-	3.1	4.8	15.2	15.9	19.0	29.7	7.6	0.0	0.3	0.3	1.0	3.1
Natural Philosophy (%)	100.0	57.4	-	2.9	5.3	16.0	17.7	20.2	25.5	4.9	0.4	0.0	2.1	2.5	2.5
Law and Politics (%)	100.0	36.3	-	1.3	2.6	15.8	13.2	22.4	31.6	5.3	0.0	0.0	1.3	2.6	3.9
All Disciplines (%)	100.0	48.7	-	2.7	5.3	15.5	16.6	19.3	27.7	6.2	0.2	0.2	1.3	2.0	3.1
<b>Percentage according to total number of travels</b>															
Theology and Classics (%)	100.0	49.0	-	9.2	14.3	44.9	46.9	56.1	87.8	22.4	0.0	1.0	1.0	3.1	9.2
Natural Philosophy (%)	100.0	57.4	-	8.2	15.3	45.9	50.6	57.6	72.9	14.1	1.2	0.0	5.9	7.1	7.1
Law and Politics (%)	100.0	36.3	-	3.0	6.1	36.4	30.3	51.5	72.7	12.1	0.0	0.0	3.0	6.1	9.1
All Disciplines (%)	100.0	48.7	-	7.8	15.0	44.0	47.2	54.9	78.8	17.6	0.5	0.5	3.6	5.7	8.8
* 6 professors from Copenhagen University are left out as they only were professor <i>designatii</i> . It could thus not be determined in which discipline they belonged.															
**Other includes: Romania, Ottoman Empire															

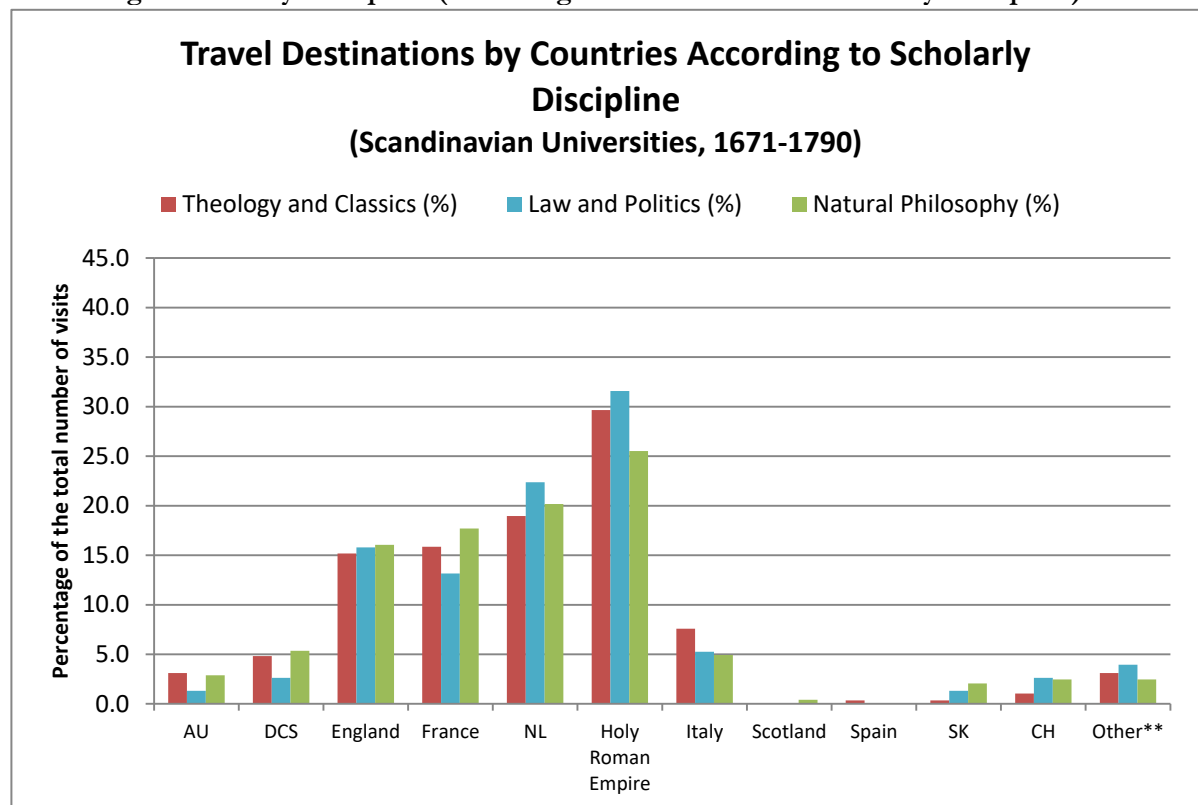
Pie Chart 3.1 - Scandinavian Universities (1671-1790): Travel Destinations by Countries



**Bar Chart 2.1 - Scandinavian Universities (1671-1790): Travel Destinations by Countries, According to Scholarly Discipline (Absolute numbers)**



**Bar Chart 2.2 - Scandinavian Universities (1671-1790): Travel Destinations by Countries, According to Scholarly Discipline (Percentage in relation to each Scholarly Discipline)**

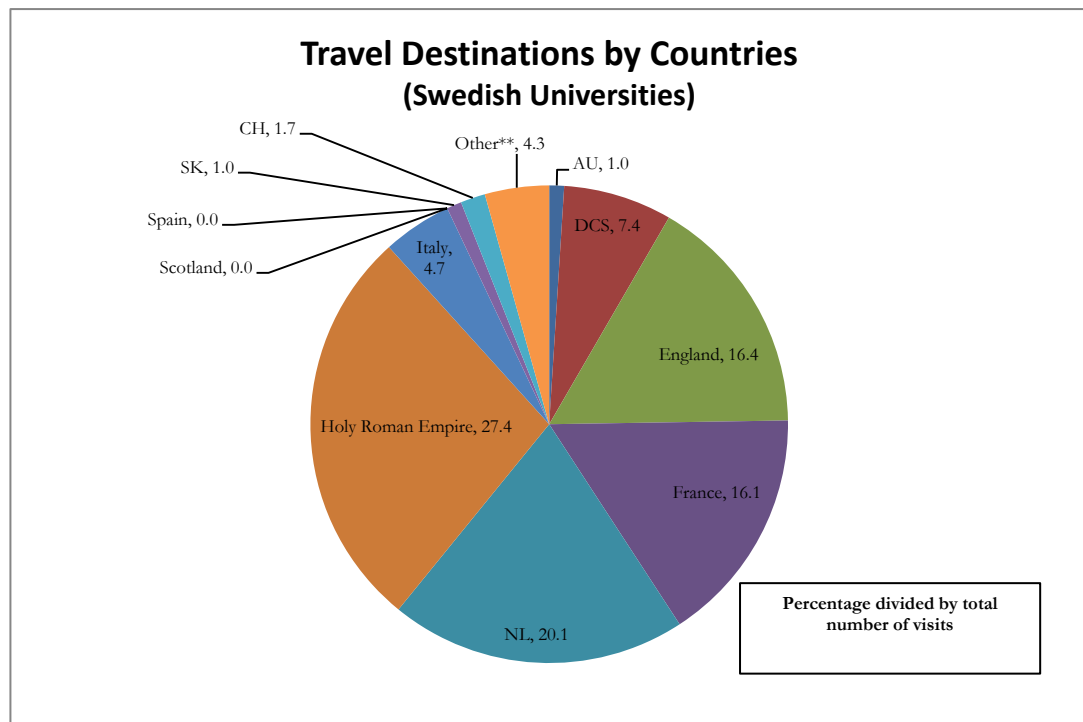


## Swedish Universities (Uppsala, Lund and Åbo)

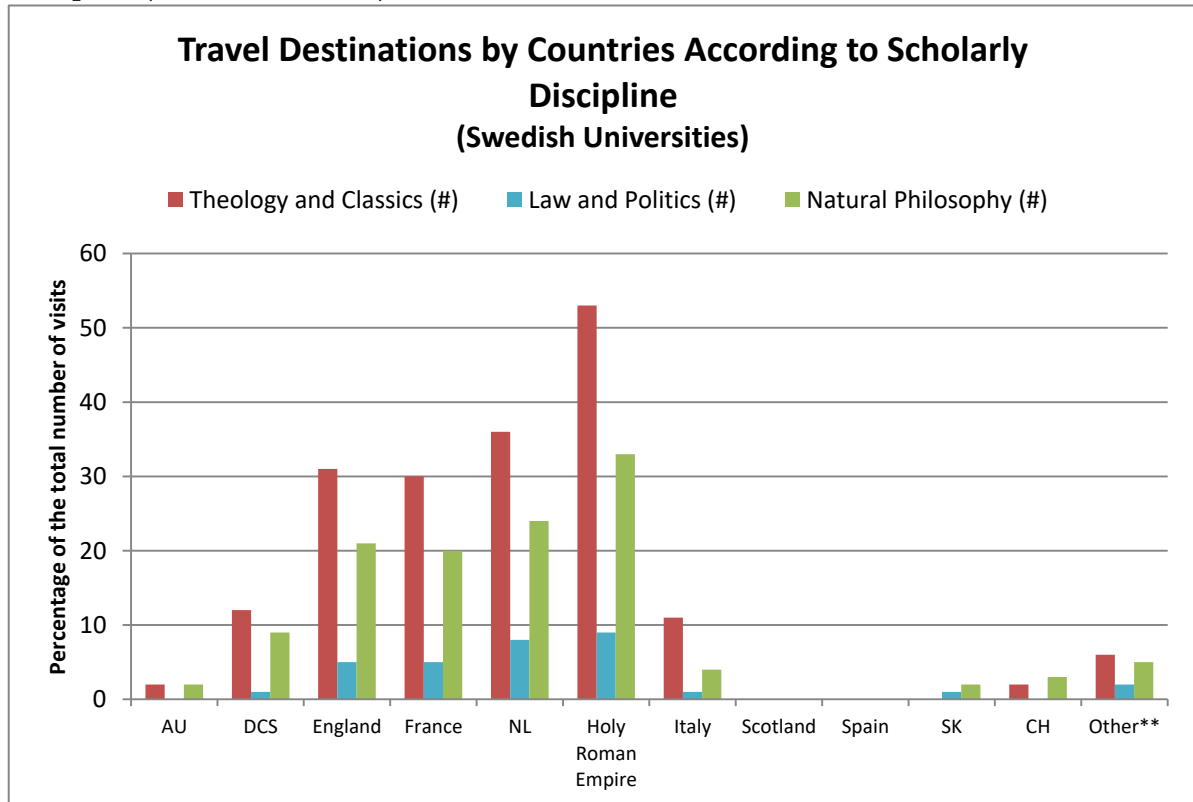
Table 17.2 - Swedish Universities: Travel Destinations, Number of Visits by Country

Discipline	Total Number of Professors	Total number of Travels	Total number of visited countries	AU	DCS	England	France	NL	Holy Roman Empire	Italy	Scotland	Spain	SK	CH	Other**
Theology and Classics (#)	142	61	183	2	12	31	30	36	53	11	0	0	0	2	6
Natural Philosophy (#)	98	46	123	2	9	21	20	24	33	4	0	0	2	3	5
Law and Politics (#)	63	17	32	0	1	5	5	8	9	1	0	0	1	0	2
<b>All Disciplines (#)</b>	<b>265</b>	<b>109</b>	<b>299</b>	<b>3</b>	<b>22</b>	<b>49</b>	<b>48</b>	<b>60</b>	<b>82</b>	<b>14</b>	<b>0</b>	<b>0</b>	<b>3</b>	<b>5</b>	<b>13</b>
<b>Percentage divided by the total number of visits</b>															
Theology and Classics (%)	100.0	43.0	-	1.1	6.6	16.9	16.4	19.7	29.0	6.0	0.0	0.0	0.0	1.1	3.3
Natural Philosophy (%)	100.0	46.9	-	1.6	7.3	17.1	16.3	19.5	26.8	3.3	0.0	0.0	1.6	2.4	4.1
Law and Politics (%)	100.0	27.0	-	0.0	3.1	15.6	15.6	25.0	28.1	3.1	0.0	0.0	3.1	0.0	6.3
<b>All Disciplines (%)</b>	<b>100.0</b>	<b>41.1</b>	<b>-</b>	<b>1.0</b>	<b>7.4</b>	<b>16.4</b>	<b>16.1</b>	<b>20.1</b>	<b>27.4</b>	<b>4.7</b>	<b>0.0</b>	<b>0.0</b>	<b>1.0</b>	<b>1.7</b>	<b>4.3</b>
<b>Percentage according to total number of travels</b>															
Theology and Classics (%)	100.0	43.0	-	3.3	19.7	50.8	49.2	59.0	86.9	18.0	0.0	0.0	0.0	3.3	9.8
Natural Philosophy (%)	100.0	46.9	-	4.3	19.6	45.7	43.5	52.2	71.7	8.7	0.0	0.0	4.3	6.5	10.9
Law and Politics (%)	100.0	27.0	-	0.0	5.9	29.4	29.4	47.1	52.9	5.9	0.0	0.0	5.9	0.0	11.8
<b>All Disciplines (%)</b>	<b>100.0</b>	<b>41.1</b>	<b>-</b>	<b>2.8</b>	<b>20.2</b>	<b>45.0</b>	<b>44.0</b>	<b>55.0</b>	<b>75.2</b>	<b>12.8</b>	<b>0.0</b>	<b>0.0</b>	<b>2.8</b>	<b>4.6</b>	<b>11.9</b>
*Other includes: Romania, Ottoman Empire,															

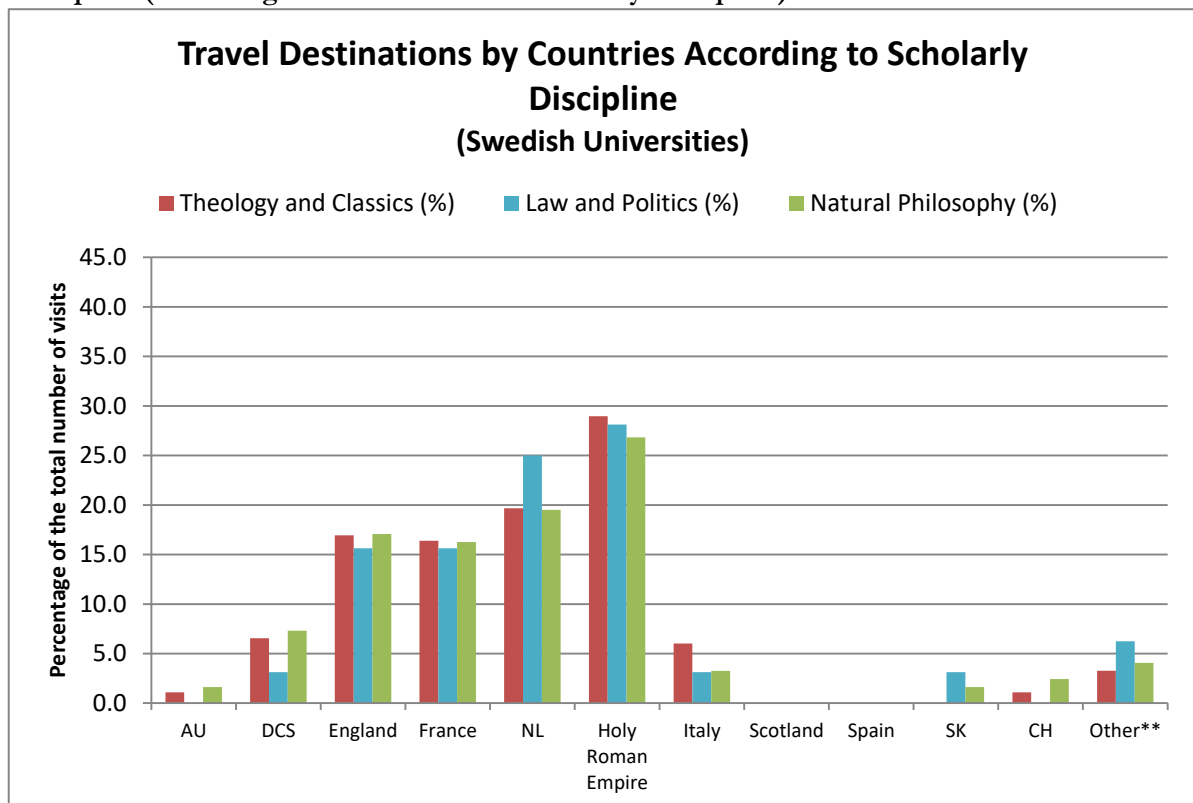
Pie Chart 3.2 - Swedish Universities (1671-1790): Travel Destinations by Countries



**Bar Chart 2.3 - Swedish Universities: Travel Destinations by Countries, According to Scholarly Discipline (Absolute numbers)**



**Bar Chart 2.4 - Swedish Universities: Travel Destinations by Countries, According to Scholarly Discipline (Percentage in relation to each Scholarly Discipline)**



## Copenhagen University

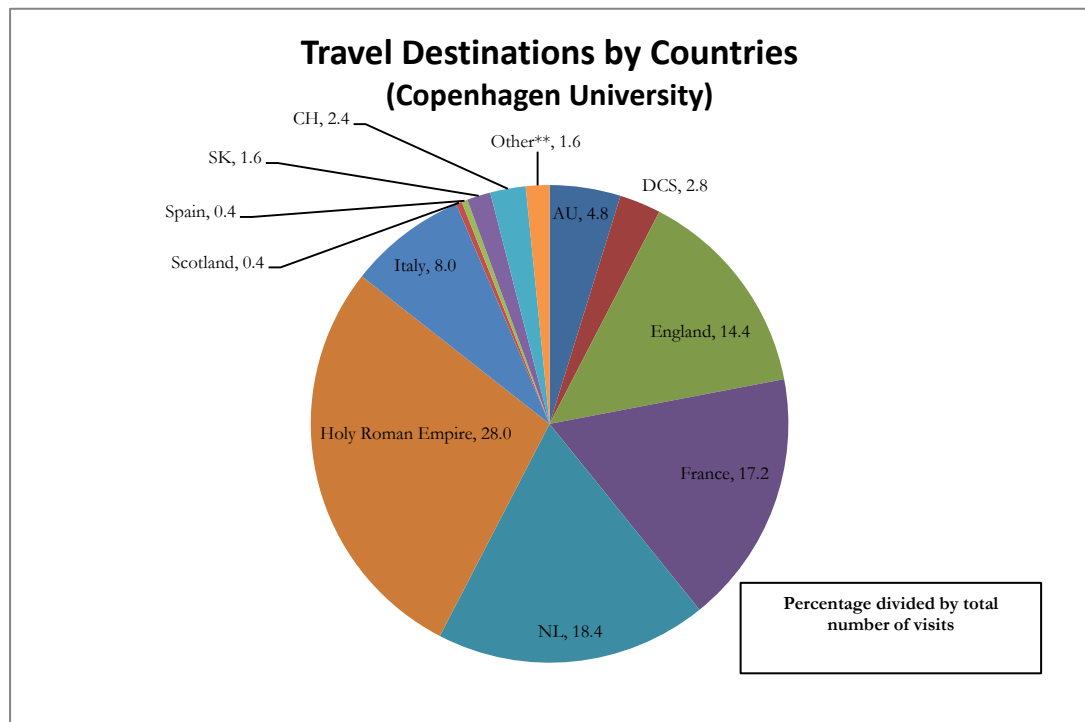
Table 17.3 - Copenhagen University: Travel Destinations, Number of Visits by Country\*

Discipline	Total Number of Professors	Total number of Travels	Total number of visited countries	AU	DCS	England	France	NL	Holy Roman Empire	Italy	Scotland	Spain	SK	CH	Other**
Theology and Classics (#)	58	37	107	7	2	13	16	19	33	11	0	1	1	1	3
Natural Philosophy (#)	50	39	120	5	4	18	23	25	29	8	1	0	3	3	1
Law and Politics (#)	28	16	44	1	1	7	5	9	15	3	0	0	0	2	1
All Disciplines (#)	131	84	250	12	7	36	43	46	70	20	1	1	4	6	4
Percentage divided by the total number of visits															
Theology and Classics (%)	100.0	63.8	-	6.5	1.9	12.1	15.0	17.8	30.8	10.3	0.0	0.9	0.9	0.9	2.8
Natural Philosophy (%)	100.0	78.0	-	4.2	3.3	15.0	19.2	20.8	24.2	6.7	0.8	0.0	2.5	2.5	0.8
Law and Politics (%)	100.0	57.1	-	2.3	2.3	15.9	11.4	20.5	34.1	6.8	0.0	0.0	0.0	4.5	2.3
All Disciplines (%)	100.0	64.1	-	4.8	2.8	14.4	17.2	18.4	28.0	8.0	0.4	0.4	1.6	2.4	1.6
Percentage according to total number of travels															
Theology and Classics (%)	100.0	63.8	-	18.9	5.4	35.1	43.2	51.4	89.2	29.7	0.0	2.7	2.7	2.7	8.1
Natural Philosophy (%)	100.0	78.0	-	12.8	10.3	46.2	59.0	64.1	74.4	20.5	2.6	0.0	7.7	7.7	2.6
Law and Politics (%)	100.0	57.1	-	6.3	6.3	43.8	31.3	56.3	93.8	18.8	0.0	0.0	0.0	12.5	6.3
All Disciplines (%)	100.0	64.1	-	14.3	8.3	42.9	51.2	54.8	83.3	23.8	1.2	1.2	4.8	7.1	4.8

\* 6 professors from Copenhagen University are left out as they only were professor *designatii*. It could thus not be determined in which discipline they belonged.

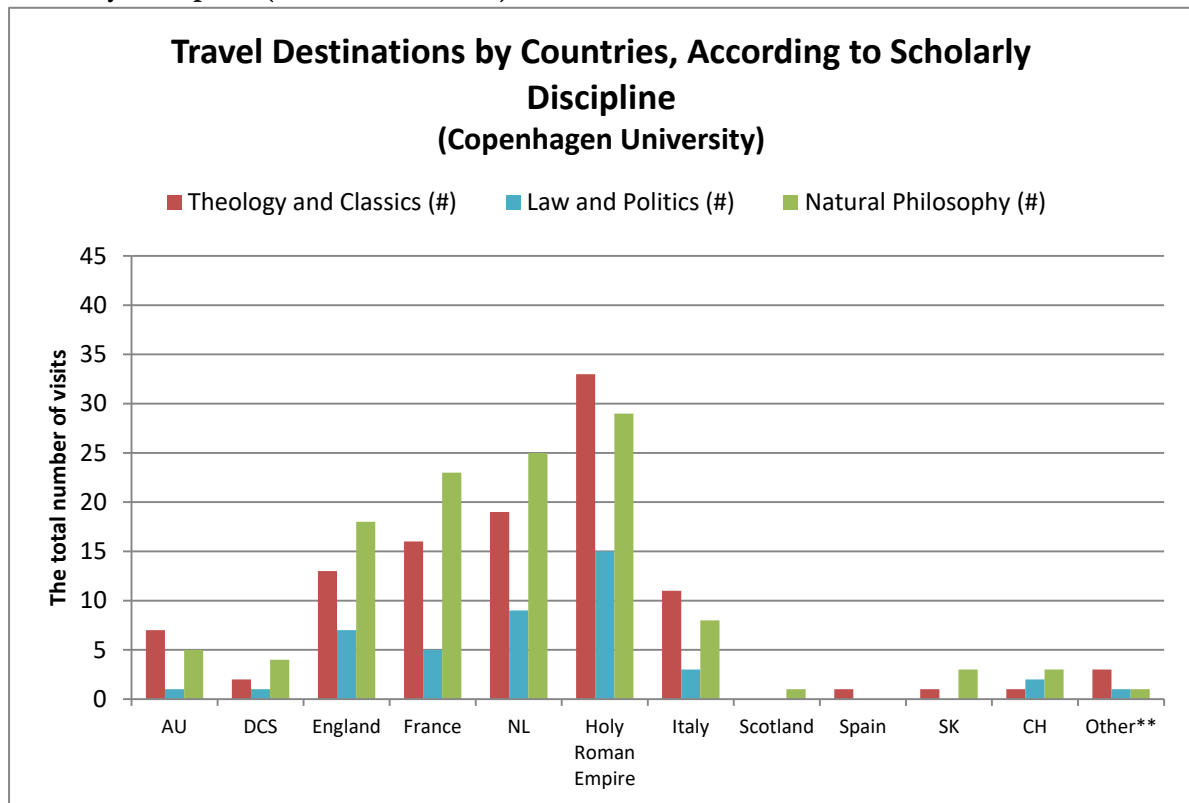
\*\*Other includes: Romania, Ottoman Empire

Pie Chart 3.3 - Copenhagen University (1671-1790): Travel Destinations by Countries

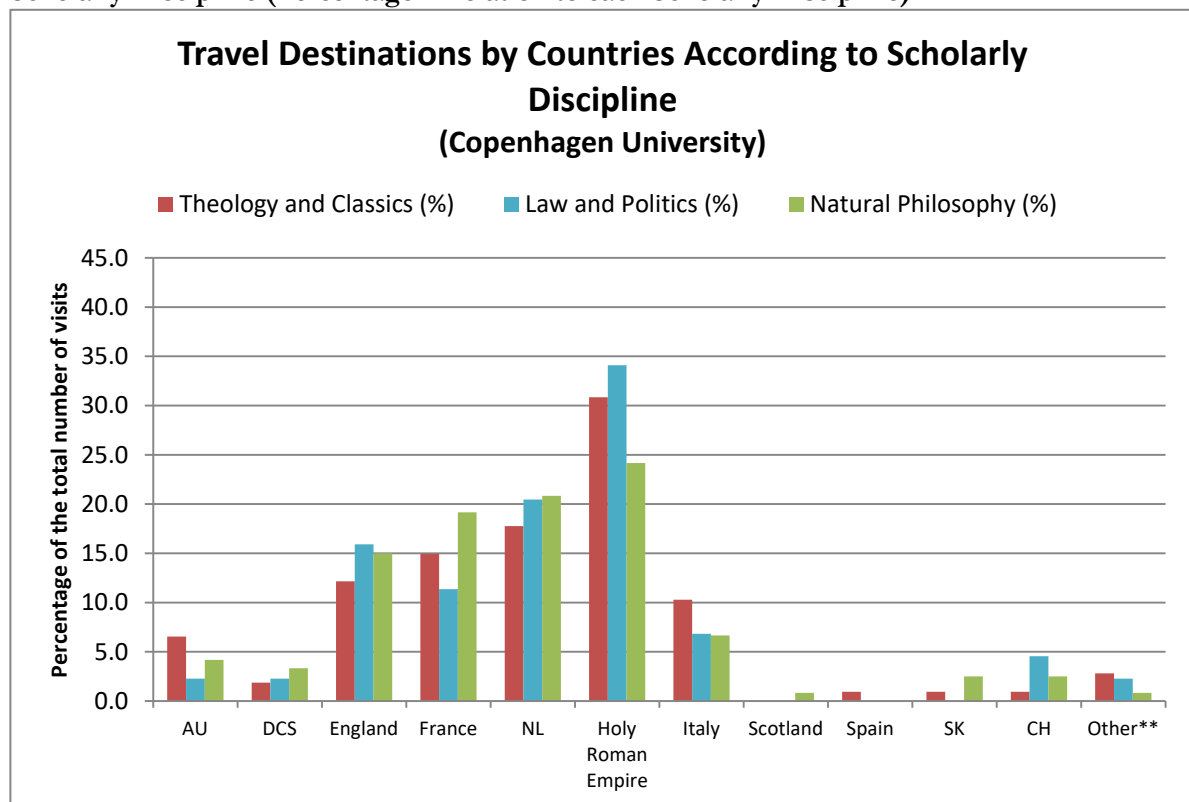




Bar Chart 2.5 - Copenhagen University: Travel Destinations by Countries, According to Scholarly Discipline (Absolute numbers)



Bar Chart 2.6 - Copenhagen University: Travel Destinations by Countries, According to Scholarly Discipline (Percentage in relation to each Scholarly Discipline)

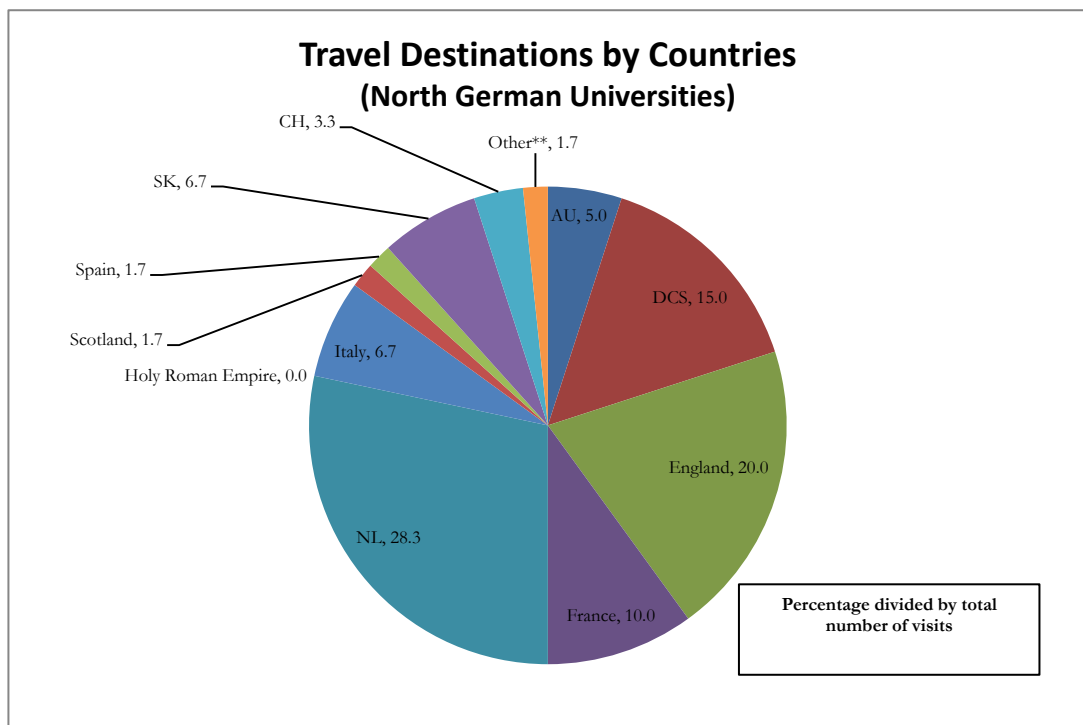


## North German Universities (Kiel and Greifswald)

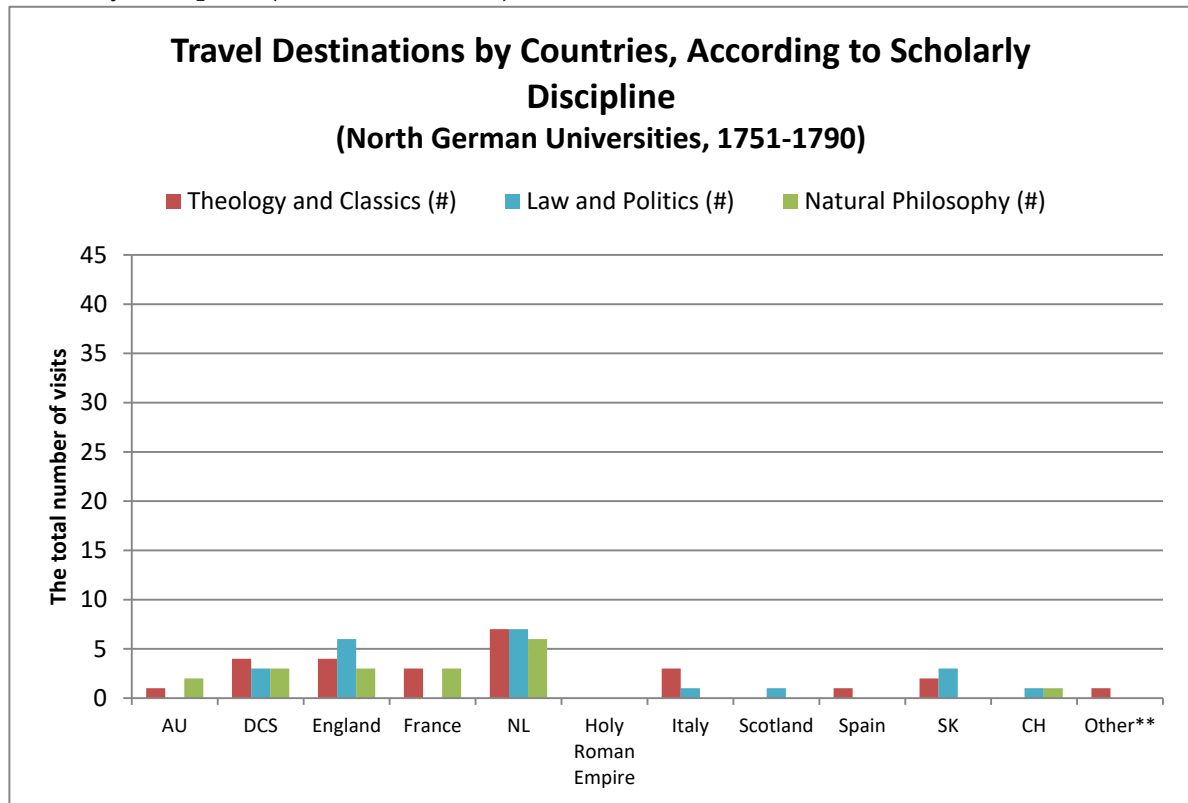
Table 17.4 - North German Universities: Travel Destinations, Number of Visits by Country

Discipline	Total Number of Professors	Total number of Travels	Total number of visited countries	AU	DCS	England	France	NL	Holy Roman Empire	Italy	Scotland	Spain	SK	CH	Other**
Theology and Classics (#)	82	46	26	1	4	4	3	7	0	3	0	1	2	0	1
Natural Philosophy (#)	59	30	18	2	3	3	3	6	0	0	0	0	0	1	0
Law and Politics (#)	72	41	22	0	3	6	0	7	0	1	1	0	3	1	0
All Disciplines (#)	196	105	60	3	9	12	6	17	0	4	1	1	4	2	1
<b>Percentage divided by the total number of visits</b>															
Theology and Classics (%)	100.0	56.1	-	3.8	15.4	15.4	11.5	26.9	0.0	11.5	0.0	3.8	7.7	0.0	3.8
Natural Philosophy (%)	100.0	50.8	-	11.1	16.7	16.7	16.7	33.3	0.0	0.0	0.0	0.0	0.0	5.6	0.0
Law and Politics (%)	100.0	56.9	-	0.0	13.6	27.3	0.0	31.8	0.0	4.5	4.5	0.0	13.6	4.5	0.0
All Disciplines (%)	100.0	53.6	-	5.0	15.0	20.0	10.0	28.3	0.0	6.7	1.7	1.7	6.7	3.3	1.7
<b>Percentage according to total number of travels</b>															
Theology and Classics (%)	100.0	56.1	-	2.2	8.7	8.7	6.5	15.2	0.0	6.5	0.0	2.2	4.3	0.0	2.2
Natural Philosophy (%)	100.0	50.8	-	6.7	10.0	10.0	10.0	20.0	0.0	0.0	0.0	0.0	0.0	3.3	0.0
Law and Politics (%)	100.0	56.9	-	0.0	7.3	14.6	0.0	17.1	0.0	2.4	2.4	0.0	7.3	2.4	0.0
All Disciplines (%)	100.0	53.6	-	2.9	8.6	11.4	5.7	16.2	0.0	3.8	1.0	1.0	3.8	1.9	1.0
*Other includes: Romania, Ottoman Empire,															

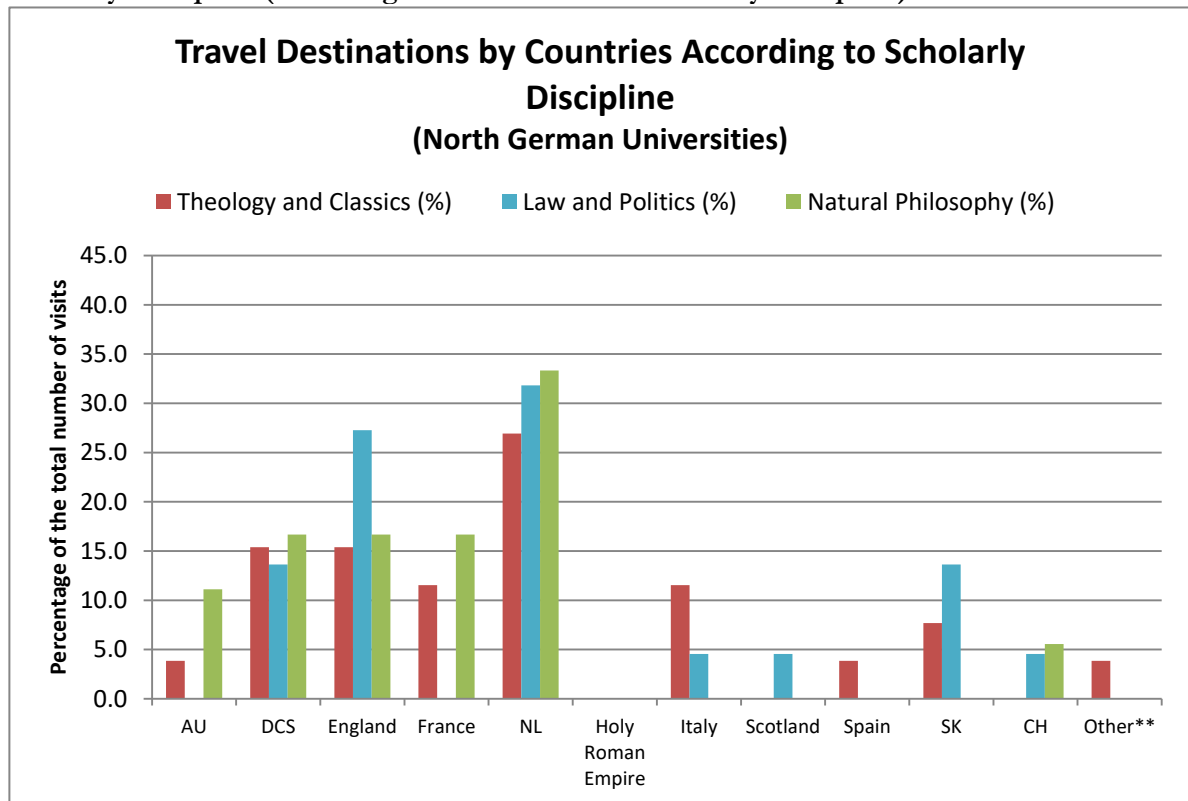
Pie Chart 3.4 – North German Universities (1671-1790): Travel Destinations by Countries



Bar Chart 2.7 - North German Universities: Travel Destinations by Countries, According to Scholarly Discipline (Absolute numbers)



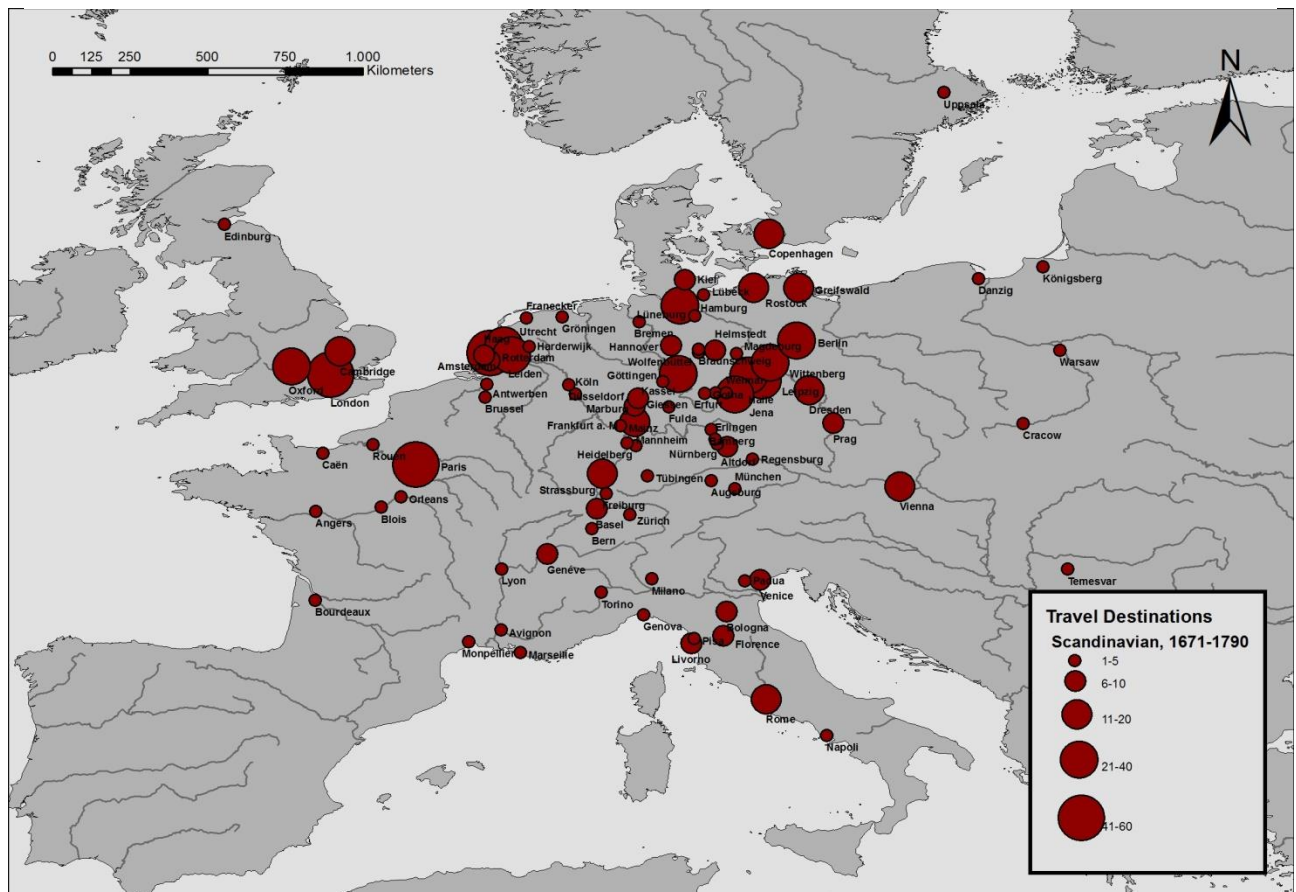
Bar Chart 2.8 - North German Universities: Travel Destinations by Countries, According to Scholarly Discipline (Percentage in relation to each Scholarly Discipline)



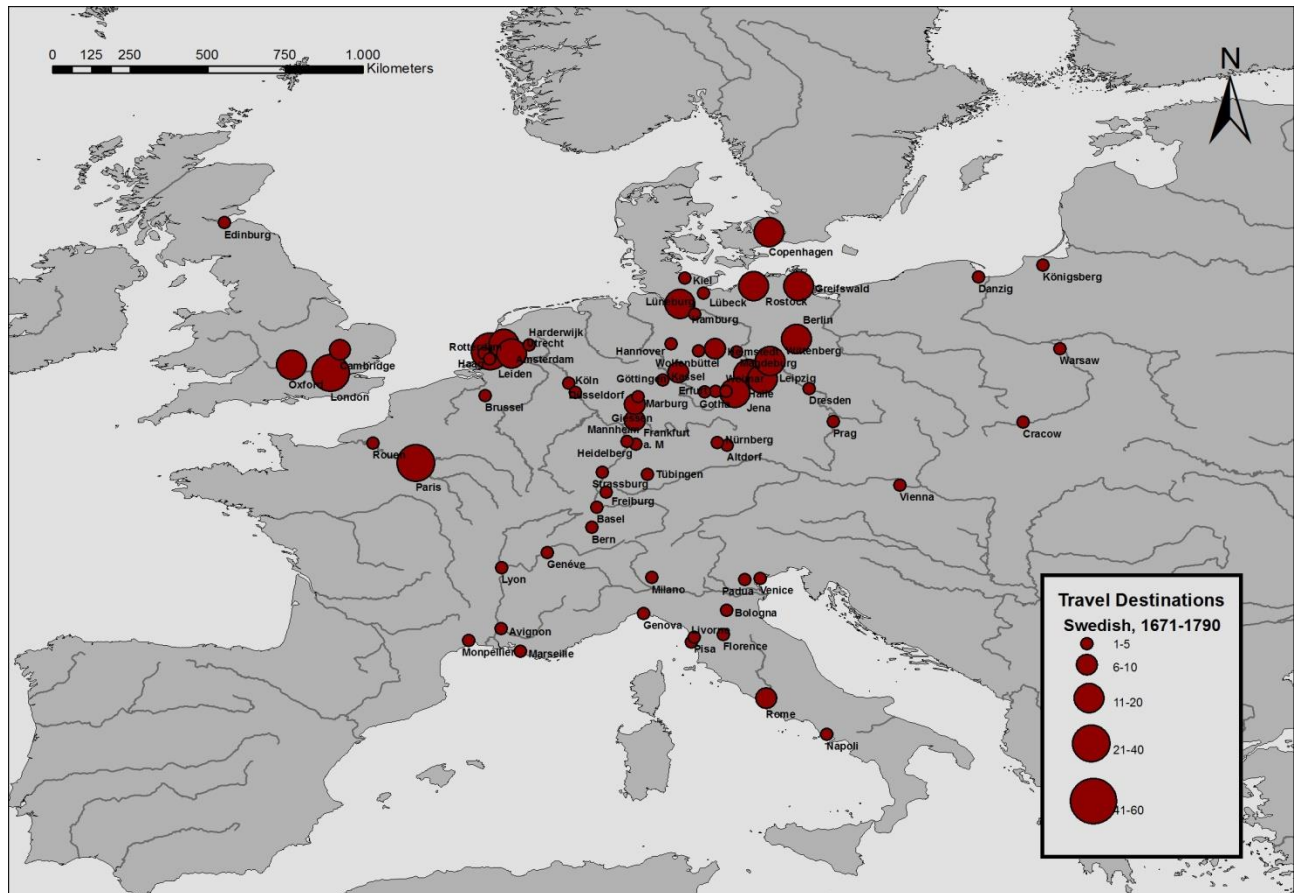
## TRAVEL DESTINATION: VISUALISATIONS, NO DIVISIONS (MAP 2)

To each of these major divisions of Nordic travel activities, geographical visualisations, i.e. maps, have been made in order to demonstrate the exact travel destinations of the professors. Of the 592 Nordic professors, 332 went on an academic travel during the Eighteenth Century with more than 1200 registered visits to European centres of learning, mainly university cities. However, despite these many visits, which indeed do provide a good geographical representation of the geo-academic space of Nordic scholars, the data does contain some gaps. From time to time, the information regarding the scholars' travels are not complete in the sense that we sometimes read about scholars who have been to Rome, but no further information has been provided, leaving their entire academic travel unknown. Deeper investigations into the matriculations registers at the European universities could help to fill in such blanks.

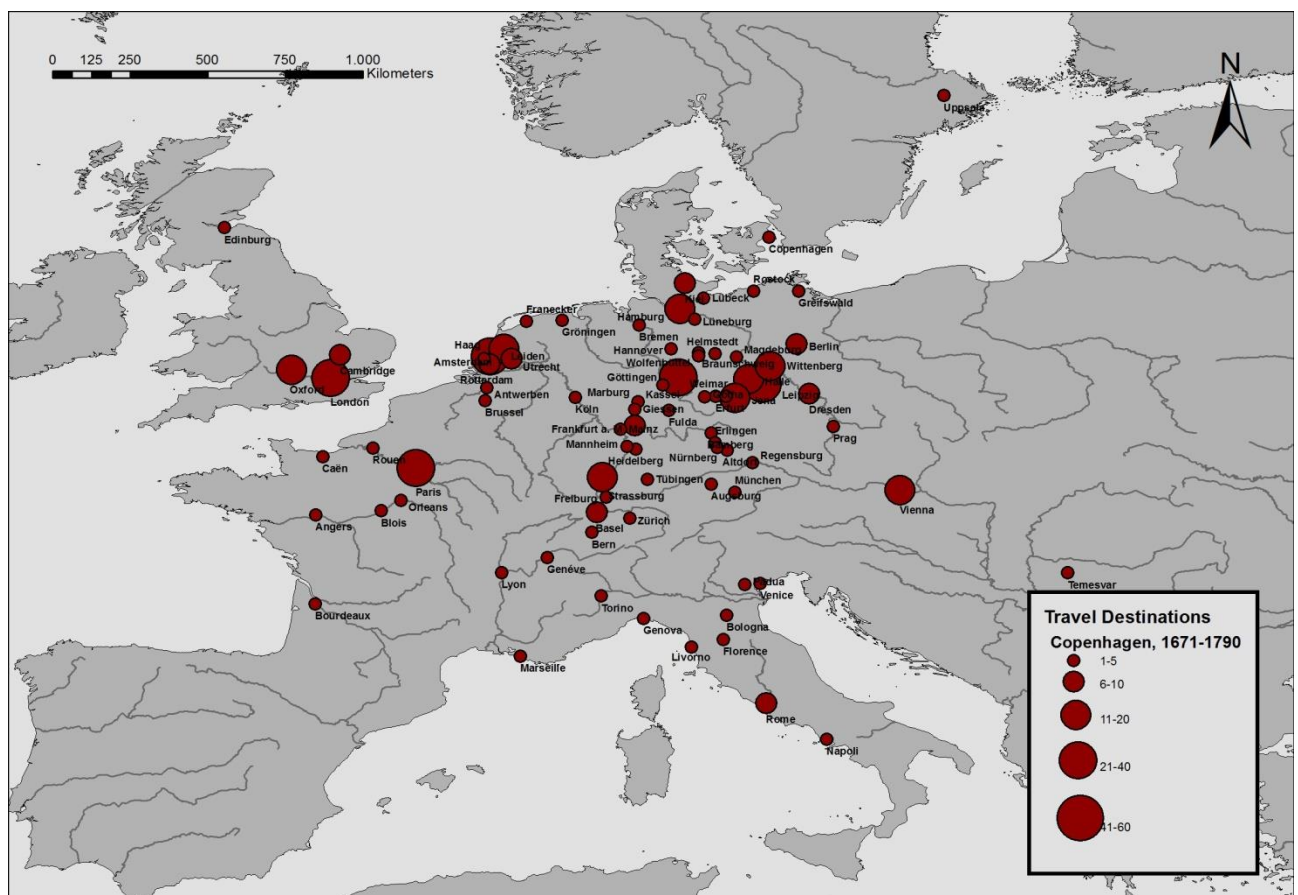
Appendix Map 2.1: *Peregrinationes Academica* – Scandinavian travels, No divisions, 1671-1790



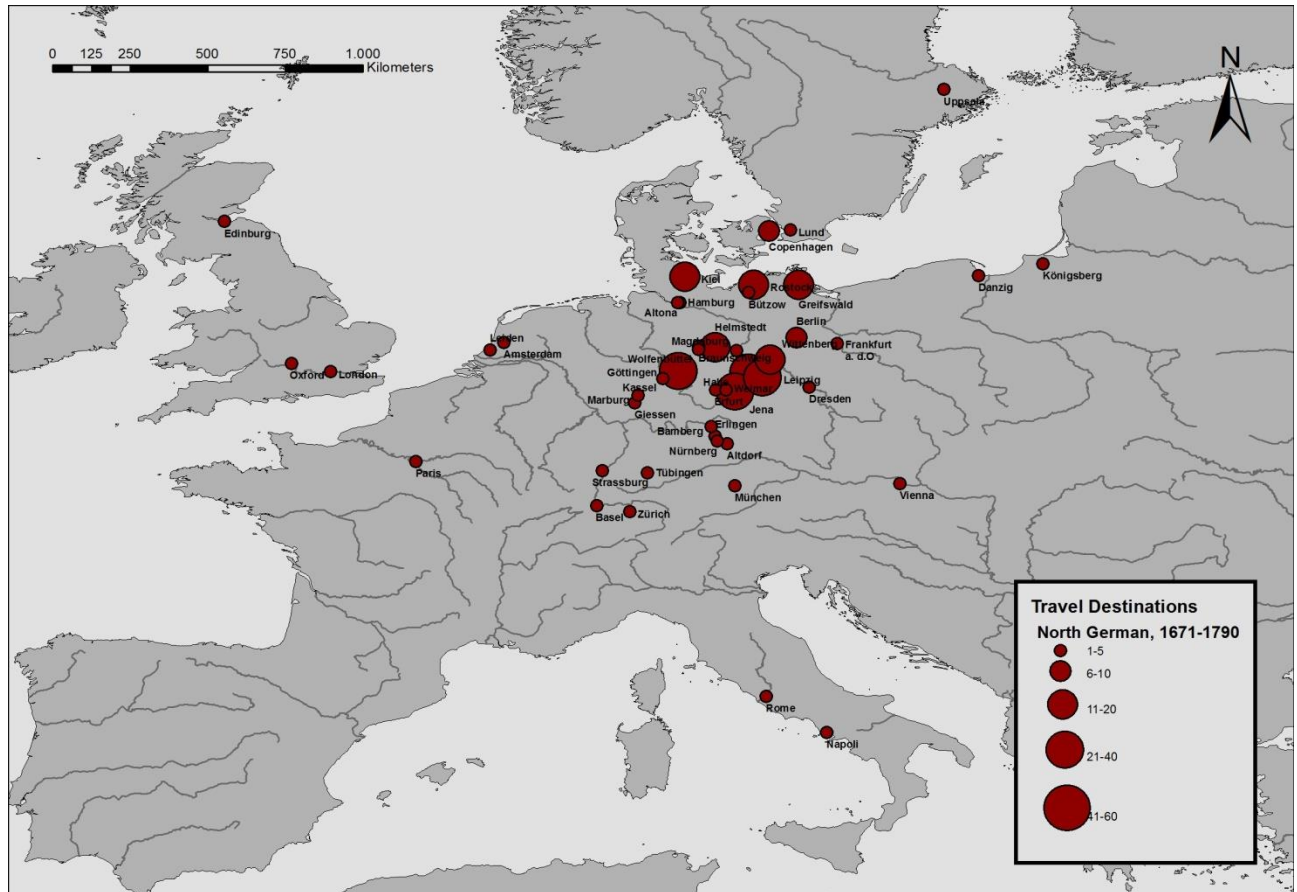
Appendix Map 2.2: *Peregrinationes Academica* – Swedish travels, No divisions, 1671-1790



Appendix Map 2.3: *Peregrinationes Academica* – Copenhagen travels, No divisions, 1671-1790



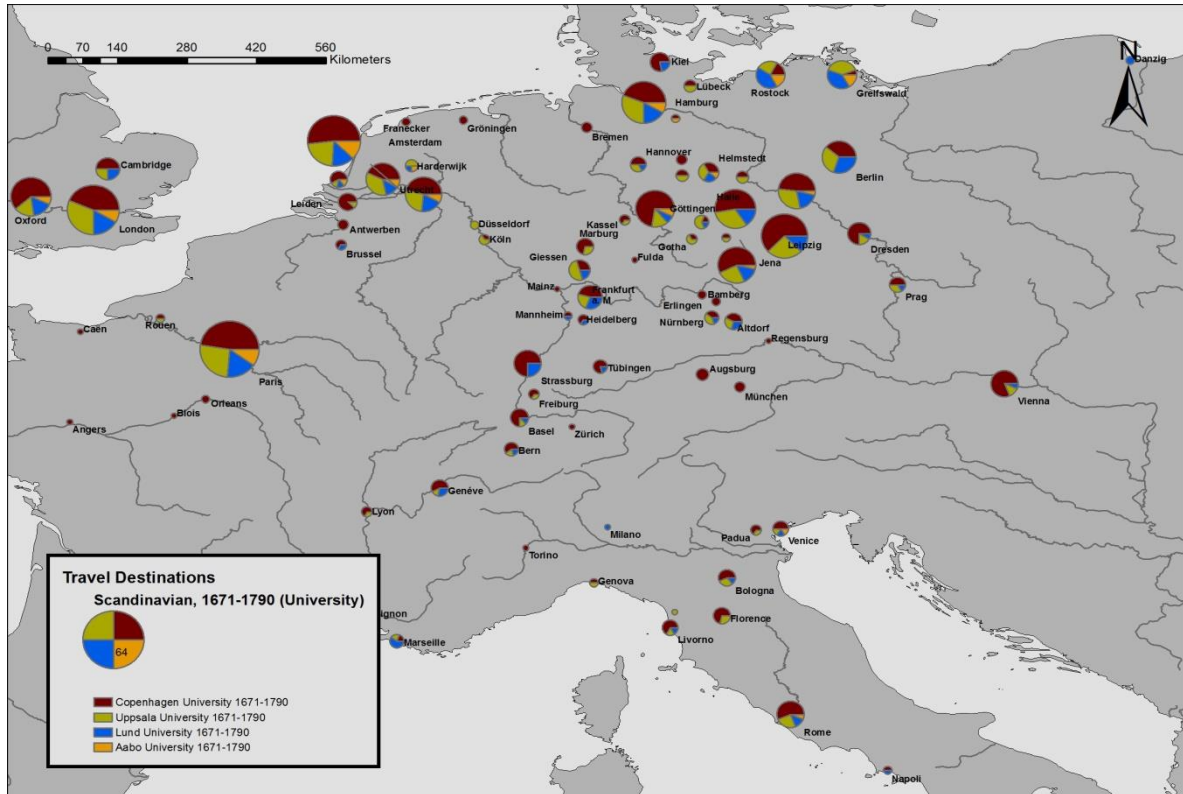
Appendix Map 2.4: *Peregrinationes Academica* – North German travels, No divisions, 1671-1790



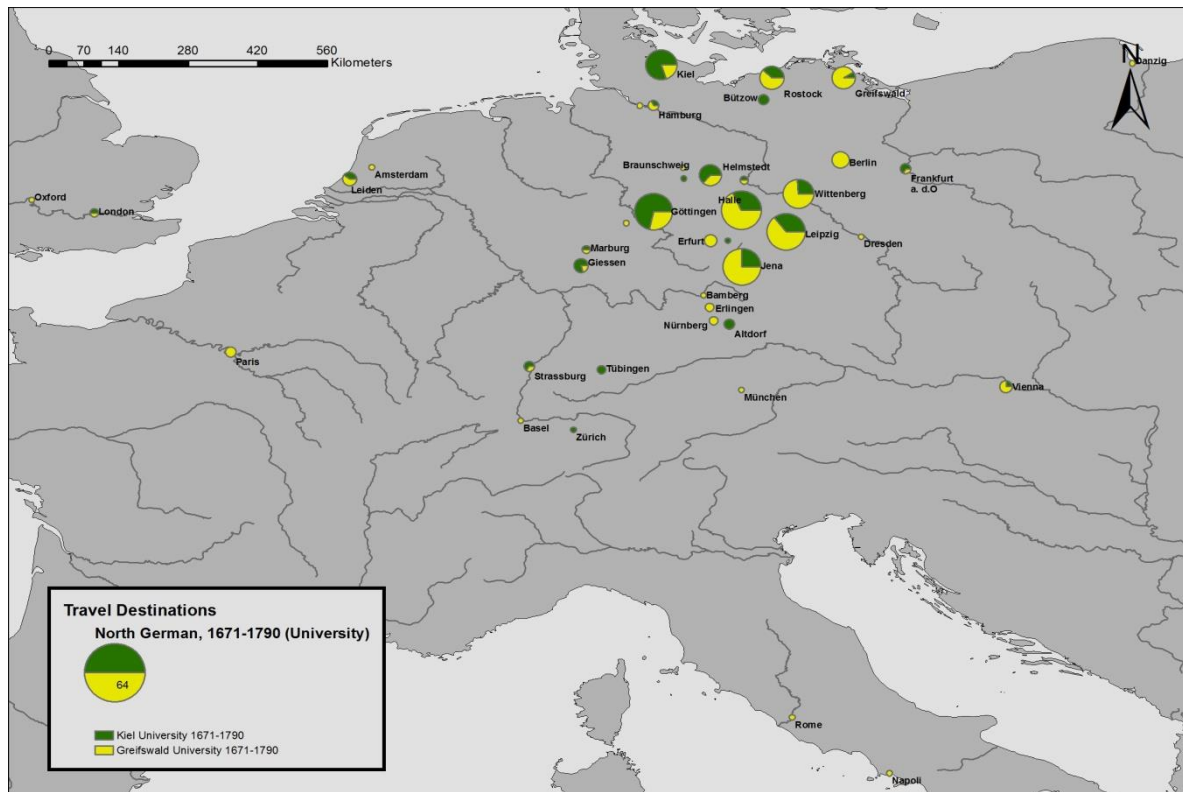


## TRAVEL DESTINATION: VISUALISATIONS, UNIVERSITY DIVISIONS (MAP 3)

Appendix Map 3.1: *Peregrinationes Academica* – Scandinavian travels, University division, 1671-1790

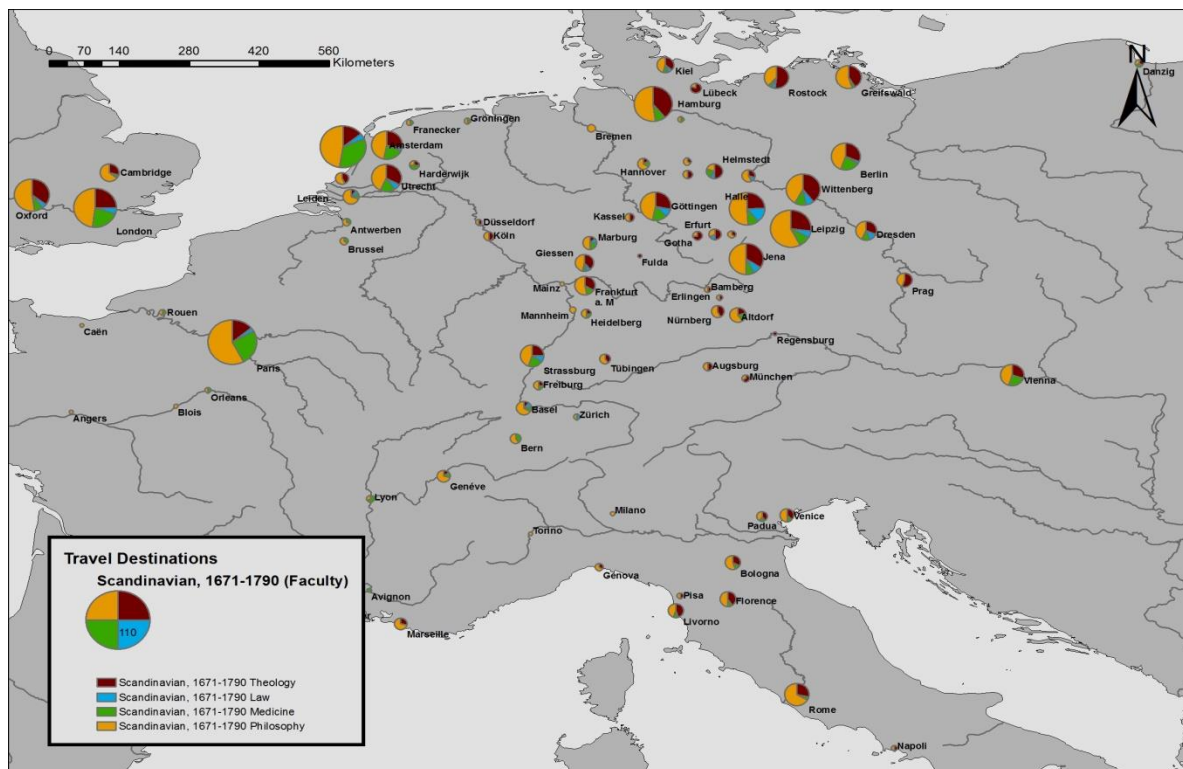


Appendix Map 3.2: *Peregrinationes Academica* – North German travels, University division, 1671-1790

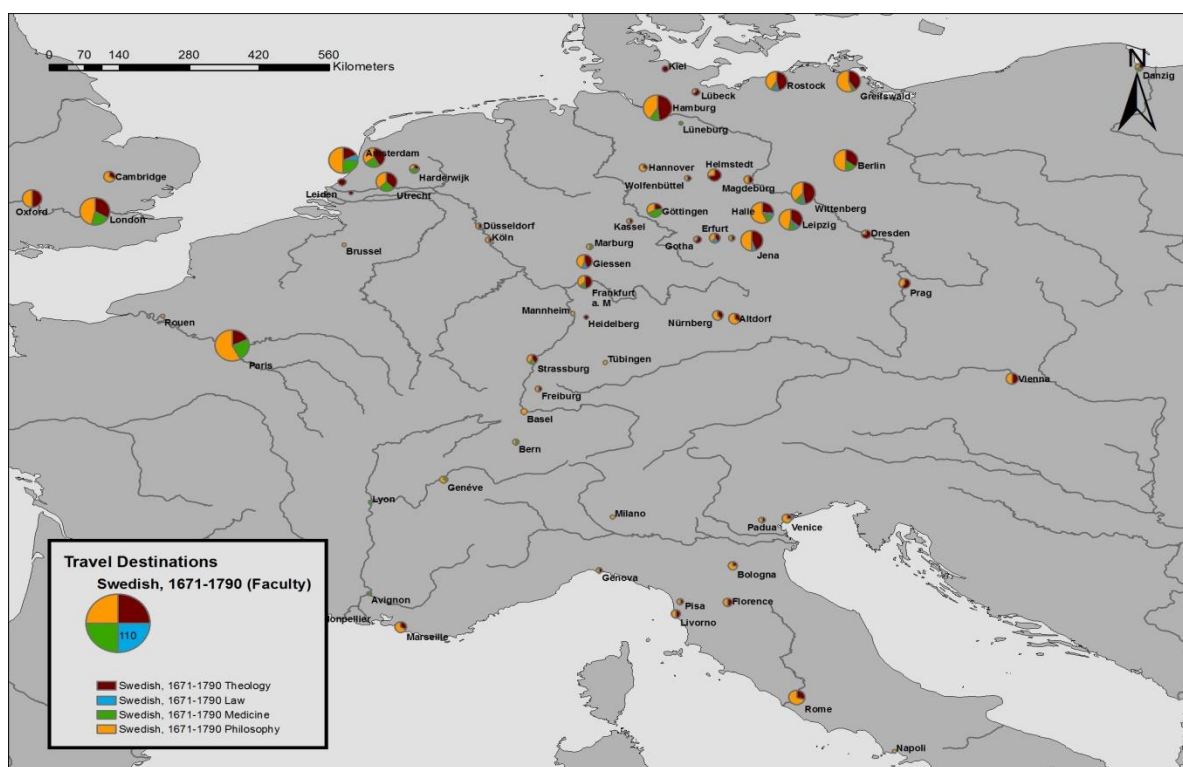


## TRAVEL DESTINATION: VISUALISATIONS, FACULTY DIVISIONS (MAP 4)

Appendix Map 4.1: *Peregrinationes Academica* – Scandinavian travels, Faculty division, 1671-1790

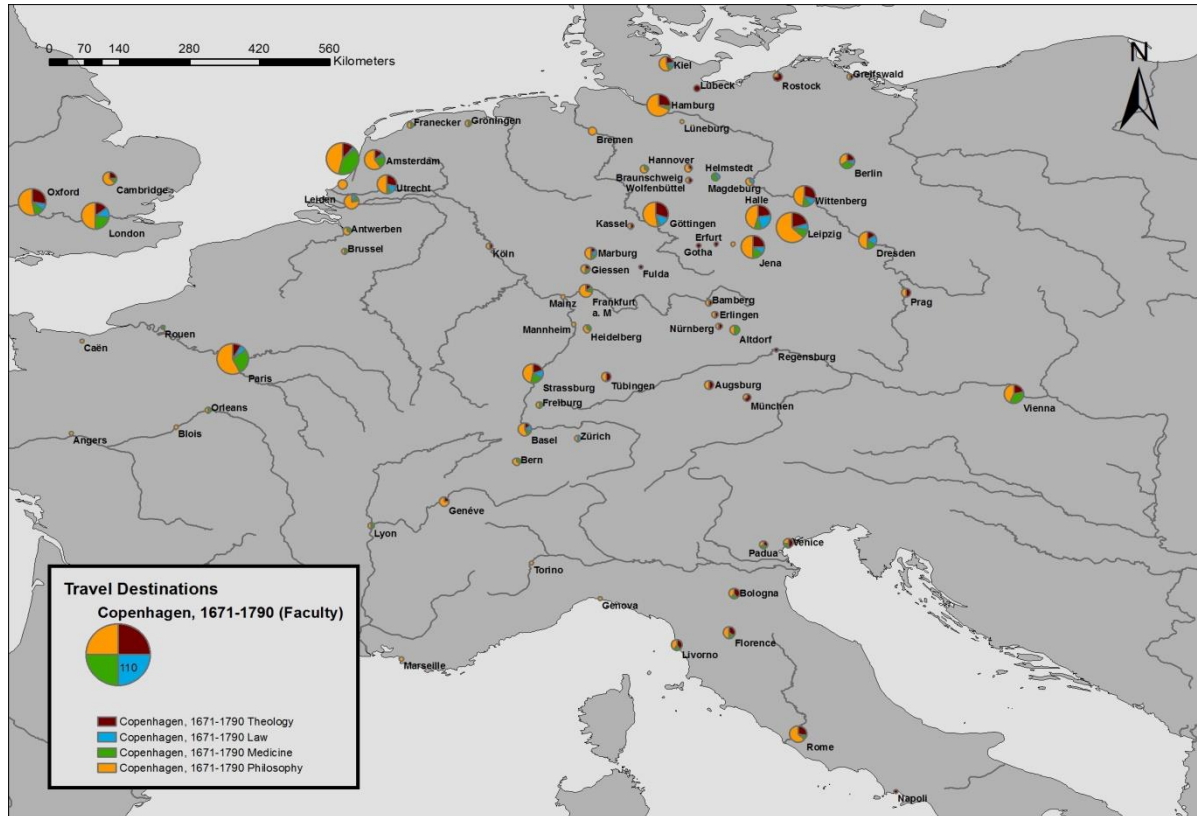


Appendix Map 4.2: *Peregrinationes Academica* – Swedish travels, Faculty division, 1671-1790

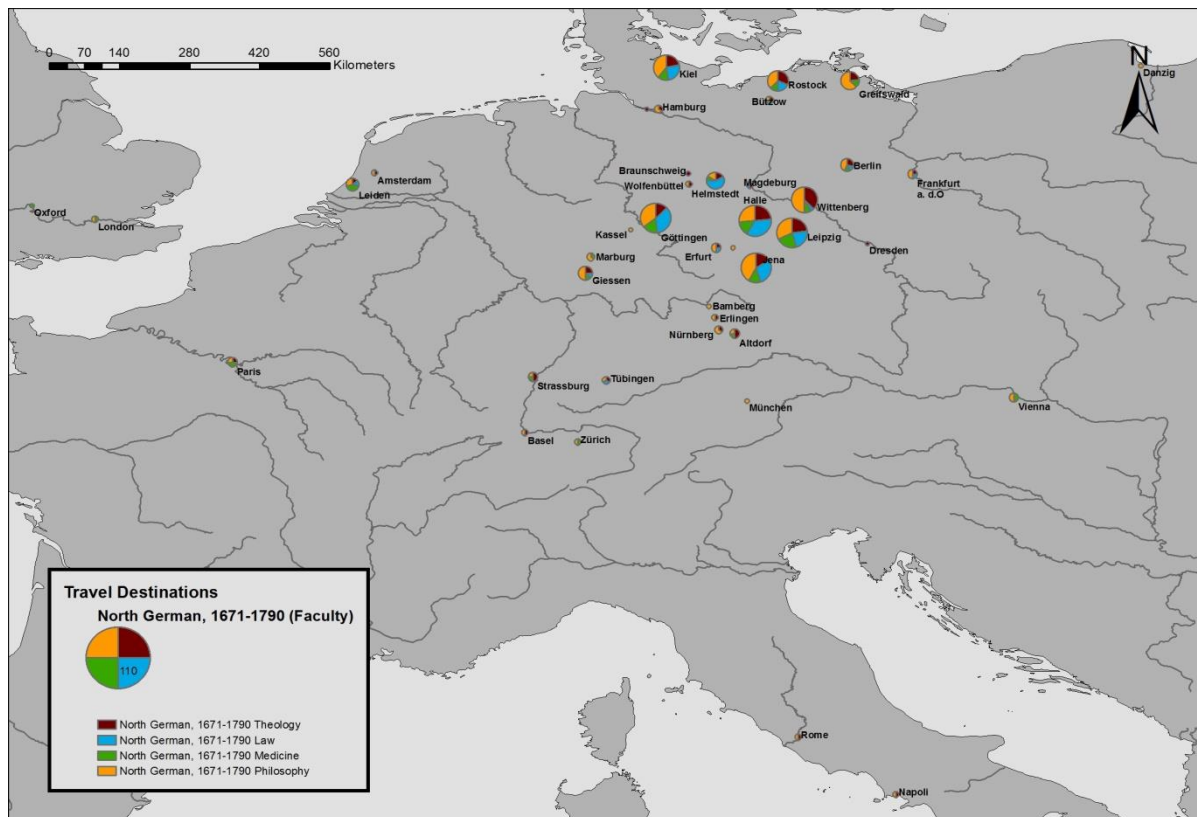




Appendix Map 4.3: *Peregrinationes Academica* – Copenhagen travels, Faculty division, 1671-1790



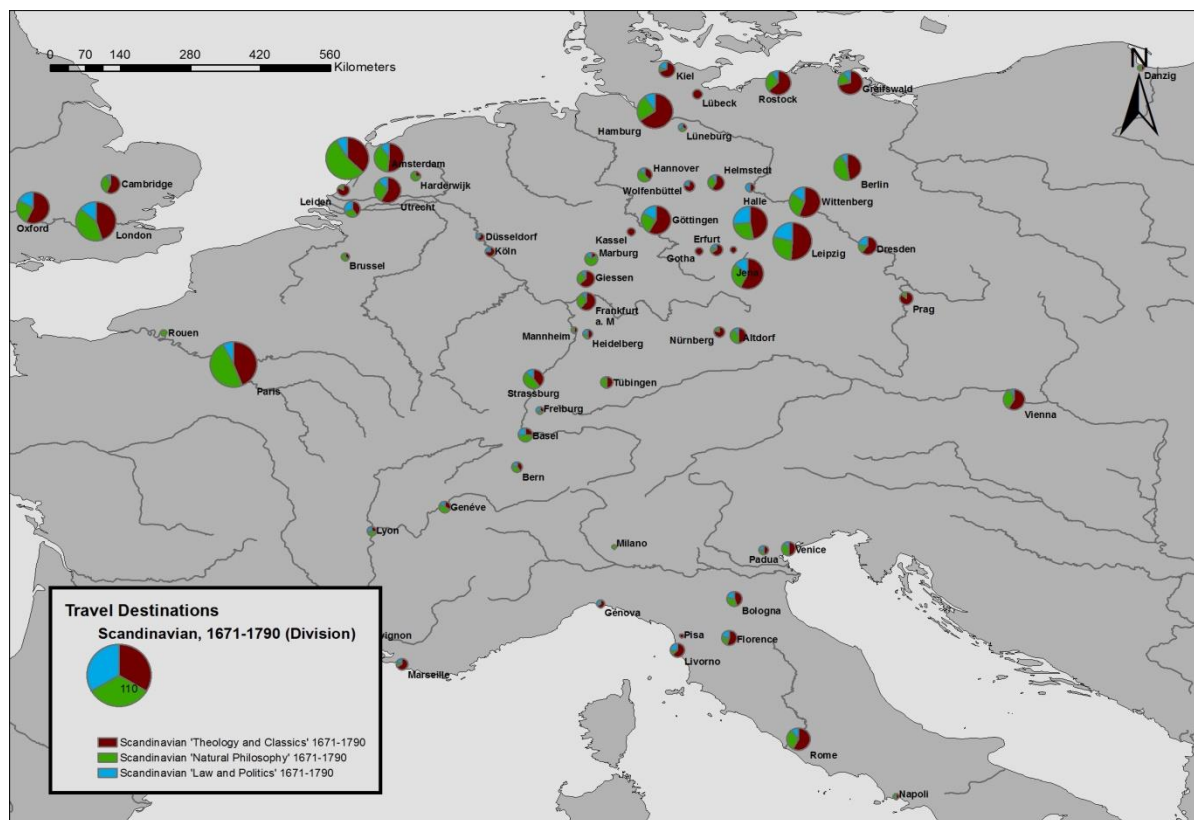
Appendix Map 4.4: *Peregrinationes Academica* – North German travels, Faculty division, 1671-1790



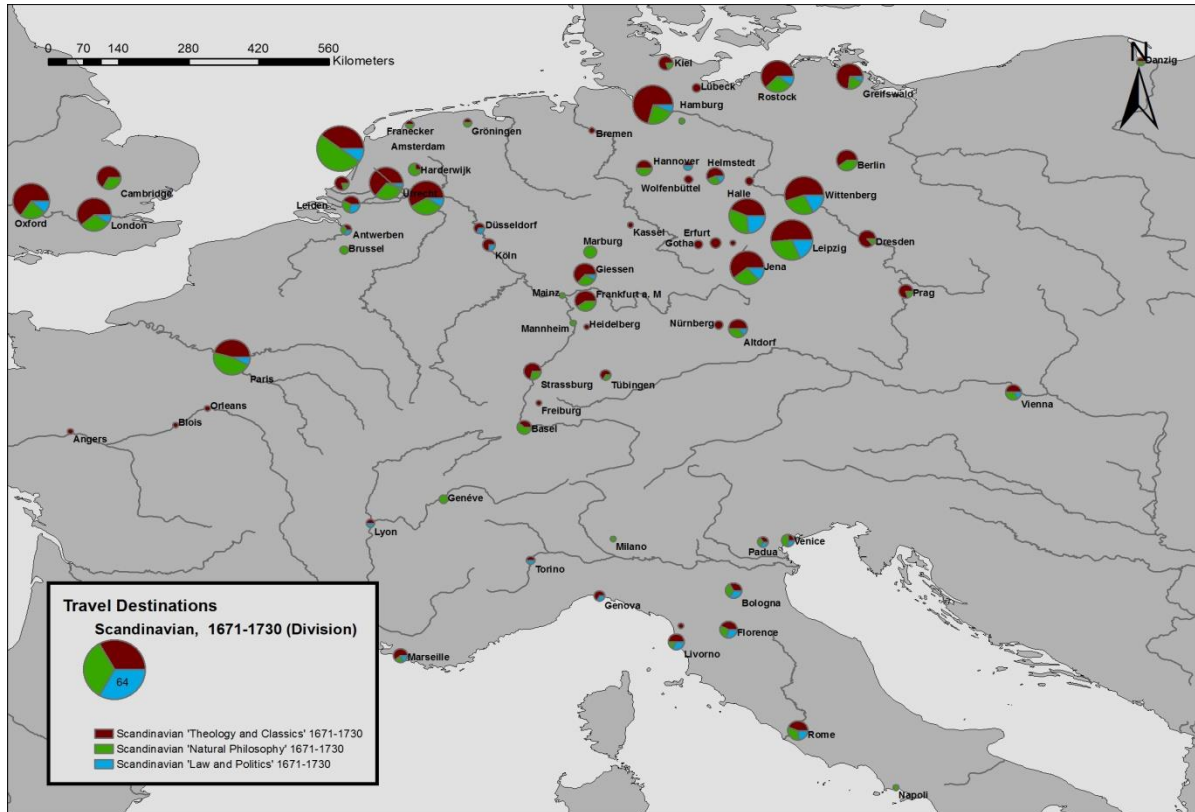
## TRAVEL DESTINATION: VISUALISATIONS, SCHOLARLY DISCIPLINE DIVISIONS (MAP 5)

Besides maps showing the travel destinations according to scholarly disciplinary divisions (cf. Basic Travel Data: Divided by scholarly discipline, Table 15), a temporal division between 1671-1730 and 1731-1790 has here also introduced for the Scandinavian travel in order to demonstrate that the geo-academic space were kept, despite the decline in travels.

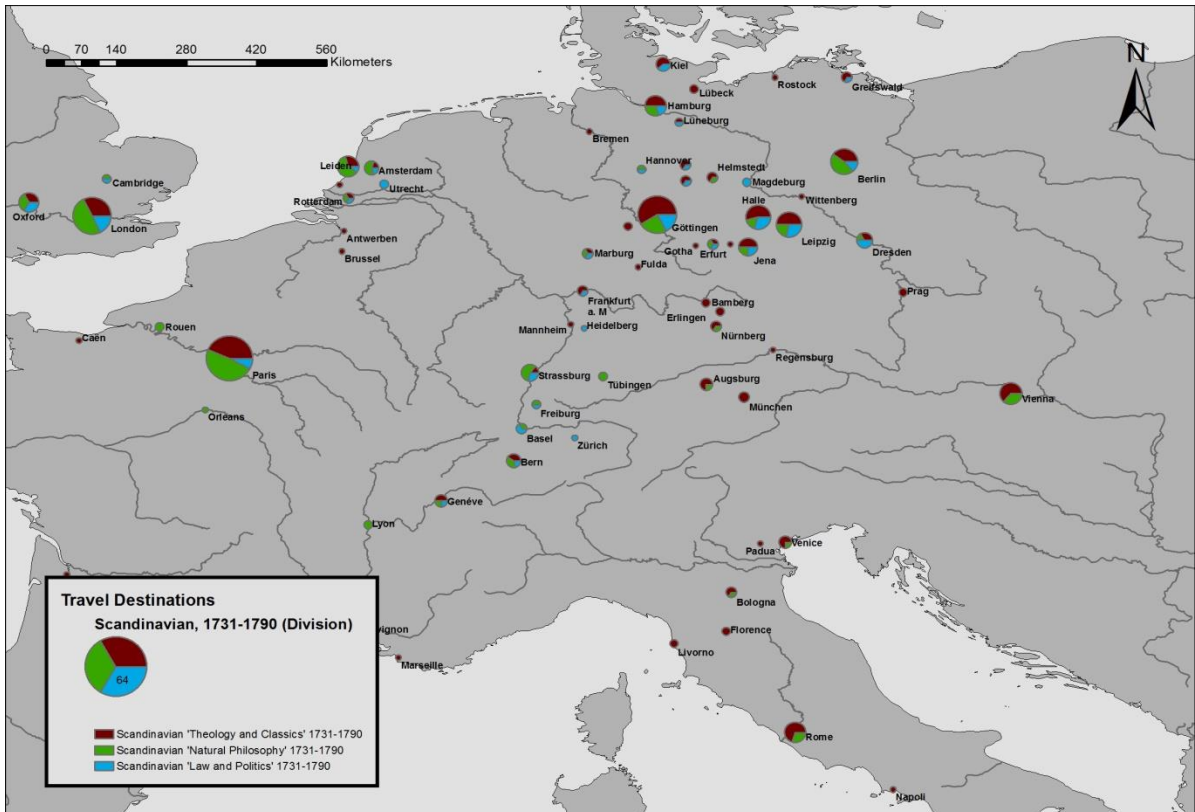
Appendix Map 5.1: *Peregrinationes Academica* – Scandinavian travels, Scholarly Discipline division, 1671-1790



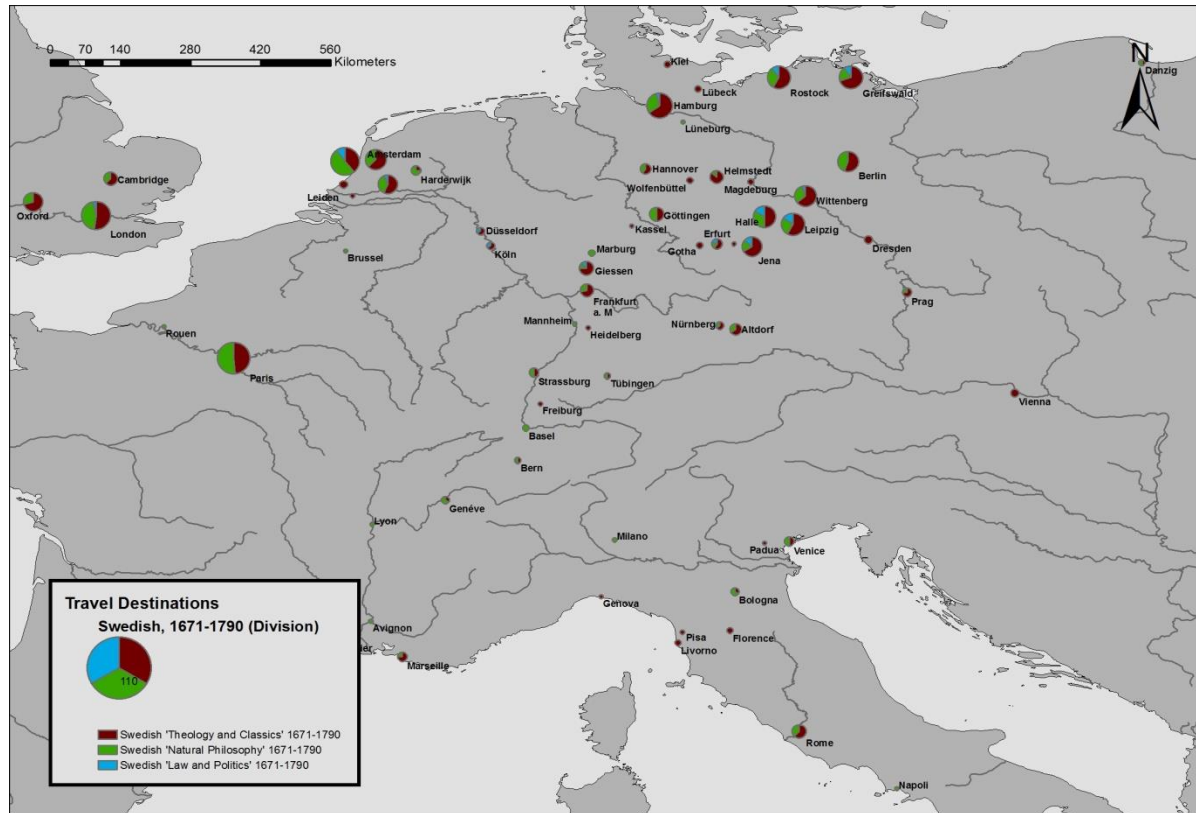
Appendix Map 5.2: *Peregrinationes Academica* – Scandinavian travels, Scholarly Discipline division, 1671-1730



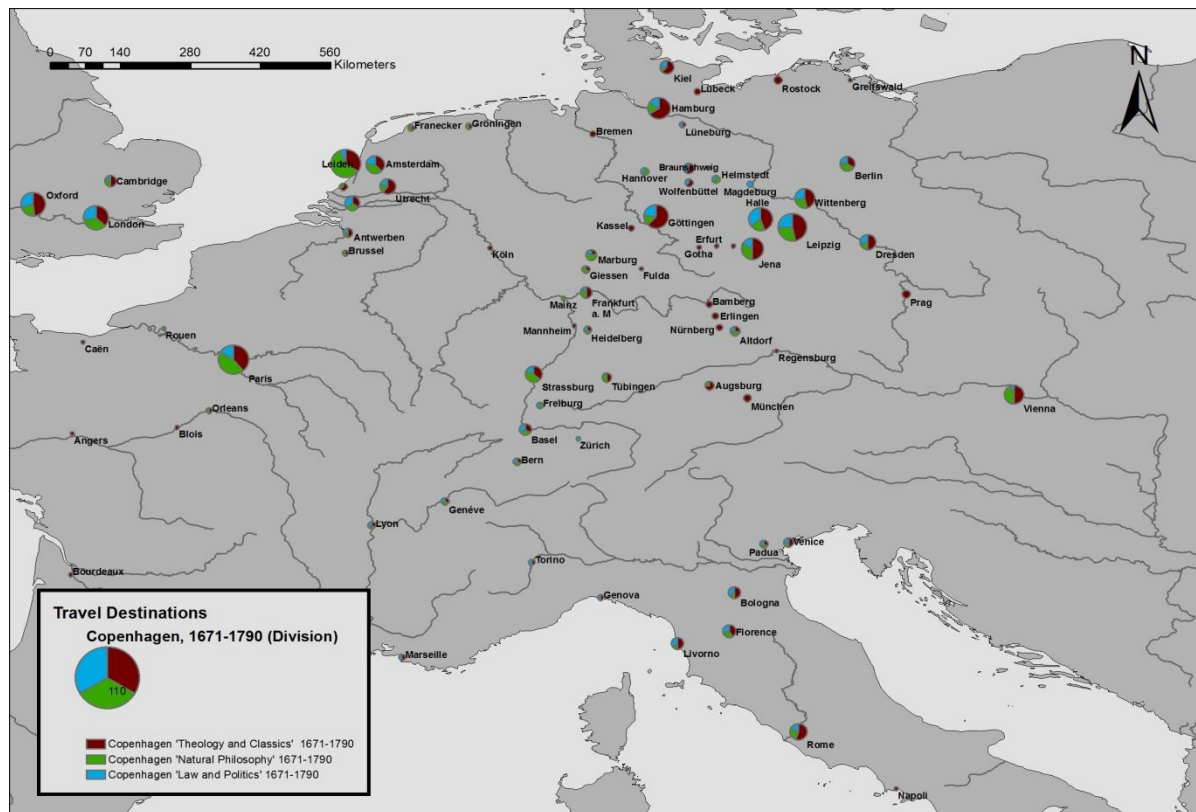
Appendix Map 5.3: *Peregrinationes Academica* – Scandinavian travels, Scholarly Discipline division, 1731-1790



Appendix Map 5.4: *Peregrinationes Academica* – Swedish travels, Scholarly Discipline division, 1671-1790

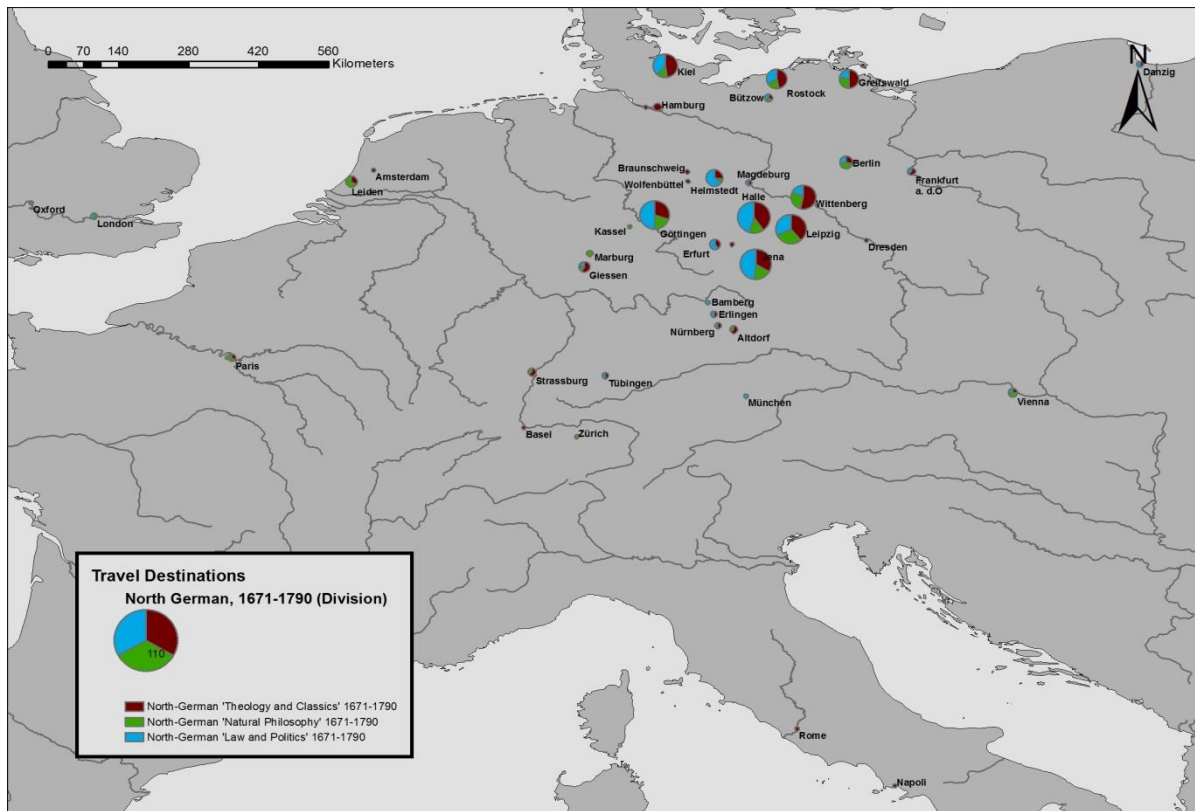


Appendix Map 5.5: *Peregrinationes Academica* – Copenhagen travels, Scholarly Discipline division, 1671-1790





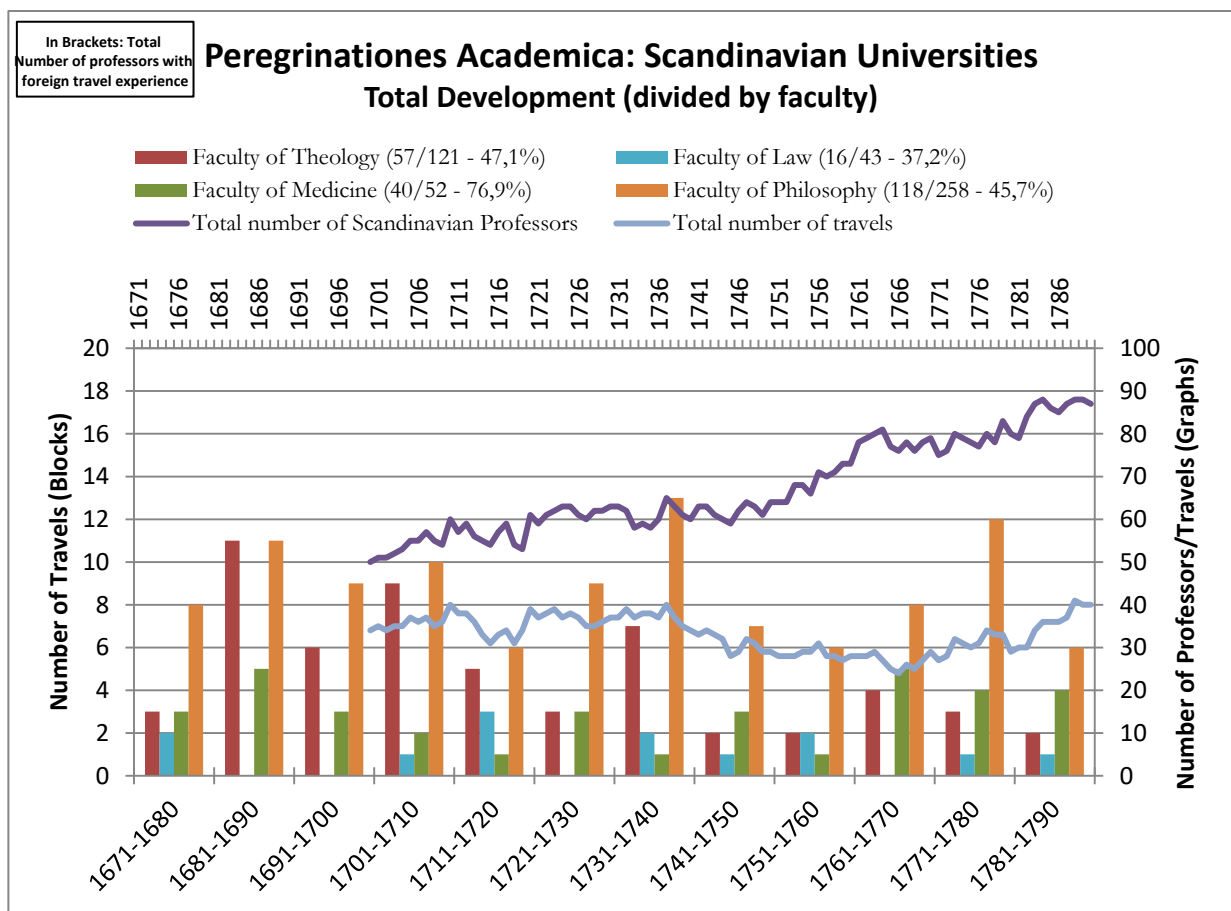
Appendix Map 5.6: *Peregrinationes Academica* – North German travels, Scholarly Discipline division, 1671-1790



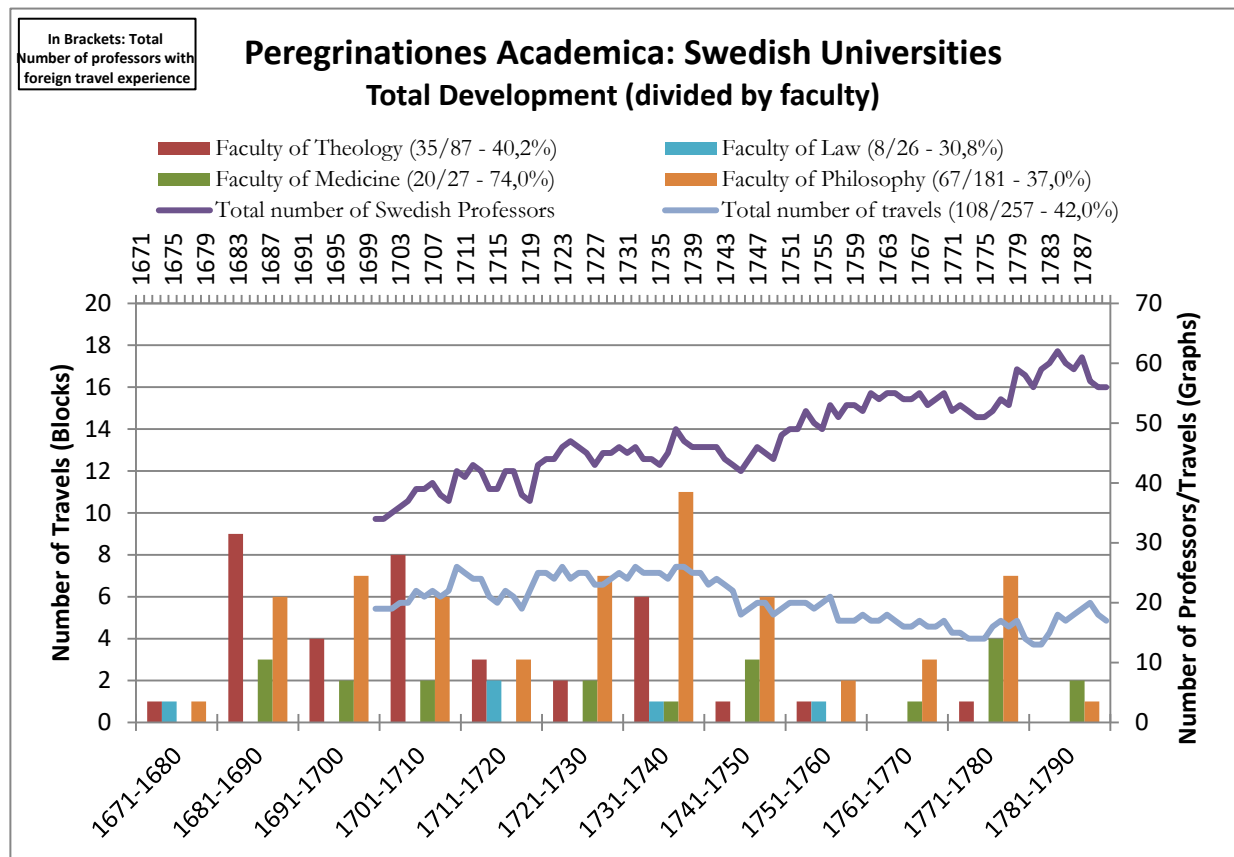
## TRAVEL DEVELOPMENT: DIVIDED BY FACULTY (COMBINED CHART 1)

These combined charts, which consist of both graphs and bars, shows the development of academic travels. In this section, the academic travels show, firstly, the developemt in the number of professors and the number of academic travels troughout the Eighteenth Century. Secondly, the combined charts also display the number of academic travels in ten-year intervals divided by faculty, thus also indicating the kind of travels that were done by the later professors.

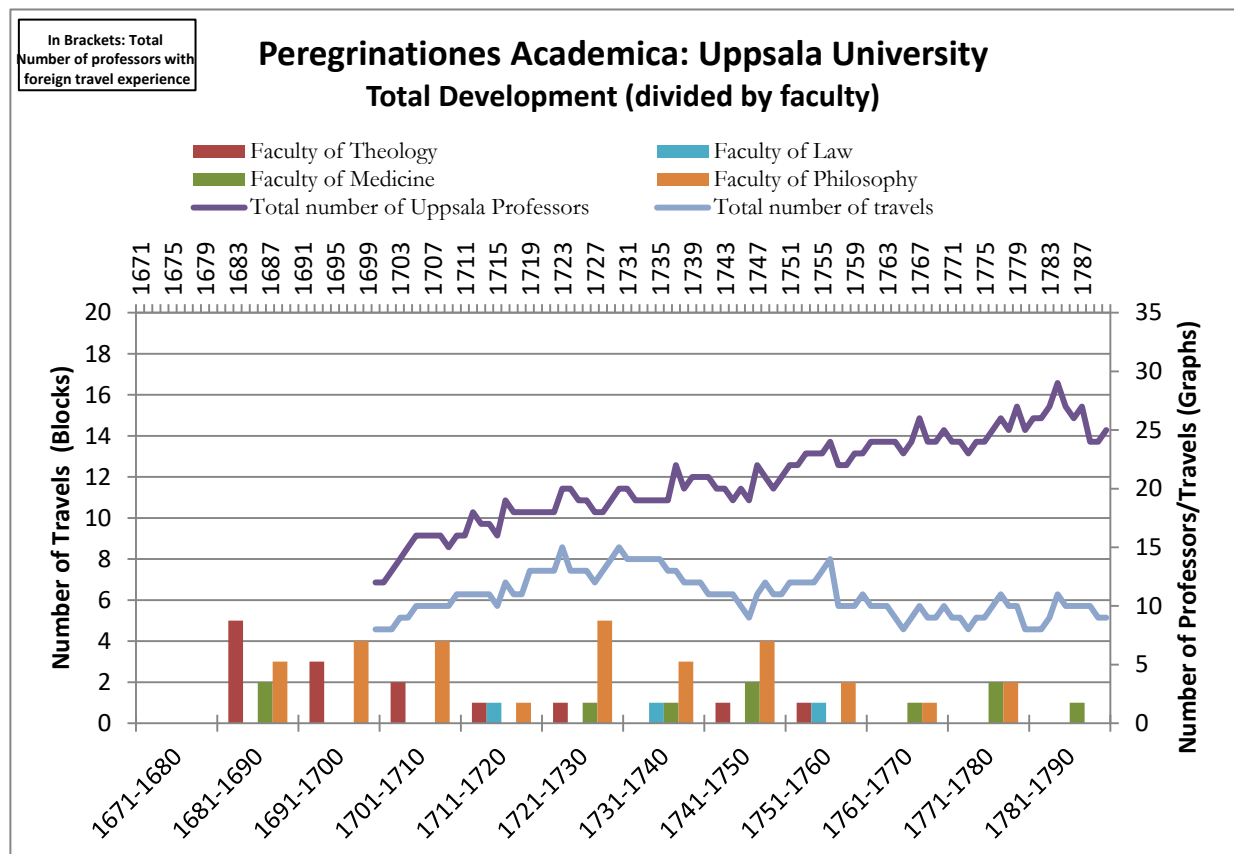
Combined Chart 1.1 - Peregrinationes Academica, Scandinavian Universities - Total Development, divided by faculty.



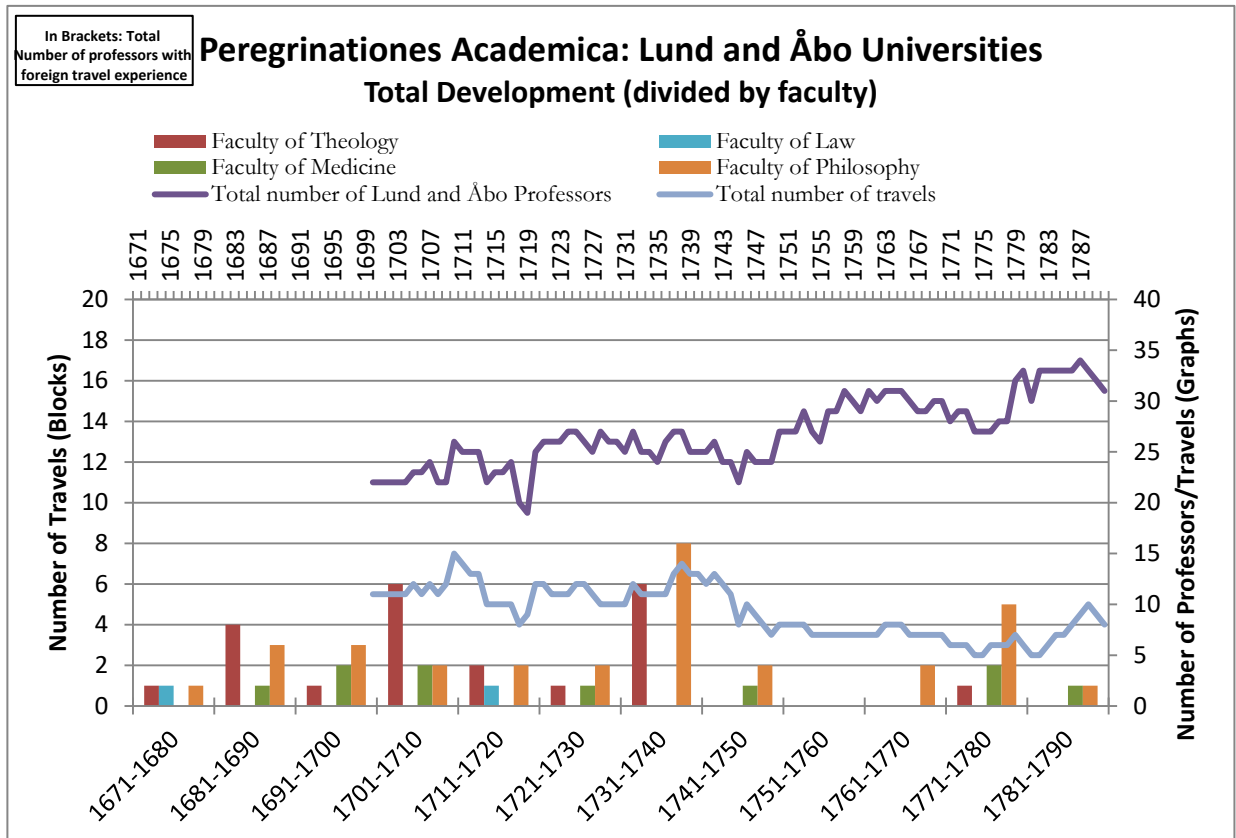
Combined Chart 1.2 - Peregrinationes Academica, Swedish Universities - Total Development, divided by faculty.



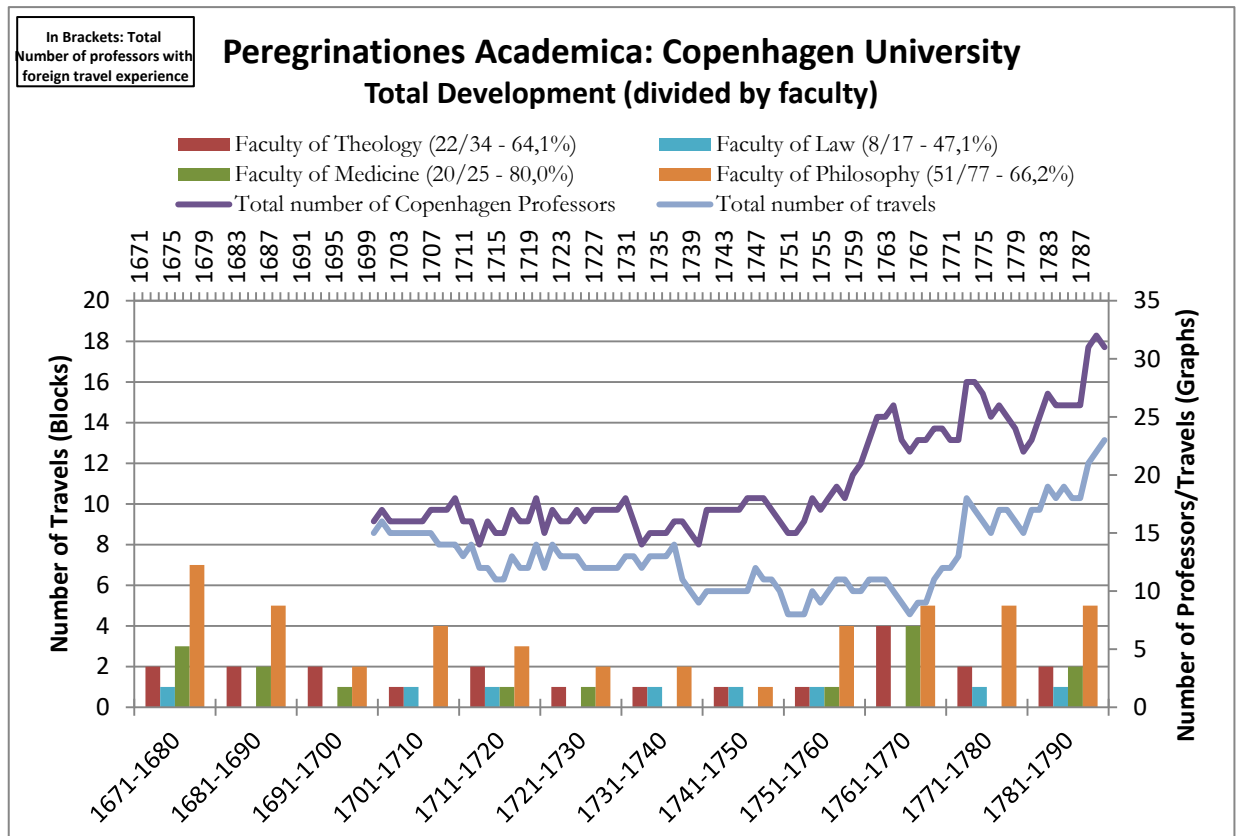
Combined Chart 1.3 - Peregrinationes Academica, Uppsala University - Total Development, divided by faculty



Combined Chart 1.4 - Peregrinationes Academica, Lund and Åbo Universities - Total Development, divided by faculty

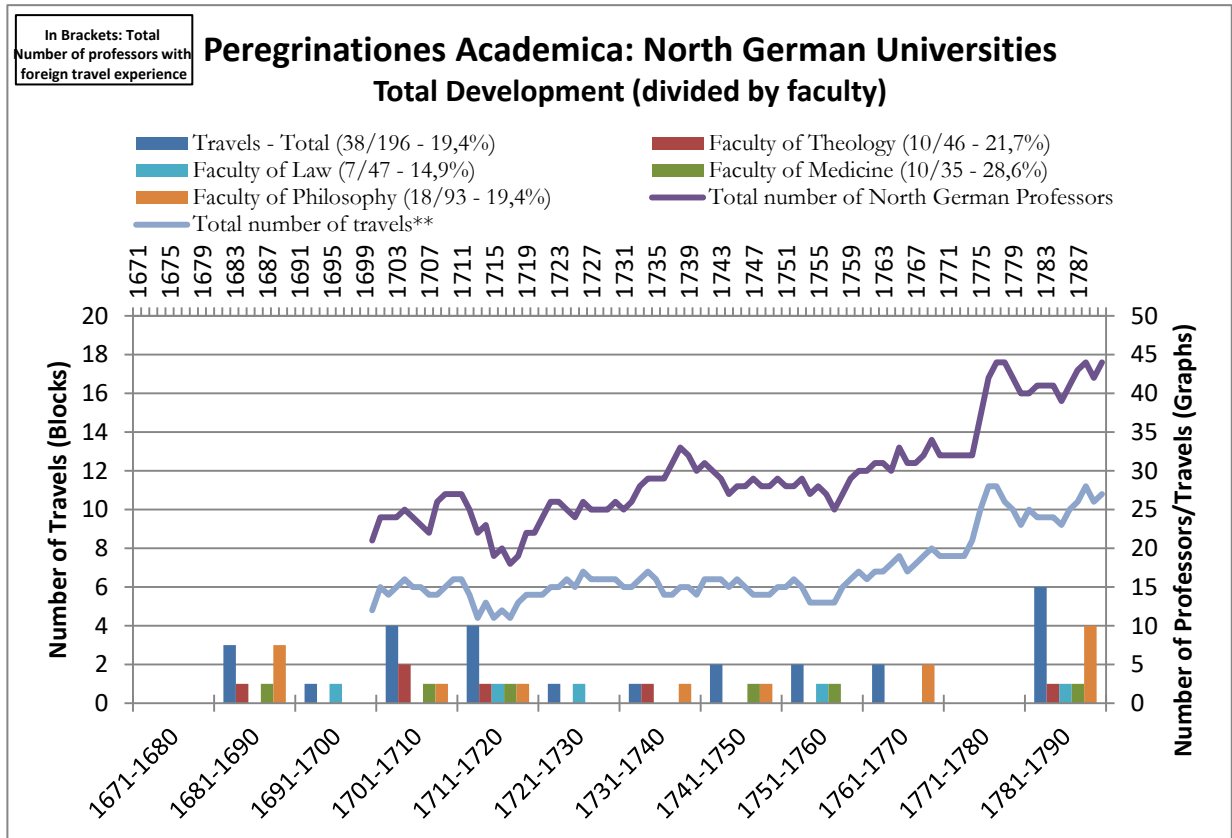


Combined Chart 1.5 - Peregrinationes Academica, Copenhagen University - Total Development, divided by faculty





Combined Chart 1.5 - Peregrinationes Academica, Copenhagen University - Total Development, divided by faculty



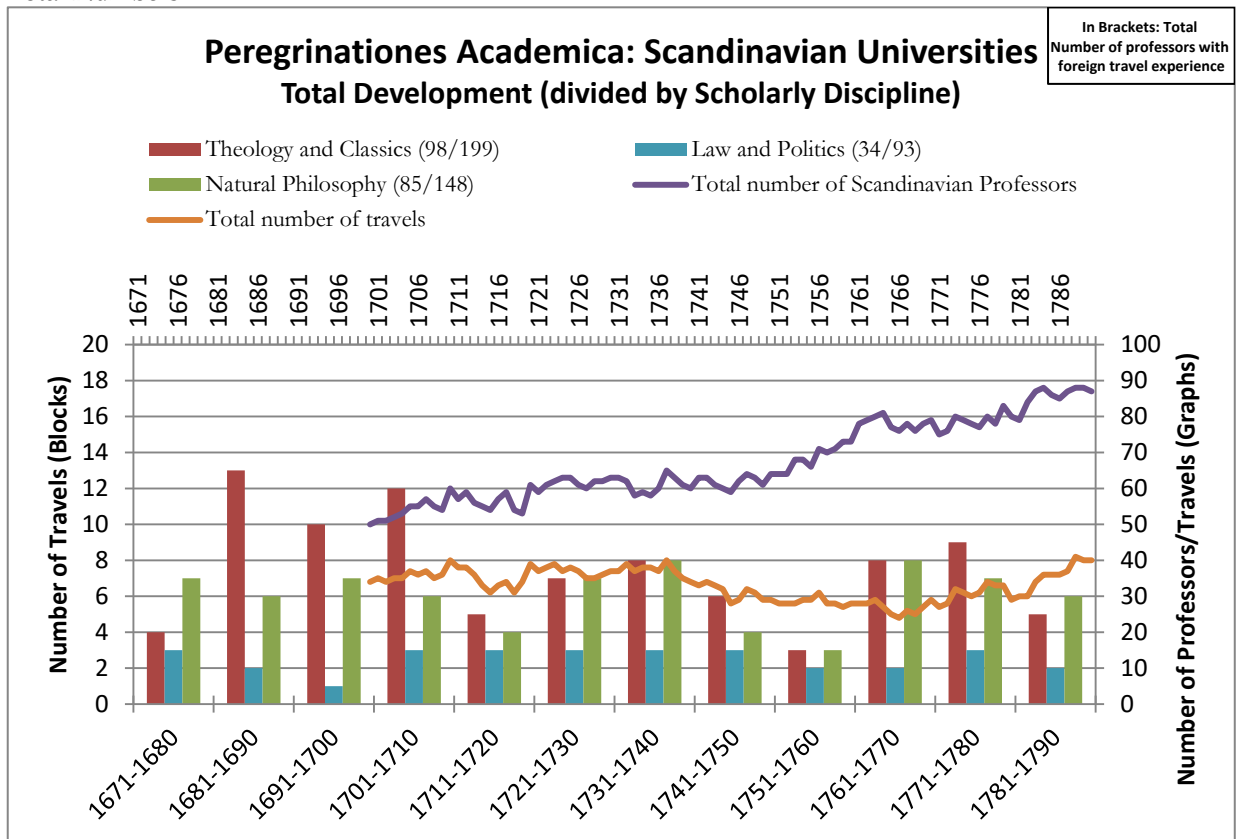
\*There is a severe lack of data for Kiel University regarding travels

\*\*These travels included the studies at different German universities, thus not foreign travels as such

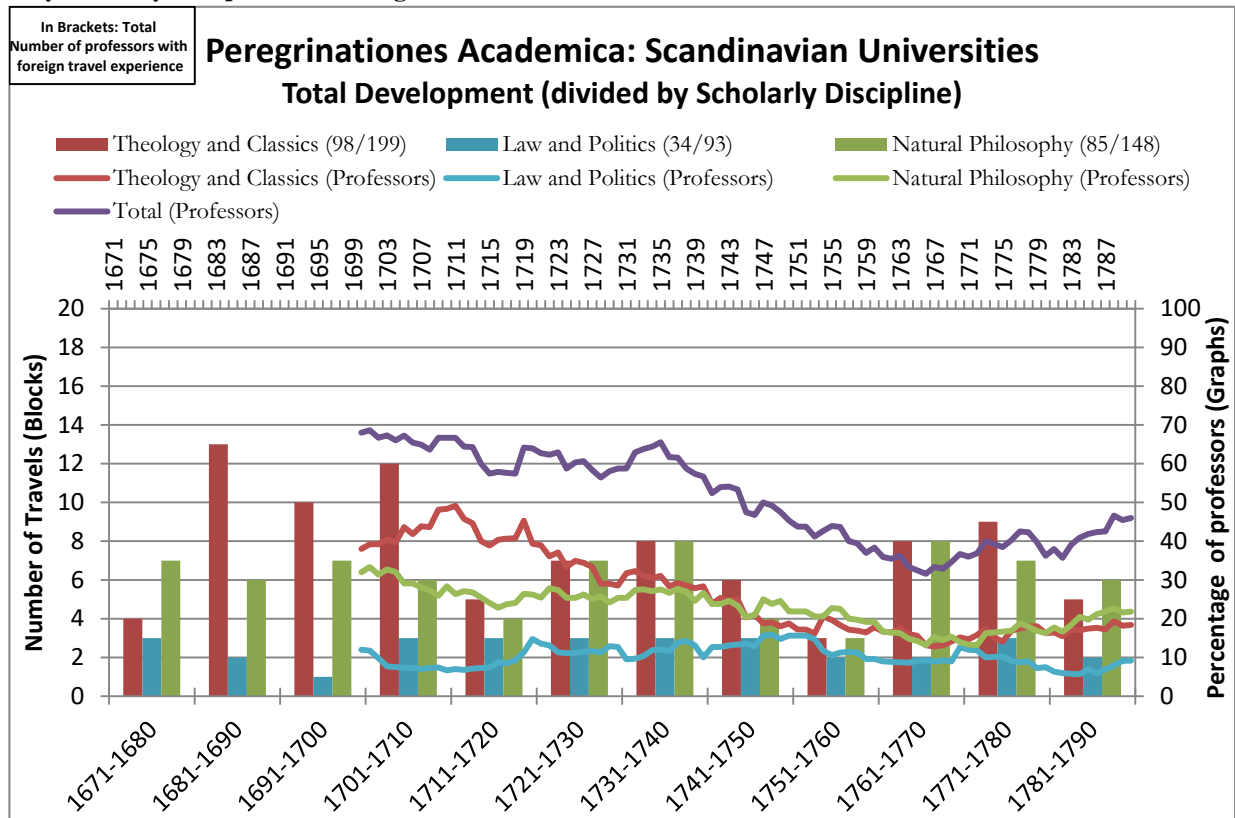
## TRAVEL DEVELOPMENT: DIVIDED BY SCHOLARLY DISCIPLINE (COMBINED CHART 2)

These combined charts are based on the same data as the previous combined charts and are structured in a similar way. However, this time the travel development is displayed according to the scholarly disciplines (cf. Basic Travel Data: Divided by Scholarly Disciplines). Furthermore, two additional charts have been added to each university category. Based on the same background made up by the ten-year intervals of travels, the graphs shows the development of professors with foreign academic travel experience, firstly in relations to the total number of travel within the university category, and secondly, in relation to the total number of travels within each scholarly discipline.

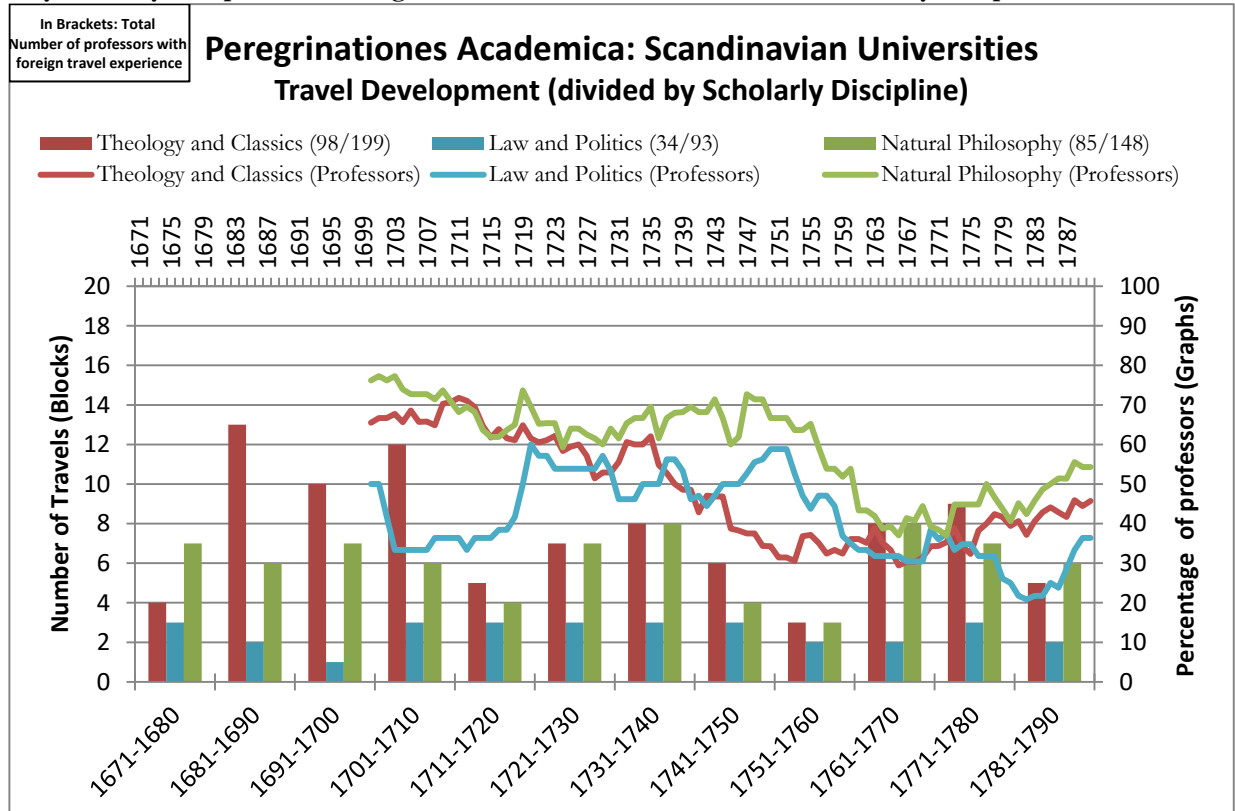
Combined Chart 2.1 - Peregrinationes Academica, Scandinavian Universities - Total Development in Total Numbers



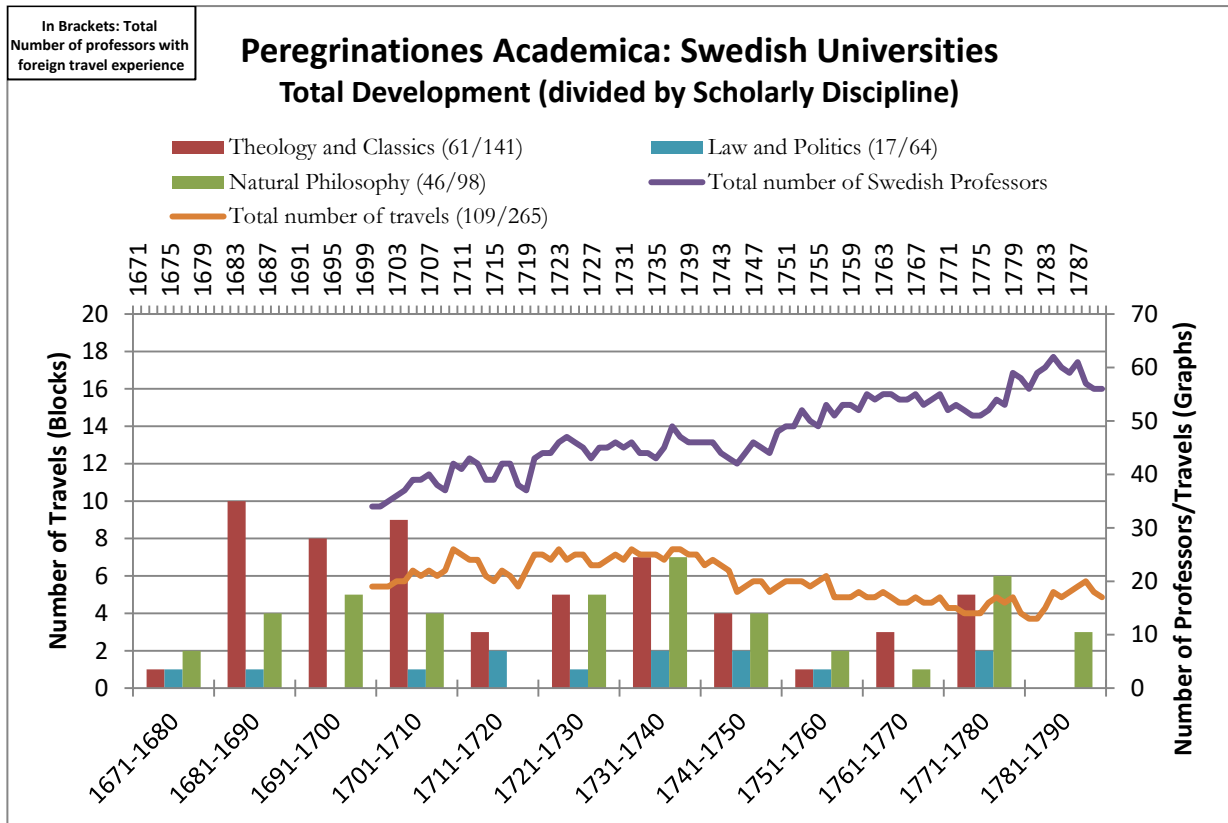
Combined Chart 2.2 - Peregrinationes Academica, Scandinavian Universities - Development of professors with foreign travel experience and the number of foreign travels in decade intervals, divided by scholarly discipline, according to total number of travels.



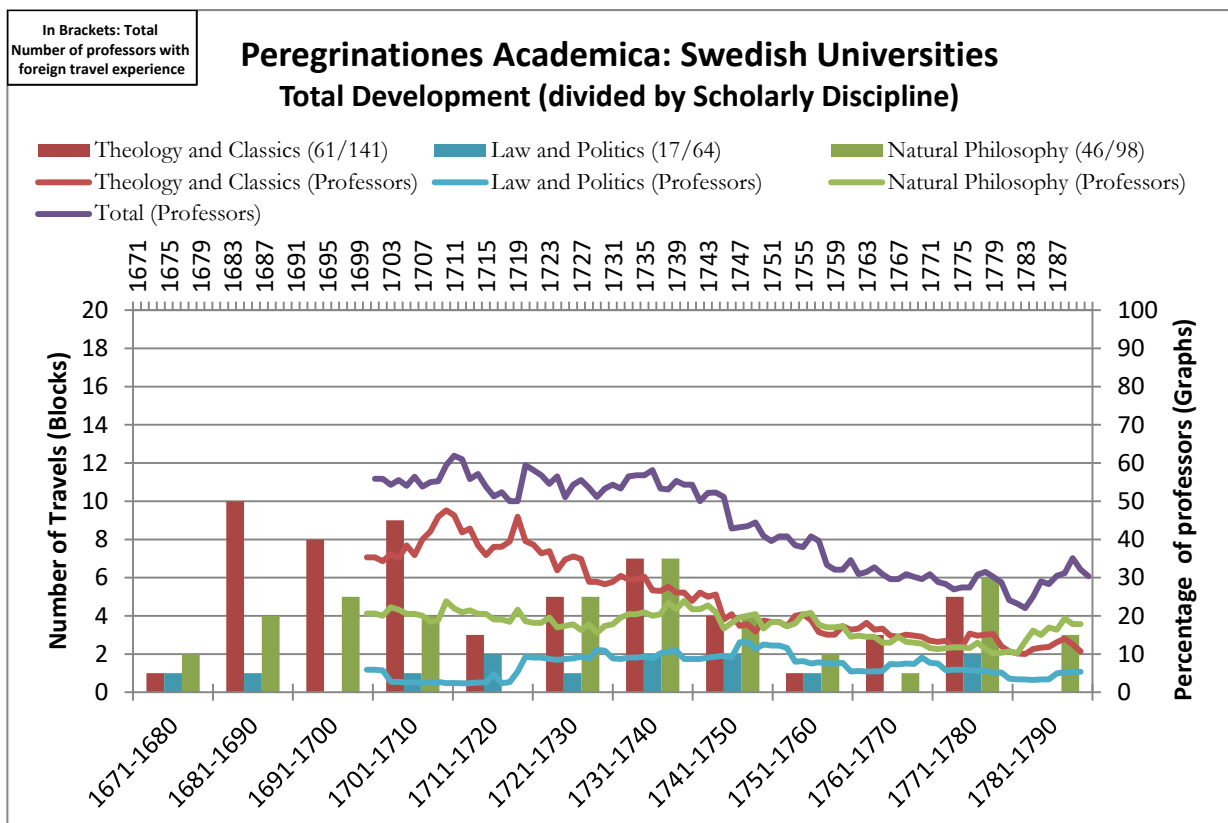
Combined Chart 2.3 - Peregrinationes Academica, Scandinavian Universities - Development of professors with foreign travel experience and the number of foreign travels in decade intervals, divided by scholarly discipline, according to the total number of travels in each scholarly discipline.



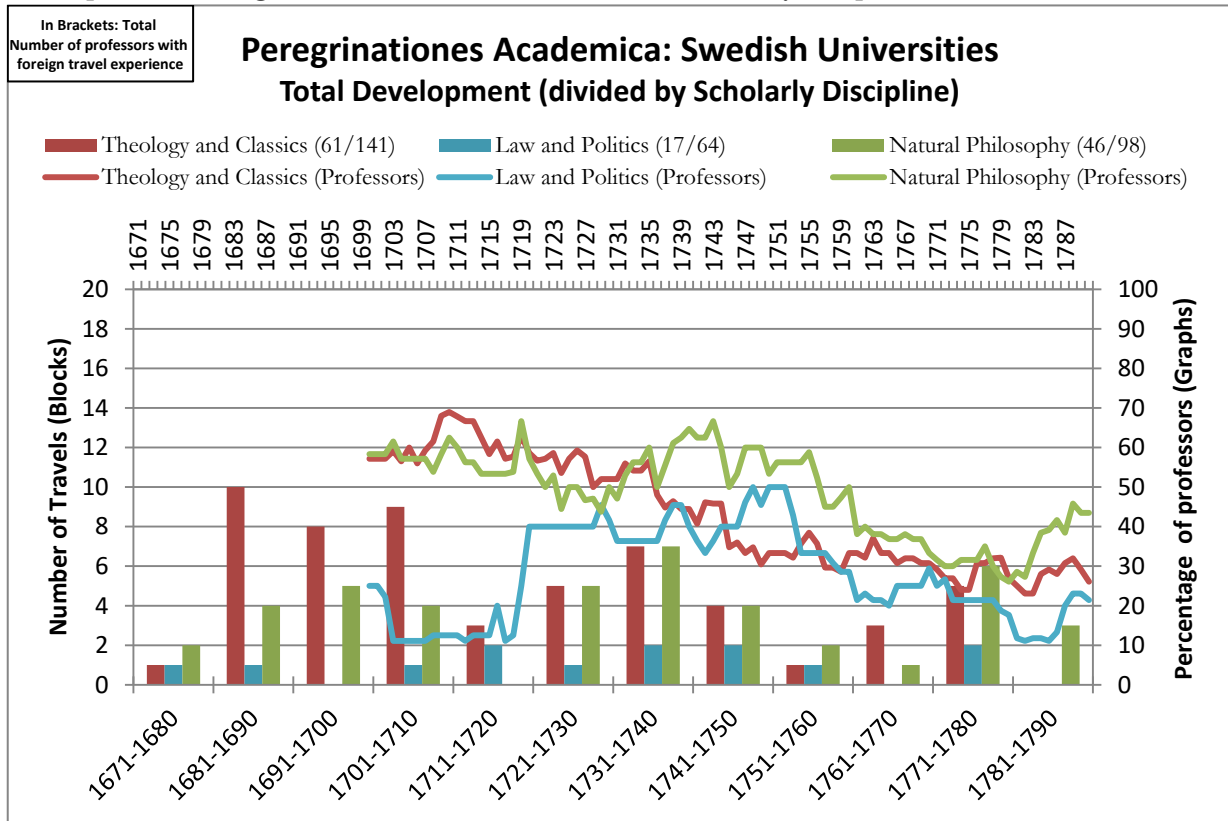
Combined Chart 2.4 - Peregrinationes Academica, Swedish Universities - Total Development in Total Numbers



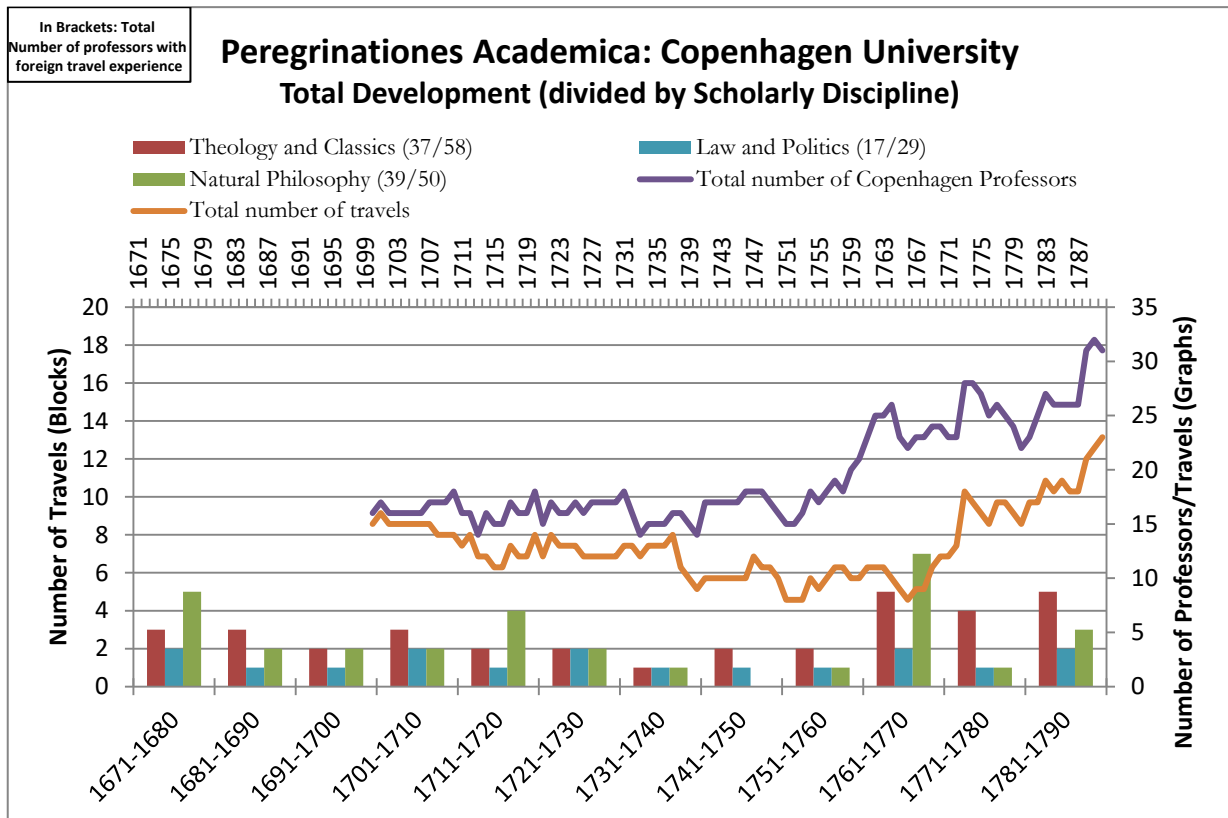
Combined Chart 2.5 - Peregrinationes Academica, Swedish Universities - Development of professors with foreign travel experience and the number of foreign travels in decade intervals, divided by scholarly discipline, according to total number of travels.



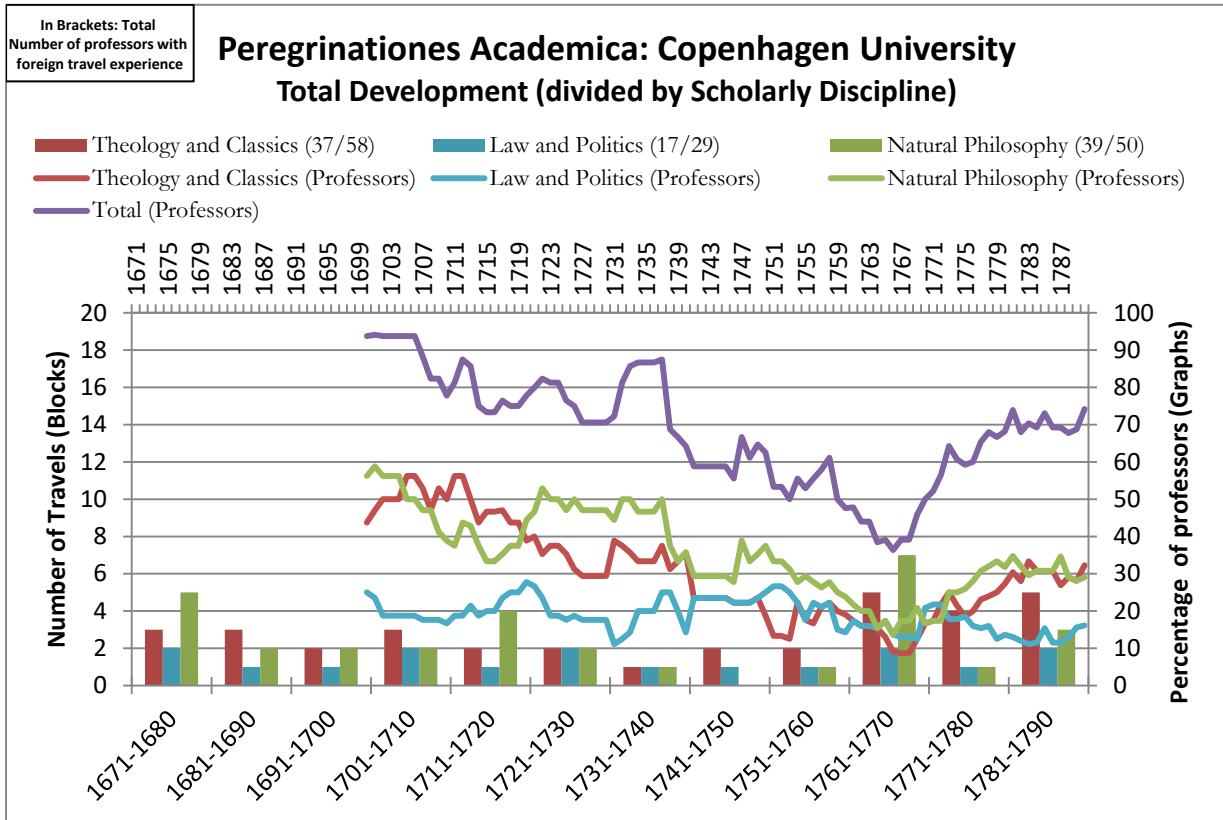
Combined Chart 2.6 - Peregrinationes Academica, Swedish Universities - Development of professors with foreign travel experience and the number of foreign travels in decade intervals, divided by scholarly discipline, according to the total number of travels in each scholarly discipline.



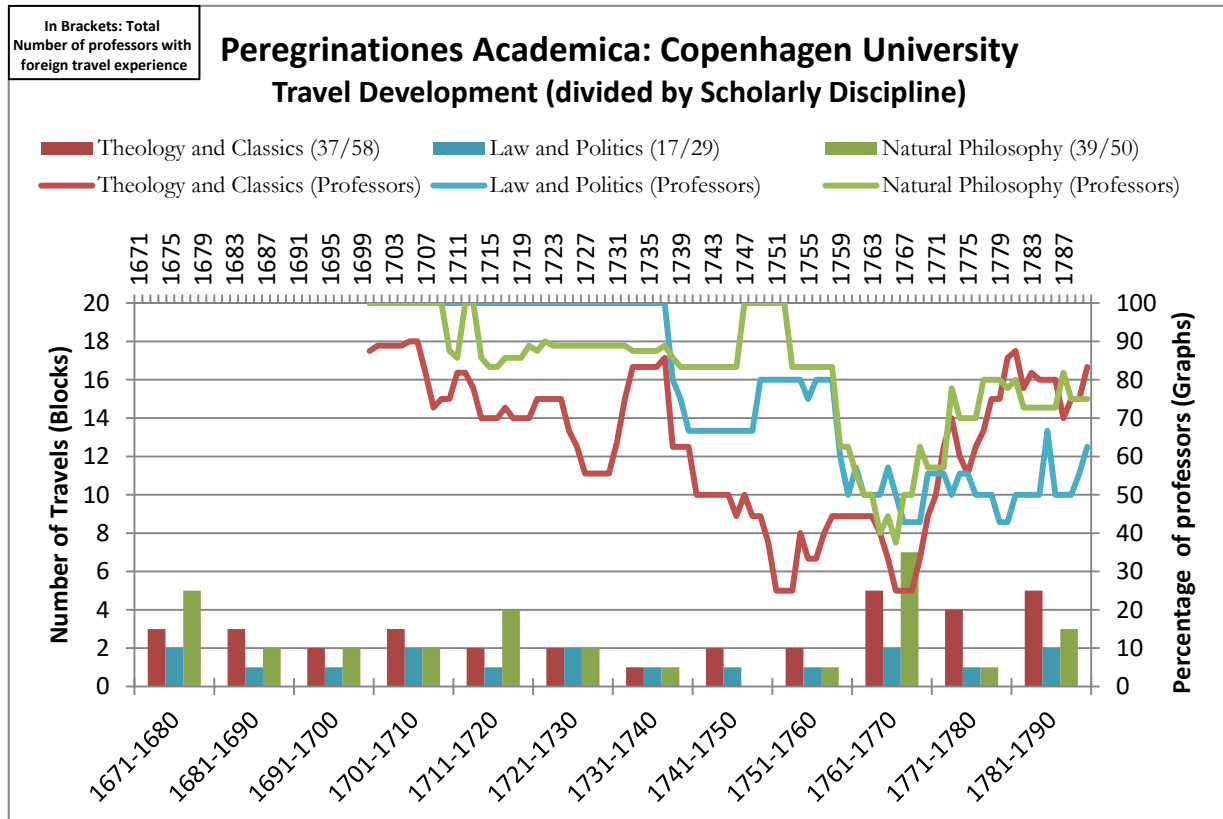
Combined Chart 2.7 - Peregrinationes Academica, Copenhagen University - Total Development in Total Numbers



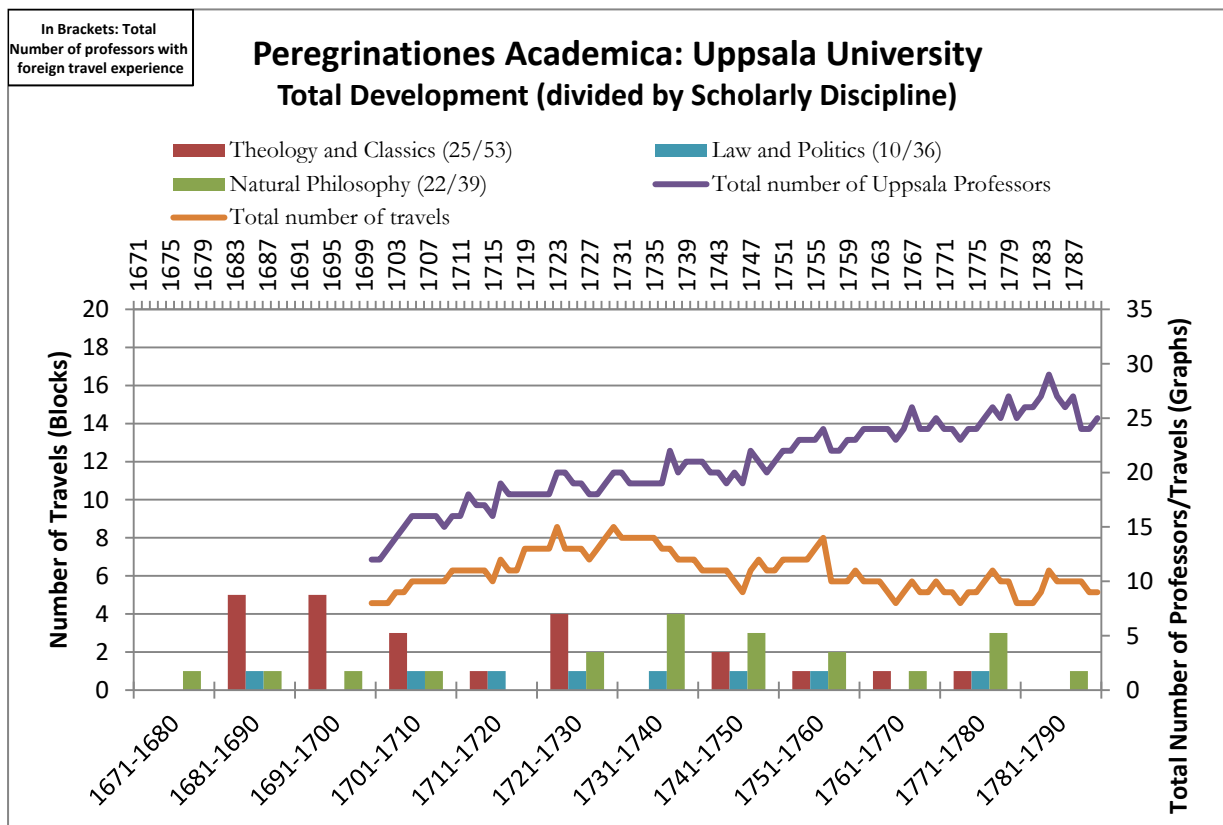
Combined Chart 2.8 - Peregrinationes Academica, Copenhagen University - Development of professors with foreign travel experience and the number of foreign travels in decade intervals, divided by scholarly discipline, according to total number of travels.



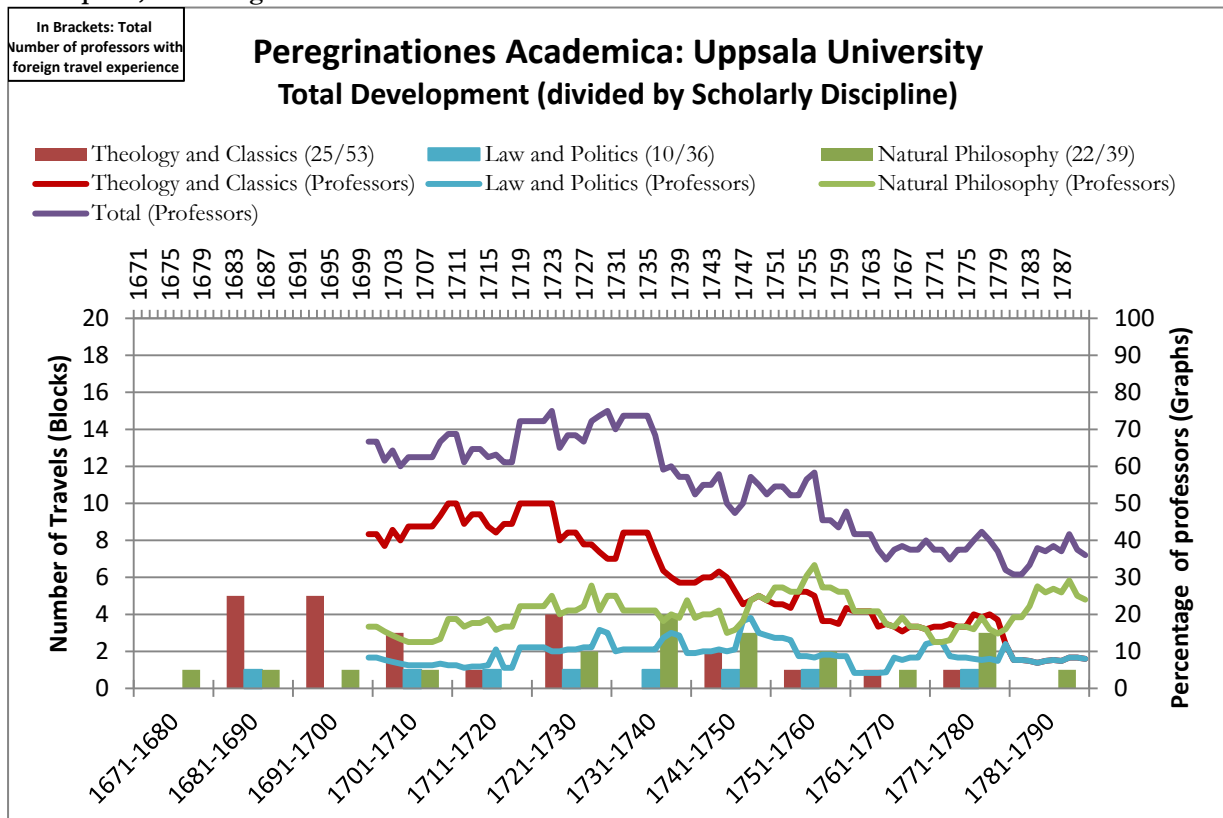
Combined Chart 2.9 - Peregrinationes Academica, Copenhagen University - Development of professors with foreign travel experience and the number of foreign travels in decade intervals, divided by scholarly discipline, according to the total number of travels in each scholarly discipline.



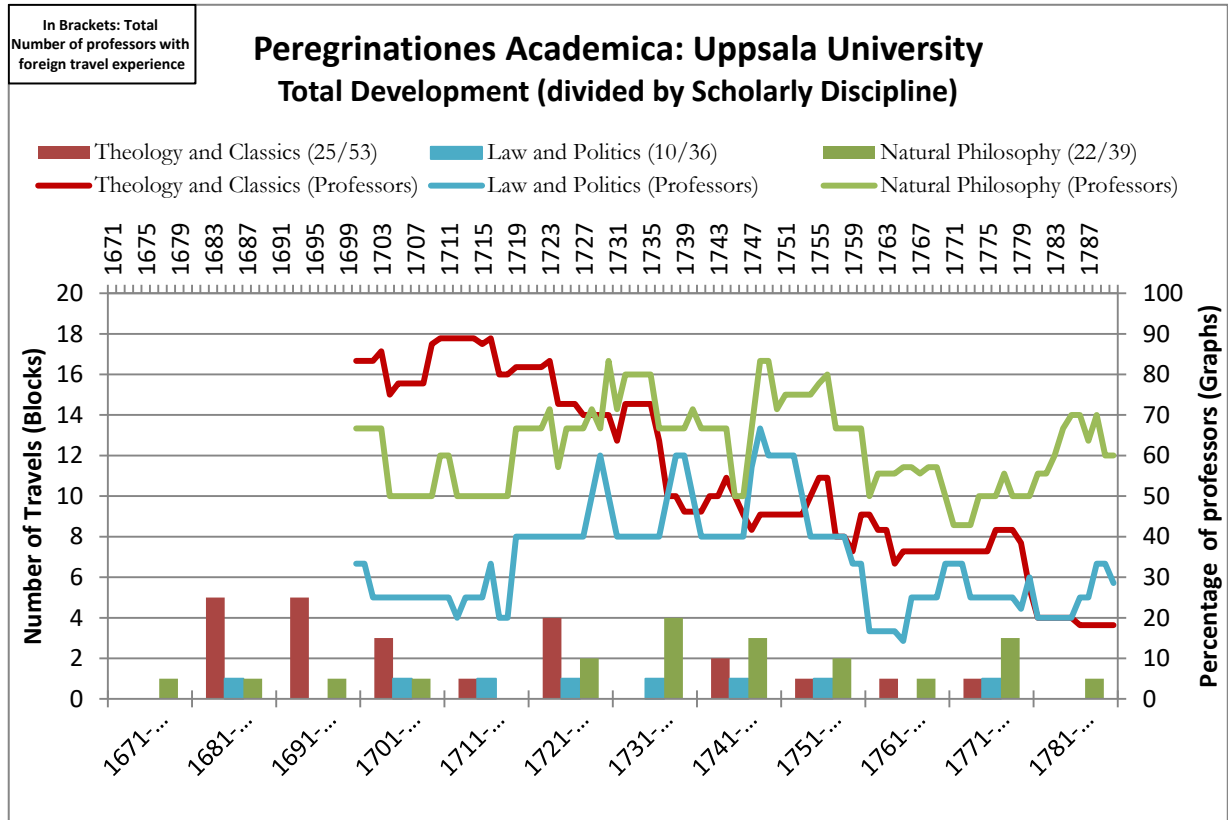
Combined Chart 2.10 - Peregrinationes Academica, Uppsala University - Total Development in Total Numbers



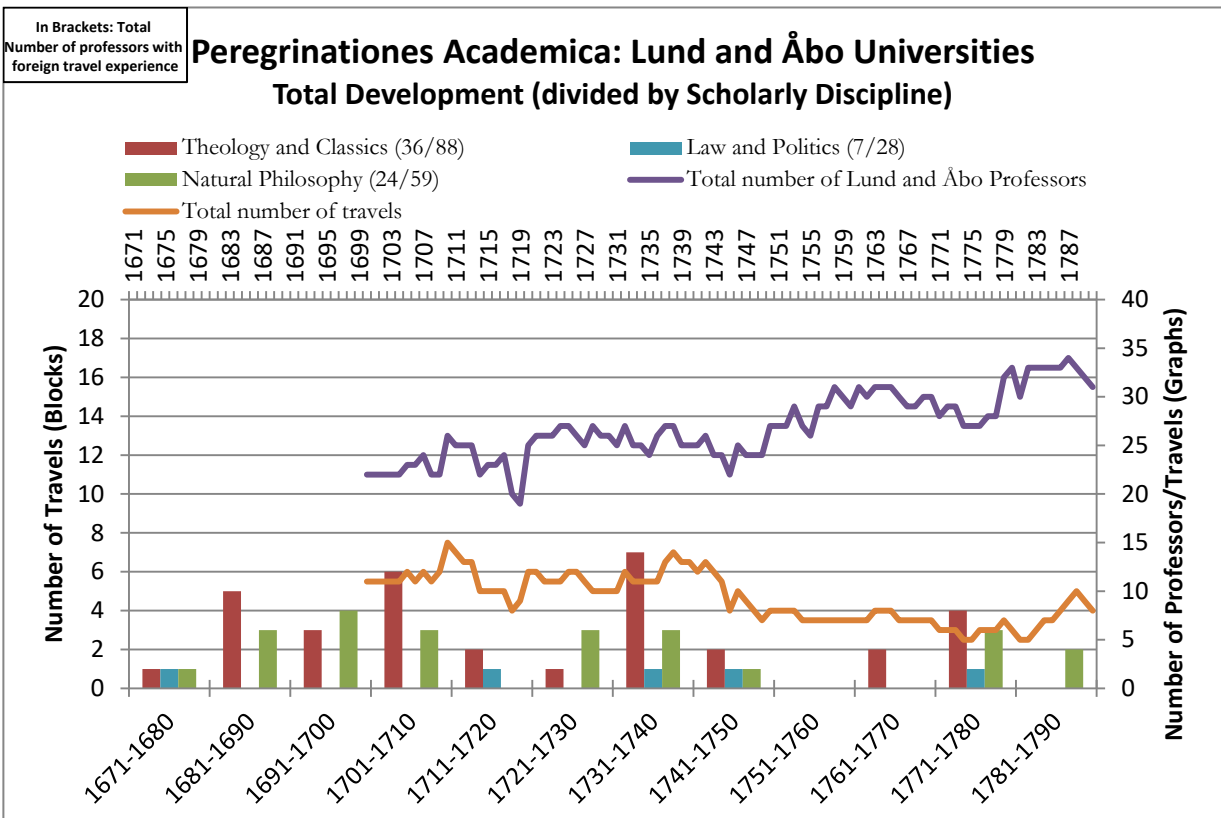
Combined Chart 2.11: Peregrinationes Academica, Uppsala University - Development of professors with foreign travel experience and the number of foreign travels in decade intervals, divided by scholarly discipline, according to total number of travels.



Combined Chart 2.12 - Peregrinationes Academica, Uppsala University - Development of professors with foreign travel experience and the number of foreign travels in decade intervals, divided by scholarly discipline, according to the total number of travels in each scholarly discipline.

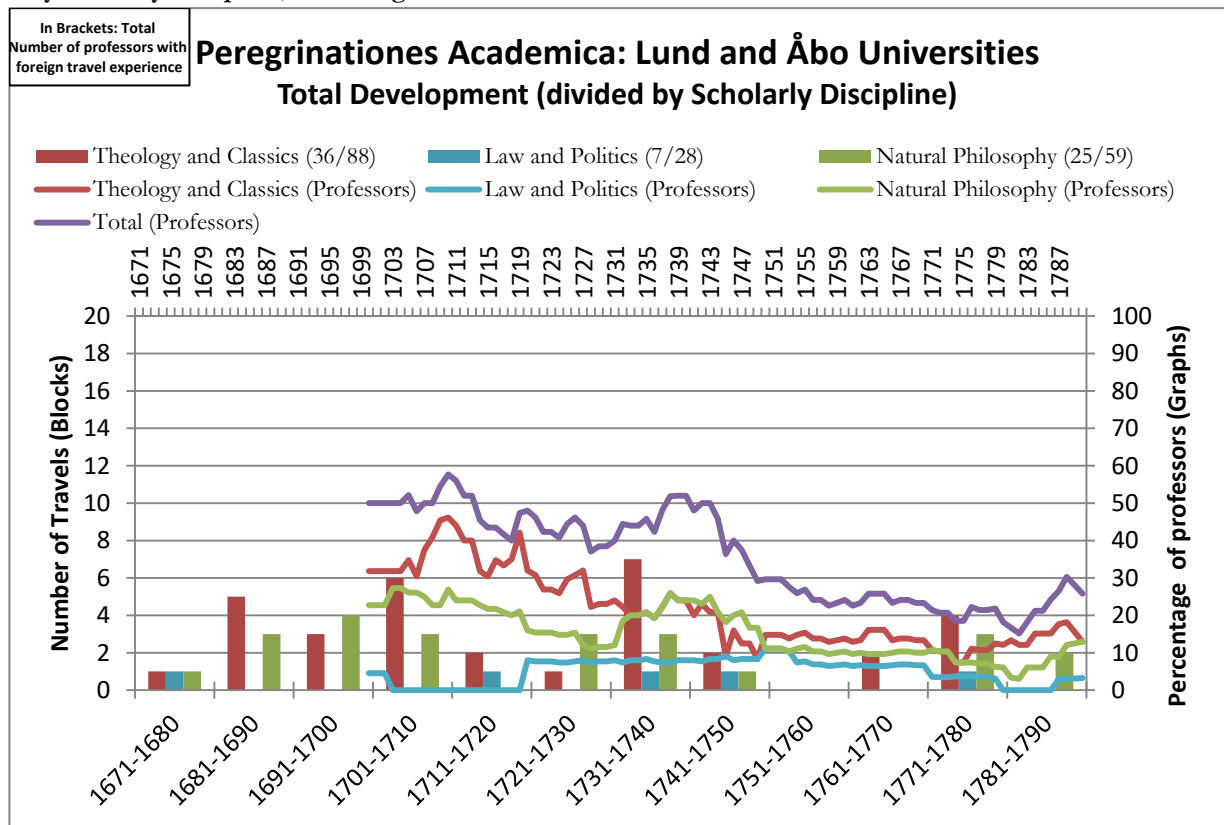


Combined Chart 2.13 - Peregrinationes Academica, Lund and Åbo Universities - Total Development in Total Numbers

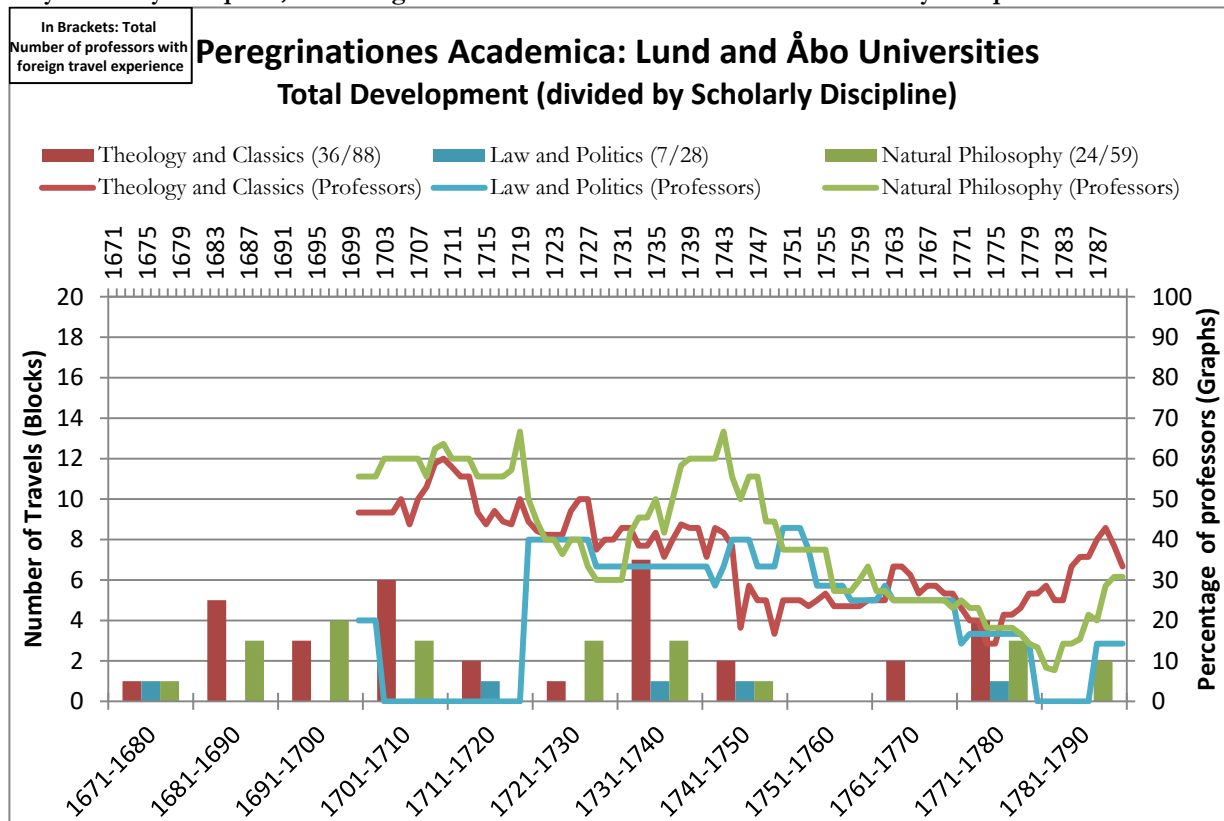




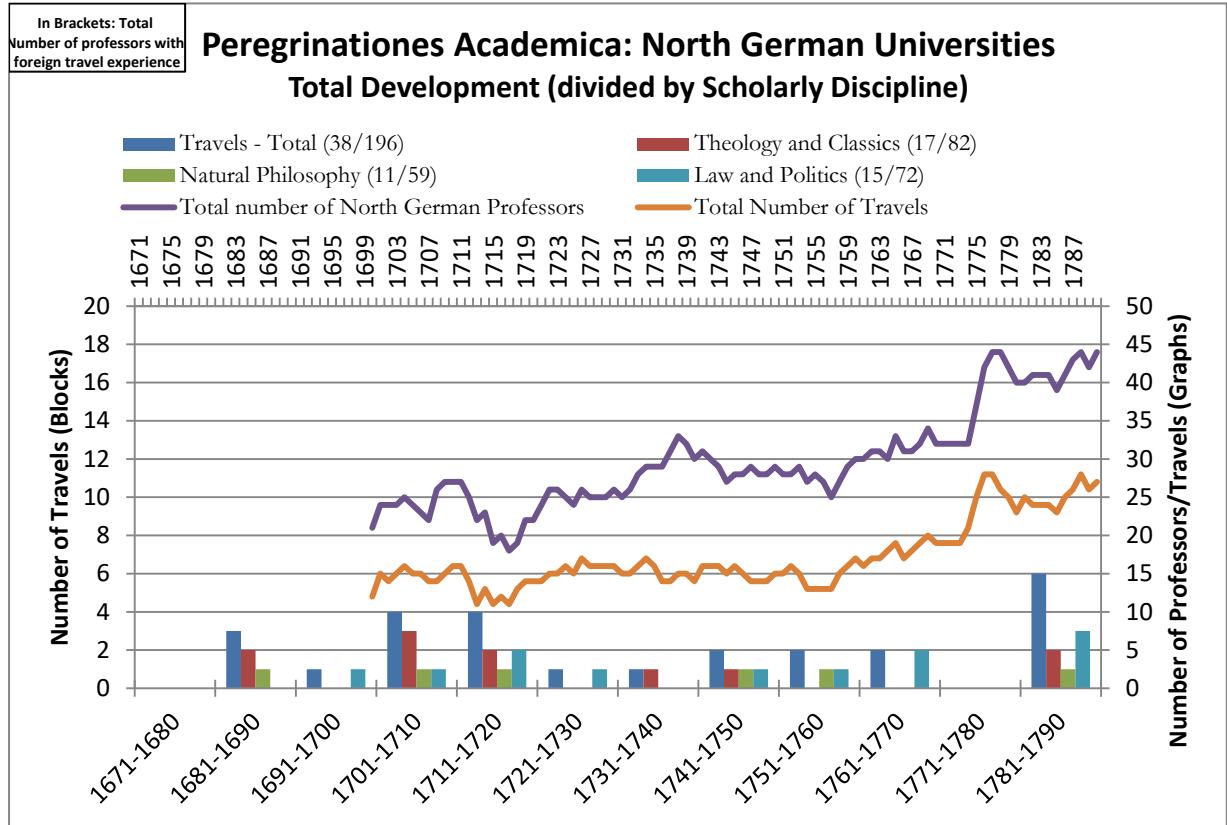
Combined Chart 2.14 - Peregrinationes Academica, Lund and Åbo Universities - Development of professors with foreign travel experience and the number of foreign travels in decade intervals, divided by scholarly discipline, according to total number of travels.



Combined Chart 2.15 - Peregrinationes Academica, Lund and Åbo Universities - Development of professors with foreign travel experience and the number of foreign travels in decade intervals, divided by scholarly discipline, according to the total number of travels in each scholarly discipline.

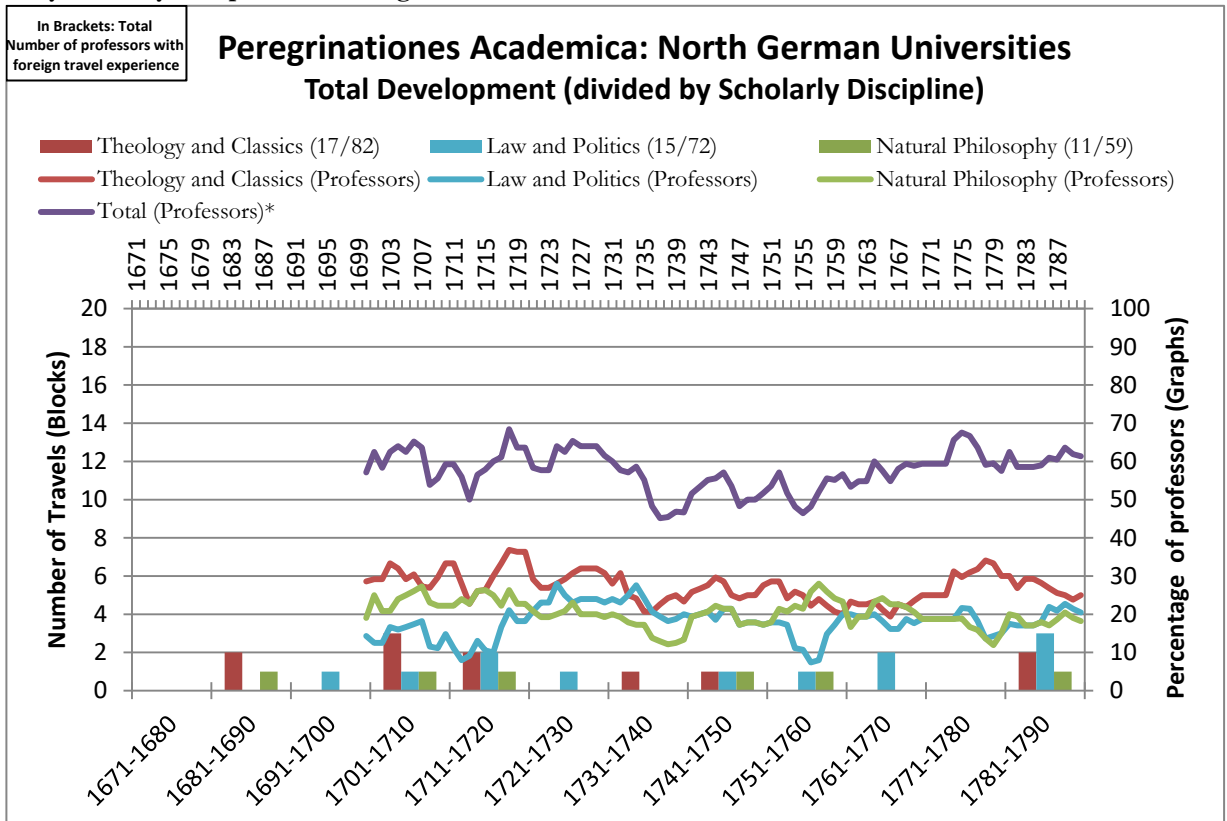


Combined Chart 2.16 - Peregrinationes Academica, North German Universities - Total Development in Total Numbers\*



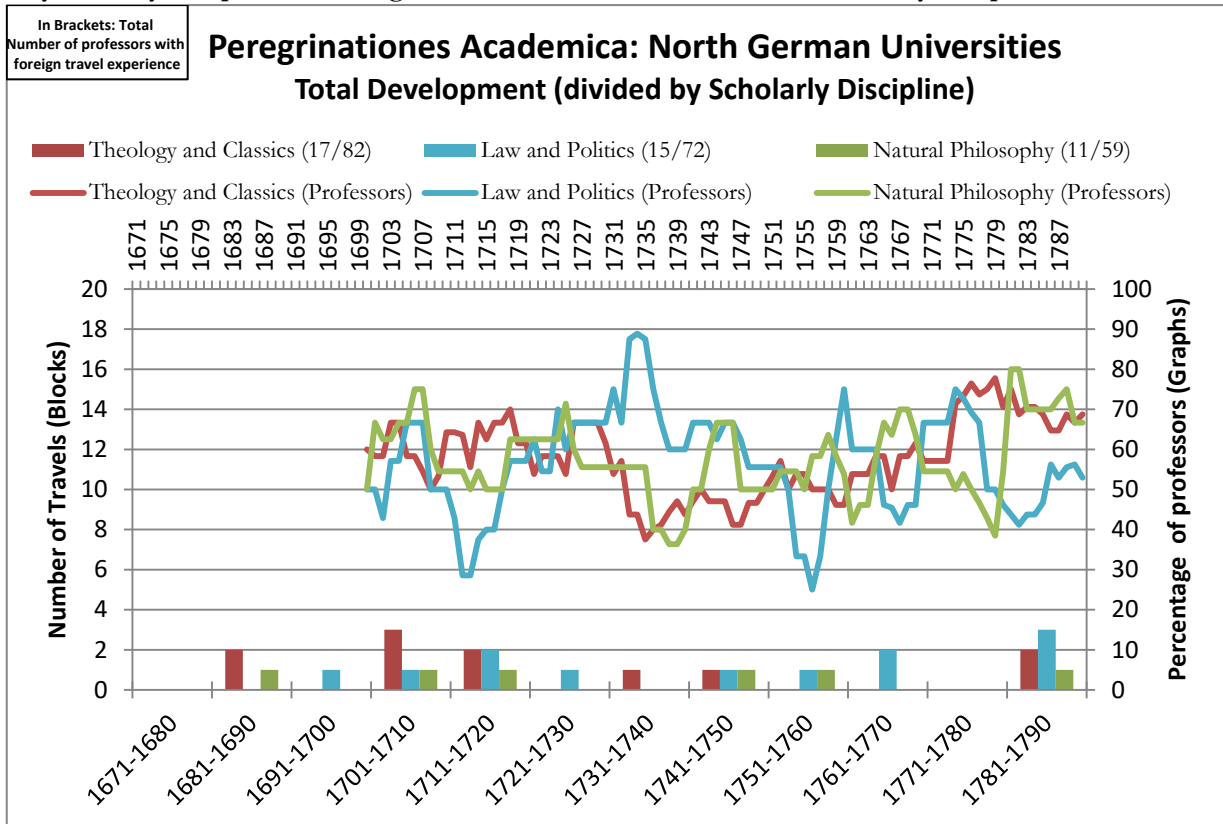
\*There is a severe lack of data for Kiel University regarding travels

Combined Chart 2.17 - Peregrinationes Academica, North German Universities - Development of professors with foreign travel experience and the number of foreign travels in decade intervals, divided by scholarly discipline, according to total number of travels.



\* These travels included the studies at different German universities.

Combined Chart 2.18 - Peregrinationes Academica, North German Universities - Development of professors with foreign travel experience and the number of foreign travels in decade intervals, divided by scholarly discipline, according to the total number of travels in each scholarly discipline.





## BIBLIOGRAPHY

---

### Archival sources

Uppsala University Archive, *Berchs Register*, Uppsala, [UUB: U 40 c:1-4].  
Uppsala Consistorium, *Catalogus Prælectionum Publicarum Academia Upsaliensi, 1700-1799*, Uppsala, 1700-1799, (Upsaliae: Joh. H. Werneri), [UUB].

### Printed sources

Copenhagen Consistorium, *Kjøbenhavns Universitets Cataloger over Forelæsningerne* (København: Typis Universitatis, 1612-1785).  
*Königlicher Dänischer Hof- und Staats-Calender* (Altona: Gebrüder Burmeister, 1734-1800).  
Friedrich Wilhelm Sack, *Sammandrag af Kongl. Bref och resolutioner angående Rang* (Stockholm: 1754).

### Research literature

Claes Annerstedt, *Upsala Universitets Historia, Bihang - Handlingar 1477-1792, Vol. I-V*, (Upsala: W. Schultz, Almqvist & Wiksells, 1877-1913).  
Claes Annerstedt, *Upsala Universitets Historia, 1655-1718, Del 2.2: Universitetets Organisation och Verksamhet*, (Uppsala: Almqvist & Wiksells Bogtryckeri 1909).  
Claes Annerstedt, *Upsala Universitets Historia, 1719-1792, Del 3.2: Universitetets Organisation och Verksamhet*, (Uppsala: Almqvist & Wiksells Bogtryckeri 1914).  
Severin Bergh, *Svenska riksarkivet 1618-1837*, (Stockholm: Norstedt, 1916).  
Tor Carpelan, *Finsk biografisk handbok*, 2 vols., (Helsingfors: G.W. Edlund, 1895-1903).  
Statistiska Centralbyrån, *Historisk statistik för Sverige. Del 1. Befolkning 1720-1967*, (Stockholm: AB Allmänna Förlaget, 1969).  
Ivar A. Heikel, *Helsingfors Universitet: 1640-1940*, (Helsingfors: Helsingfors Universitet, 1940).  
Vello Helk, *Dansk-norske studierejser: 1661-1813*, (Odense: Odense universitetsforlag, 1991).  
Bjørn Kornerup, *Danske kancelli og de dermed beslægtede institutioner*, (København: C. A. Reitzels, 1943).  
Johann Gottfried Ludwig Kosegarten, *Geschichte der Universität Greifswald mit urkundlichen Beilagen*, (Greifswald: C. A. Koch's Verlagsbuchhandlung, 1856).  
Henning Matzen, *Kjøbenhavns universitets retshistorie 1479-1879, del 1*, (København: J.H. Schultz, 1879).  
Bernhard Meijer, *Nordisk familjebok, konversationslexikon och realencyklopedi*, 38 vols., (Stockholm: Nordisk familjeboks förlag, 1904-1926).  
Henning Ratjen, *Geschichte der Universität zu Kiel*, (Kiel: Schwes, 1870).  
Rigsarkivet, *Københavns universitets arkiv 1479-ca. 1910*, ed. Sune Dalgård, (København: Rigsarkivet, 1978).

- Ivar Seth, *Universitetet i Greifswald och dess ställning i svensk kulturpolitik 1637 - 1815. Bilagor*, (Tumba: E. Sandströms Tryckeri, 1952).
- Ejvind Slottved, *Lærestole og lærere ved Københavns Universitet 1537-1977*, (Kbh.: Samfundet for Dansk Genealogi og Personhistorie, 1978).
- Magnus Laurentius Ståhl, *Biographiske Underrättelser om Professor vid Kongl. Universitetet i Lund, ifrån dess inrättning till närvarande tid*, (Christianstad: 1834).
- J. J. Tengström, *Chronologiska förteckningar och anteckningar öfver Finska universitets forna procancellerer samt öfver faculteternas medlemmar och adjuncter från universitetets stiftelse inemot dess andra sekularår*, (Helsingfors: G.O. Wasenius, 1836).
- Rudolf Vierhaus, ed., *Deutsche biographische Enzyklopädie (DBE)*, 13 vols. (München: K.G. Saur, 1995-2003).
- Friedrich Volbehr and Richard Weyl, *Professoren und Dozenten der Christian-Albrechts-Universität zu Kiel: 1665-1915.*, (Kiel: Schmidt & Klaunig, 1916).
- Martin & Elof Tegnér Weibull, *Lunds universitets historia 1668-1868, del 2*, (Lund: C.W.K. Gleerup, 1868).
- Richard White, "What is Spatial History?" in *Stanford University Spatial History Lab*, (2010) p. 1-6.

## Digital sources

- Svend Cedergreen Bech (Ed.), *Dansk Biografisk Leksikon*, 3. udg [Online Database] (Gyldendal, 1979-84 (2011) [cited 2013-2017]); available from [http://denstoredanske.dk/Dansk\\_Biografisk\\_Leksikon](http://denstoredanske.dk/Dansk_Biografisk_Leksikon).
- Peter Denley, Hilde De Ridder-Symoens, Willem Frijhoff, and et al., *Heloise - European Network on Digital Academic History* (2012 [cited 10th August 2017]); available from <http://heloisenetwork.eu/>.
- Knut Helle (Ed.), *Norsk Biografisk Leksikon*, 2. udg [Online Database] (Kunnskapsforlag, 1999-2005 [cited 2013-2017]); available from <https://nbl.snl.no/>.
- Howard Hotson and Thomas Wallnig, *Reassembling the Republic of Letters* (COST Action IS1310, 2013 [cited 10th August 2017]); available from <http://www.republicofletters.net/>.
- Åsa Karlsson (Ed.), *Svenskt biografiskt lexikon (SBL)* [Online Database] (Svenskt biografiskt lexikon (SBL), Riksarkivet, 2012- (first edition 1917) [cited 2013-2017]); available from <https://sok.riksarkivet.se/Sbl/Start.aspx>.
- Helmstedt University, *Professorenkatalog*, ed. Ulrike Gleixner, (Helmstedt, Helmstedt University [cited 10th August 2017]); accessible from <http://uni-helmstedt.hab.de/?cPage=1&sPage=intro>.
- Rostock University, *Catalogus Professorum Rostochiensium*, 2006-, ed. Kersten Krüger, (Rostock, Rostock University [cited 10th August 2017]); accessible from <http://cpr.uni-rostock.de/>.
- Historische Commission bei der königl. Akademie der Wissenschaften, *Allgemeine Deutsche Biographie (ADB)* [Online Database] (Duncker & Humblot, 1875-1912 [cited 2013-2017]); available from <https://www.deutsche-biographie.de/>.