




European
University
Institute



THE STATE
OF THE UNION

ROBERT
SCHUMAN
CENTRE FOR
ADVANCED
STUDIES



Solidarity towards refugees and asylum seekers

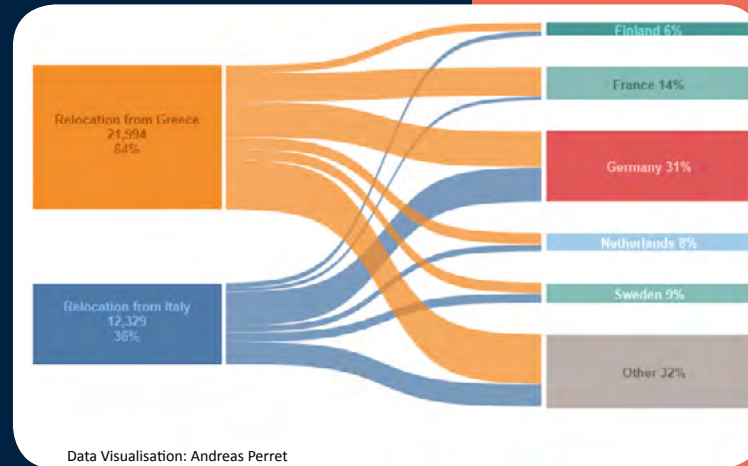
Understanding the impact of the refugee crisis
on the EU and EFTA countries



Relocation and resettlement

Relocation quotas from Greece and Italy to the main destination countries, September 2015 - March 2018

In 2015, the European Commission and the Council agreed on an *Emergency Relocation Mechanism*. Through this scheme, Member States committed to relocate people in need of international protection from Greece and Italy in order to alleviate pressure from their reception systems. Until today 34,323 asylum seekers have been relocated as part of the scheme: overall, the main countries of destination are Germany, France, Sweden, Finland, and the Netherlands.



Data Visualisation: Andreas Perret
Source: European Commission, Migration and Home Affairs

34,323

Asylum seekers relocated from Italy and Greece to other European countries until March 2018 through the *European Relocation Mechanism*

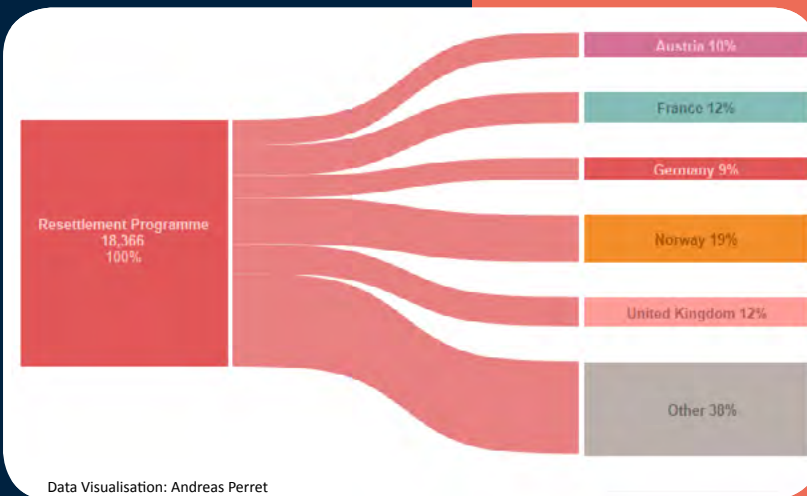


European Resettlement Scheme, July 2015 - November 2017

In May 2015, the European Commission proposed a *European Resettlement Scheme*, adopted by the Council in July 2015. The programme provides legal and safe pathways to enter the EU in order to avoid that displaced persons in need of protection resort to criminal networks of smugglers and traffickers.

18,366

Asylum seekers coming mainly from Turkey, Jordan and Lebanon resettled as part of the *European Resettlement Scheme*



Data Visualisation: Andreas Perret
Source: European Commission, Migration and Home Affairs

Asylum application requests

Total applicants and positive decisions for asylum to EU and EFTA countries, 2016-17

In 2017, **1 million first instance decisions** were issued by EU Member States. These kinds of decisions are granted by the respective authority acting as a first instance of the administrative or judicial asylum procedure in the receiving country. While this figure is slightly lower than the 1.1 million recorded in 2016, it is almost double the number of 530,000 that was recorded in 2015.

In 2016, more than half (60.8%) of first instance asylum decisions in EU and EFTA countries resulted in a positive outcome: **383,970** asylum seekers received the refugee status; **260,165** were granted a subsidiary protection status; and **54,865** received an authorisation to stay for humanitarian reasons.

In 2016, the highest share of positive first instance decisions out of the total number of decisions in the country were recorded in Slovakia and Malta; the lowest shares of positive decisions were recorded in Greece, Ireland, Poland and Hungary.

- 50% compared to the number of first time asylum applicants in 2016

654,000

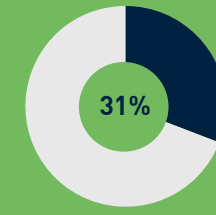
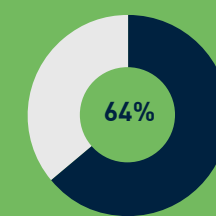
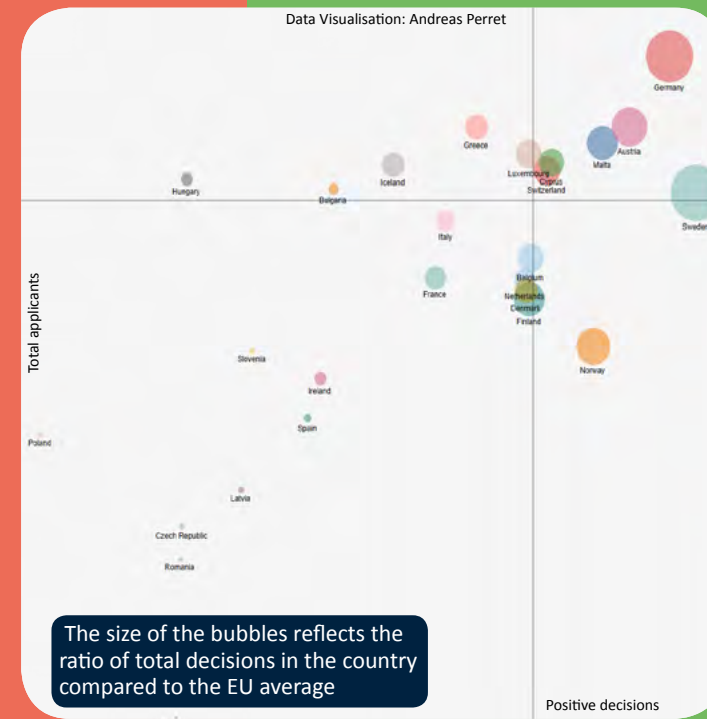
First time asylum seekers who applied for international protection in the EU and EFTA countries in 2017

443,533

Positive decisions made in the EU by the respective authority acting as a first instance of the asylum procedure in 2017

1.1

Ratio of first instance positive decisions in Switzerland compared to the ratio of positive decisions in the EU in 2016

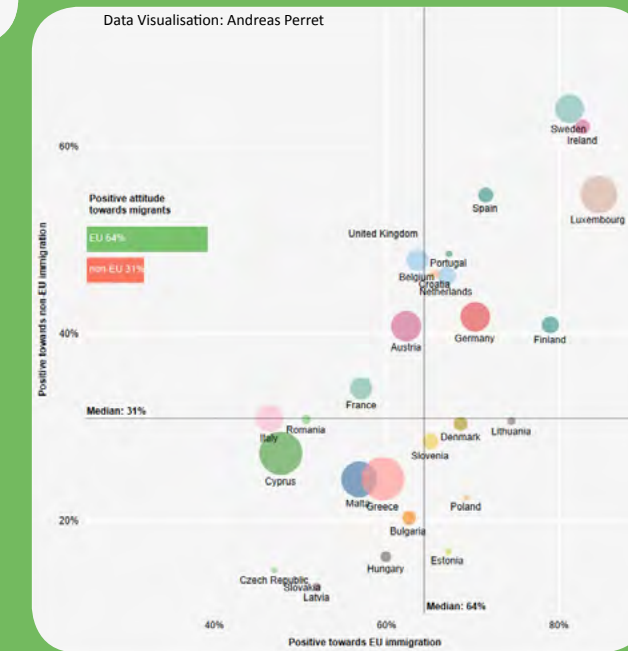


Attitudes towards immigration

Comparing feelings towards immigration in the EU, 2017

According to the last Eurobarometer data available, two out of three Europeans are in favour of 'a common European policy on migration'. Spain, the Netherlands and Germany score highest among the countries in favor of such a policy, while the Czech Republic is the only country in which most respondents oppose it.

At the same time, while the majority of Europeans have positive feelings towards immigration from other EU member states, only one third of the respondents express positive feelings towards immigration from outside the EU.



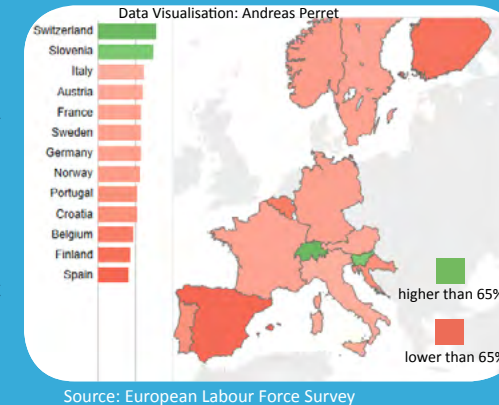
Integration into the labour market

On 7 June 2016, the European Commission adopted an **Action Plan on the integration of third-country nationals**, which includes particular attention to the specific challenges faced by refugees.

Employment rates of asylum seekers in 2014

Factors for integration vary considerably depending on the country of origin, the destination country and the length of stay.

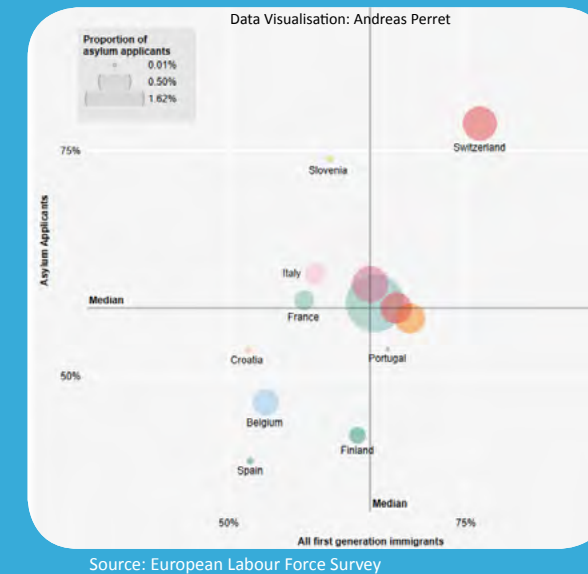
Unfortunately, few data are collected on the relative employment rates of asylum seekers and refugees: these figures show the latest information available.



Comparing rates of employment of asylum seekers and first generation immigrants in 2014

The information in the 2014 European Labour Force Survey is based on self-declared reasons for coming to Europe.

Employment rates of refugees do not invariably lag behind those of labour migrants: in Switzerland, Slovenia, Italy, France, and Croatia, for instance, the employment rate of asylum seekers is higher than the total employment rate of immigrants.





Authors

GlobalStat:

Caterina Francesca Guidi, Gaby Umbach

nccr – on the move:

Lorenzo Piccoli, Elie Michel



Data visualisation

nccr – on the move:

Andreas Perret

RSCAS:

Giorgio Giamberini



Link to the interactive visualisations online:

<https://public.tableau.com/profile/nccr.on.the.move>