



EUI Working Papers

ECO 2007/41

Markov-Perfect Optimal Fiscal Policy:
The Case of Unbalanced Budgets

Salvador Ortigueira and Joana Pereira

**EUROPEAN UNIVERSITY INSTITUTE
DEPARTMENT OF ECONOMICS**

Markov-Perfect Optimal Fiscal Policy: The Case of Unbalanced Budgets

SALVADOR ORTIGUEIRA

and

JOANA PEREIRA

This text may be downloaded for personal research purposes only. Any additional reproduction for other purposes, whether in hard copy or electronically, requires the consent of the author(s), editor(s). If cited or quoted, reference should be made to the full name of the author(s), editor(s), the title, the working paper or other series, the year, and the publisher.

The author(s)/editor(s) should inform the Economics Department of the EUI if the paper is to be published elsewhere, and should also assume responsibility for any consequent obligation(s).

ISSN 1725-6704

© 2007 Salvador Ortigueira and Joana Pereira

Printed in Italy
European University Institute
Badia Fiesolana
I – 50014 San Domenico di Fiesole (FI)
Italy

<http://www.eui.eu/>
<http://cadmus.eui.eu/>

Markov-Perfect Optimal Fiscal Policy: The Case of Unbalanced Budgets*

Salvador Ortigueira[†] Joana Pereira[‡]
European University Institute European University Institute

October 28, 2007

Abstract

We study optimal income taxation and public debt policy in a neoclassical economy populated by infinitely-lived households and a benevolent government. The government makes sequential decisions on the provision of a valued public good, on income taxation and the issue of public debt. We characterize and compute Markov-perfect optimal fiscal policy in this economy with two payoff-relevant state variables: physical capital and public debt. We find two stable, steady-state equilibria: one with no income taxation and positive government asset holdings, and another with positive taxation and public debt issuances. We prove that the two steady states are associated with different policy rules, which implies a multiplicity of (expectation-driven) Markov-perfect equilibria.

Keywords: Optimal taxation; optimal public debt; Markov-perfect equilibrium; Time-consistent policy.

JEL Classification Numbers: E61; E62; H21; H63.

*The authors thank Ken Judd, Ramon Marimon, Vladimir Petkov, Rick van der Ploeg, Debraj Ray and José-Víctor Ríos-Rull for helpful comments and discussions. Joana Pereira is grateful for the hospitality of the Economics Department at New York University where part of this research was conducted.

[†]Email address: Salvador.Ortigueira@eui.eu

[‡]Email address: Joana.Pereira@eui.eu

1 Introduction

In most developed economies, income tax rates and government debt levels are positive and sizable. In the US, effective income tax rates have been in the order of 20%, and outstanding public debt represents about 60% of GDP. The main question we pose in this paper is: can these numbers be accounted for as the outcome of a government's welfare maximization program in a neoclassical economy? To address this question we adopt the standard framework in the literature of optimal fiscal policy, and drop the assumption of government's full commitment to future policies. Instead, we assume that the government has no access to commitment devices nor to reputation mechanisms, and, therefore, we restrict our attention to Markovian optimal policies. Our answer to the above question is in the affirmative, provided this is the policy expected by households and all successive governments.

The observation of positive income taxes and, especially, of positive levels of public debt has been at odds with most neoclassical theories of optimal fiscal policy. Indeed, the now classical result by Chamley (1986) and Judd (1985) establishes that a committed government will not use distortionary taxation in the long run. The optimal policy set by such a government involves high taxation in the short run in order to build up enough assets to finance future government expenditure, so that distortionary taxation can be disposed of in the long run. In economies with government's full commitment, this result has been proved to be robust to a number of non-trivial departures from the standard framework.

In this paper, we study a neoclassical economy populated by infinitely-lived consumers, competitive firms operating a constant-returns-to-scale production technology, and a benevolent government. The government makes sequential decisions on the provision of a valued public good, on income taxation and the issue of public debt. We characterize and compute Markov-perfect optimal fiscal policy in this economy with two payoff-relevant state variables: physical capital and public debt. Other than imposing differentiable strategies, we do not restrict further the definition of Markov perfection. Hence, we look at all Markov-perfect equilibria of the infinite-horizon economy, including those which are the limit of equilibria of the finite-horizon economy and those which only emerge with infinite horizons.

The main results of our analysis can be summarized as follows. In the class of models considered in this paper, the uniqueness of a stable, steady-state Markov-perfect equilibrium is not guaranteed. We find two stable, steady-state equilibria: one with positive distortions to both the consumption/savings margin and the private/public consumption margin; and the other with no distortions. Moreover, in a calibrated version of the model that matches key US observations, we show that a 20% income tax rate and a debt-GDP ratio of 60% emerge as the optimal fiscal policy in the steady-state equilibrium with positive distortions. The equilibrium with no distortions

yields zero income taxes and negative levels of public debt. We prove that convergence to these long-run equilibria is not pinned down by initial conditions but by expectations on government policy. That is, Markov-perfect optimal fiscal policy is driven by expectations.

In the economy of our model, the multiplicity of expectation-driven Markov-perfect equilibria does not arise if the government is required to balance its budget on a period-by-period basis, in which case income taxation becomes the only source of government revenue. It is only when governments are allowed to run unbalanced budgets and, therefore, to spread the burden of financing the provision of the public good that expectations play a role in the determination of optimal fiscal policy. Thus, expectations that all future governments will dispose of distortionary taxation if given enough assets to finance the provision of the public good, will render such a policy optimal. On the other hand, expectations that all governments will issue debt in order to pass on part of the burden of financing current expenditure to the next government will lead to an optimal policy with income taxation, issues of debt and, consequently, positive wedges. As we show below, the existence of this latter equilibrium hinges on the assumption that the economy runs for an infinite number of periods, and therefore there is no last government unable to pass on the burden.¹ A feature common to the two equilibria is that governments use public debt to reduce long-run tax distortions, as compared to the economy without debt.

In economies without capital, the existence of two steady-state Markov-perfect equilibria has been recently shown by a number of authors. In these economies, however, equilibrium dynamics are drastically different to what we find in the economy with capital and debt. Martin (2006) and Díaz-Giménez, Giovannetti, Marimon and Teles (2006), study optimal monetary policy in economies with debt and find two steady-state debt levels, only one of which is stable. These authors show that the two steady states are generated by the same policy function and, therefore, the Markov-perfect equilibrium is unique. Krusell, Martin and Ríos-Rull (2006) study optimal debt policy in a model with exogenous government expenditure, labor taxation and no capital. In their economy, the steady-state equilibrium with positive distortions is not stable. Indeed, the authors show that the equilibrium contains a large, countable set of long-run debt levels. Initial conditions pin down the element in this set to which the economy converges in a maximum of two periods.

Our paper is also related to a large body of literature dealing with optimal fiscal policy in environments with no commitment. Thus, within the context of economies without public debt, Markov-perfect optimal taxation has been first studied by Klein and Ríos-Rull (2003), Klein,

¹The expectational multiplicity of the equilibrium in our economy is thus of a different nature to that found by Calvo (1988) in a two-period economy with public debt and costly debt repudiation. This author shows the existence of two expectation-driven equilibria: a “good” Pareto-efficient equilibrium in which there is no debt repudiation, and a “bad” Pareto-inefficient equilibrium where debt is partially repudiated.

Krusell and Ríos-Rull (2006) and then by Ortigueira (2006). Indeed, our paper is an extension of the framework presented in Klein, Krusell and Ríos-Rull (2006) to include public debt. A related body of literature has developed after the paper by Lucas and Stokey (1983), who study the role of public debt as a substitute for commitment in Ramsey economies without capital. They show that the Ramsey policy is consistent if governments can commit to inherited debt contracts. Specifically, they show that future governments will comply with the fiscal plans chosen today if the current government delegates rich enough state-contingent multiple-period debt contracts. Later, Persson, Persson and Svenson (1988) extend this line of research to monetary policy inconsistency. Finally, Aiyagari, Marcet, Sargent and Seppälä (2002) modify the Stokey and Lucas (1993) model by dropping the complete markets assumption, which introduces a history dependence on the debt path, as opposed to a contingency to future states. Again, they do not provide support for an optimal positive long-run level of government debt. Due to market incompleteness, the Ramsey planner in their economy lets public debt converge to a negative level.

The paper is organized as follows. Section 2 presents the model, characterizes Markov-perfect equilibria and shows the existence of the two steady states. In Section 3 we parameterize and calibrate our model economy and compute Markov-perfect equilibrium. We also compare Markovian policies with those arising in the efficient and the Ramsey equilibrium. Section 4 presents a description of our numerical algorithm. Section 5 concludes and Section 6 contains the Appendix.

2 The Model

Our framework is the standard, non-stochastic neoclassical model of capital accumulation, extended to include a benevolent government that provides a valued public good. In order to finance the provision of such public good the government can levy a tax on household's income and issue public debt. Thus, fiscal policy in each period consists of the amount of the public good provided, G_t , the tax rate on income, τ_t , and the issue of public debt, B_{t+1} , which matures in period $t + 1$.

We begin by describing the problem solved by each agent in this economy. We then characterize the fiscal policy set by the benevolent government lacking the ability to commit to future policies. In order to help compare our results with the case of full commitment, we also present a brief review of fiscal policy in the Ramsey equilibrium.

2.1 Households

There is a continuum of homogeneous households with measure one. Each household supplies one unit of labor and chooses consumption and savings in order to maximize lifetime utility, subject to a budget constraint and initial endowments of physical capital and public debt,

$$\max_{\{c_t, k_{t+1}, b_{t+1}\}} \sum_{t=0}^{\infty} \beta^t U(c_t, G_t), \quad (2.1)$$

s.t.

$$c_t + k_{t+1} + b_{t+1} = k_t + b_t + (1 - \tau_t) [w_t + (r_t - \delta) k_t + q_t b_t], \quad \forall t \quad (2.2)$$

$k_0 > 0$ and b_0 given,

where small letters are used to denote individual variables and capital letters to denote economy-wide values. Function $U(\cdot)$ in equation (2.1) is the instantaneous utility function, which depends on the consumption of a private good, c_t , and the consumption of a public good, G_t . $U(\cdot)$ is assumed to be continuously differentiable, increasing and concave; and $0 < \beta < 1$ is the discount factor. Labor is supplied inelastically at a real wage rate w_t . Household's asset holdings are made up of physical capital, k_t , which is rented to firms at the rate r_t , and government's bonds, b_t , which bear an interest denoted by q_t . Physical capital depreciates at a rate denoted by $0 < \delta < 1$. Household's total income, net of capital depreciation, is taxed at the rate τ_t . If the government is a net lender to the private sector —i.e., the household borrows from the government, $b_t < 0$ —taxable income is net of interest payments.

2.2 Firms

Firms are competitive and produce an aggregate good with a neoclassical production technology. Total production is given by,

$$Y_t = F(K_t, L_t) = F(K_t, 1) = f(K_t), \quad \forall t \quad (2.3)$$

where K_t denotes the aggregate or economy-wide stock of capital. First-order conditions to profits maximization imply the typical demand and zero-profits equations,

$$r_t = f_K(K_t) \quad (2.4)$$

$$w_t = f(K_t) - r_t K_t \quad (2.5)$$

2.3 Government

Government's fiscal policy involves the setting of both the provision of the public good and its financing, taxes and debt. The government is benevolent in the sense that it seeks to maximize

households' lifetime utility (2.1), subject to its budget constraint, to a feasibility restriction, and to private sector's first-order conditions. In addition, government's policies may be conditioned by its lack of commitment. The budget constraint of the government is,

$$G_t + (1 + q_t)B_t = B_{t+1} + \tau_t [w_t + (r_t - \delta)K_t + q_t B_t] \quad (2.6)$$

where the right-hand side of equation (2.6) represents government's revenues, which are made up of the issue of debt, B_{t+1} , plus revenues from income taxation. The left-hand side is government's total expenditure, including the provision of the public good, the repaying of outstanding public debt and financial expenses.

2.4 Ramsey optimal fiscal policy

This Section presents a brief review of the Ramsey fiscal policy in our model economy. In a Ramsey equilibrium, the benevolent government is assumed to have full commitment to future policies, and, thus, it can credibly announce the whole sequence of public expenditure, income taxes and issues of debt from the first period onwards. This allows the government to anticipate equilibrium reactions by the private sector to its fiscal policy. Hence, the problem of the government in the Ramsey equilibrium is to choose sequences for taxes and public debt so that the competitive equilibrium maximizes social welfare [equation (2.1)].

Proposition 1 below presents the optimal fiscal policy in the steady-state Ramsey equilibrium for our economy. Since the result in Proposition 1 is well known in the literature of optimal fiscal policy we only provide a sketch of the proof (see the Appendix).

Proposition 1: *In the steady-state Ramsey equilibrium the tax rate on income is zero and the government holds positive assets, i.e. $B < 0$.*

2.5 Markov-Perfect optimal fiscal policy

In this Section we drop the assumption of government's full commitment to future policies and study time-consistent optimal policies. More specifically, we will focus on differentiable Markov-perfect equilibria of this economy populated by a continuum of households and a government that acts sequentially, foreseeing its future behavior when choosing current levels of the public good, income taxes and the issue of debt. The restriction to differentiable Markov-perfect policies is justified by our use of calculus in the characterization of the equilibria. A further remark on the assumption of differentiability will follow below.

Following the literature on markovian policies, we assume that the government —although can not commit to future policies—, does commit to honoring the tax rate it announces for the current

period, and to repaying outstanding debt obligations. The commitment to current taxes implies an intra-period timing of actions that grants the government leadership in the setting of the tax rate for the period. That is, at the beginning of period t , the time- t government sets the tax rate for the period; next, once that choice is publicly known, consumers choose consumption/savings and the composition of their portfolios, and the government chooses the provision of the public good (or equivalently, the issue of debt). Governments are thus (intra-period) *Stackelberg players* and can therefore anticipate the effects of current taxation on household's decisions.

In sum, we assume that the time- t government has intra-period commitment to time- t taxes but not to debt issues. In our opinion, this fits well the timing of actions in real economies, where, typically, governments make decisions on taxes at discrete times but issue debt continuously. [For a discussion on the effects of the timing of actions on markovian policies see Ortigueira (2006).]

The optimization problem of a typical household

When choosing consumption and savings, the household knows the tax rate for the period, and forms expectations for both the current government's debt policy and for the future governments' fiscal policy. The household chooses (i) how much to consume and save; and (ii) how to allocate savings between physical capital and public debt.

Hence, the problem of a household that holds k and b of the physical and government assets, respectively, that has to pay taxes on current income at rate τ , that expects the current and future governments to issue new debt according to the policy $\psi_B : (K \times B \times \tau) \rightarrow B'$, and expects future governments to set taxes according to the policy $\psi_\tau : (K \times B) \rightarrow \tau$, can be written as,

$$\begin{aligned} v(k, b, K, B; \tau) &= \max_{c, k', b'} \{U(c, G) + \beta \tilde{v}(k', b', K', B')\} & (2.7) \\ &s.t. \\ c + k' + b' &= k + b + (1 - \tau) [\omega(K) + [r(K) - \delta]k + q(K)b], \end{aligned}$$

where $\tilde{v}(k', b', K', B')$ is the continuation value as foreseen by the household. $\omega(K)$, $r(K)$ and $q(K)$ are pricing functions. The economy-wide stock of physical capital is expect to evolve according to the law $K' = \mathcal{H}(K, B, \tau)$, say. By using the assumption of a representative agent, i.e., $k = K$ and $b = B$, and the government's budget constraint, it follows from (2.7) that the consumption function in a competitive equilibrium —where today's tax rate is τ , future taxes are set according to policy ψ_τ and current and futures issues of debt are set according to policy ψ_B — can be expressed in terms of K, B and τ , say $C(K, B, \tau)$, and must satisfy the following Euler equation,

$$U_c(C(K, B, \tau), G) = \beta U_c(C(K', B', \tau'), G') [1 + (1 - \tau') (f_K(K') - \delta)], \quad (2.8)$$

where $B' = \psi_B(K, B, \tau)$ and $\tau' = \psi_\tau(K', B')$. In equilibrium K' is given by,

$$K' = K + B + (1 - \tau)[f(K) - \delta K + q(K)B] - C(K, B, \tau) - B', \quad (2.9)$$

where G and G' are given by the time- t and time- $(t + 1)$ governments' budget constraints, respectively. Finally, pricing functions $\omega(K)$ and $r(K)$ are given by (2.4) and (2.5), and $q(K)$ must satisfy the non-arbitrage condition between the two assets,

$$q(K) = f_K(K) - \delta. \quad (2.10)$$

In equilibrium, capital and debt yield the same return, meaning that q is independent of B . The fact that the interest rate on public debt is independent of B implies an important departure from economies without physical capital. We will comment further on this issue below.

Equation (2.8) has the usual Euler interpretation: the marginal utility of consumption equals the present value of the last unit of income devoted to savings. Since physical capital and debt yield the same return in equilibrium, the supply of public debt determines the composition of the household's portfolio. This implies a one-to-one crowding out of investment in capital by public debt. Taxation, on the other hand, affects disposable income and the level of consumption, and thus translates into a non-one-to-one crowding out of capital investment. The problem of the government is shown next.

The problem of the government

As explained above, the government's lack of commitment to future policies and our focus on Markov-perfect equilibria allows us to think of the government as a sequence of governments, one for each time period. Thus the time- t government sets the tax rate for the period and issues new debt foreseeing the fiscal policy set by successive governments. Following the timing of actions established above, the time- t government is an intra-period *Stackelberg player* in our economy: At the beginning of the period, it chooses the income tax rate for that period taking into account the effect of τ on the level of consumption, as given by the consumption function, $C(K, B, \tau)$, that solves (2.8). In a second stage, the government sets the issue of debt. The problem of the government is thus solved backwards. Given the initial choice for taxes, the issue of debt is the solution to,

$$\begin{aligned} V(K, B, \tau) &= \max_{B'} \left\{ U(C(K, B, \tau), G) + \beta \tilde{V}(K', B') \right\} \\ &\text{s.t.} \\ K' &= (1 - \delta)K + f(K) - C(K, B, \tau) - G \\ G &= \tau[f(K) - \delta K + q(K)B] + B' - [1 + q(K)]B, \\ &\text{and equation (2.10),} \end{aligned} \quad (2.11)$$

where $V(K, B, \tau)$ is the value to the time- t government that has set the tax rate at τ and foresees the fiscal policy to be set by future governments. $\tilde{V}(K', B')$ is next-period value as foreseen by the time- t government. The issue of debt that solves this problem can thus be written as $B'(K, B, \tau)$. Therefore, the tax rate set by the time- t government is the solution to,

$$W(K, B) = \max_{\tau} \left\{ U(C(K, B, \tau), G) + \beta \tilde{V}(K', B'(K, B, \tau)) \right\} \quad (2.12)$$

s.t.

$$\begin{aligned} K' &= (1 - \delta)K + f(K) - C(K, B, \tau) - G \\ G &= \tau [f(K) - \delta K + q(K)B] + B'(K, B, \tau) - [1 + q(K)]B, \\ &\text{and equation (2.10),} \end{aligned}$$

The following proposition characterizes the fiscal policy set by the time- t government.

Proposition 2: *The tax and debt policy that solves the government's problem is the solution to the following Generalized Euler Equations:*

$$\frac{U_c C_{\tau} + U_G G_{\tau}}{G_{\tau} + C_{\tau}} = \beta \left[U'_c C'_{K'} + U'_{G'} G'_{K'} + \frac{U'_c C'_{\tau'} + U'_G G'_{\tau'}}{G'_{\tau'} + C'_{\tau'}} (f'_{K'} + 1 - \delta - C'_{K'} - G'_{K'}) \right] \quad (2.13)$$

and

$$\frac{U_c C_{\tau} + U_G G_{\tau}}{G_{\tau} + C_{\tau}} = U_G G_{B'} + \beta \left[U'_c C'_{B'} + U'_{G'} G'_{B'} - \frac{U'_c C'_{\tau'} + U'_G G'_{\tau'}}{G'_{\tau'} + C'_{\tau'}} (C'_{B'} + G'_{B'}) \right]. \quad (2.14)$$

Proof: See the Appendix.

Some comments on notation are in order. Function arguments in equations (2.13) and (2.14) have been omitted for expositional clarity. Subscripts denote the variable with respect to which the derivative is taken. A prime in a variable indicates next-period values, and a prime in a function indicates it is evaluated at next-period variables. Finally, G_{τ} and G_B denote the derivatives of G with respect to τ and B , respectively, holding B' constant.

Before providing an interpretation of the two Generalized Euler Equations presented in Proposition 2, we offer the following definition. A Markov-perfect equilibrium in our economy can be loosely defined as:

Definition: *A Markov-perfect equilibrium is a quadruplet of functions $C(K, B, \tau)$, $\psi_B(K, B, \tau)$, $\psi_{\tau}(K, B)$ and $W(K, B)$, such that:*

- (i) *Given ψ_B and ψ_{τ} , $C(K, B, \tau)$ solves the household's maximization problem.*

(ii) Given $C(K, B, \tau)$, ψ_B and ψ_τ solve the government's maximization problem. That is, $B' = \psi_B(K, B, \tau)$ and $\tau = \psi_\tau(K, B)$.

(iii) $W(K, B)$ is the value function of the government, and $W(K, B) = \tilde{V}(K, B)$.

The two Generalized Euler Equations, (2.13) and (2.14), which characterize Markov-perfect taxation and debt policies, respectively, have the following interpretation. Equation (2.13) establishes that the tax rate has to equate the marginal value of taxation to the marginal value of investing in physical capital. Equation (2.14) establishes that the issue of debt has to equate the marginal value of issuing debt to the marginal value of investing in physical capital (and consequently to the marginal value of taxation). In a Markov-perfect equilibrium, the government is indifferent between using taxes or debt to finance the provision of the public good. Both equations involve only wedges between today and tomorrow, as posterior wedges are implicitly handled optimally by an envelope argument. Consecutive governments, however, disagree on how much to tax tomorrow [the time- $(t + 1)$ government does not internalize the distortionary effects of its policy on time- t investment]. The current government thus takes into account the effect of its policy on tomorrow's initial conditions, K' and B' , in order help compensate for that disagreement. Following this reasoning, one may interpret the different terms in (2.13) and (2.14) as follows.

The left-hand side of equation (2.13) is today's marginal utility of taxation *per* unit of savings crowded out. The numerator of this expression is the change in utility from a marginal increase in the tax rate, which is made up of the change in utility from the private good, $U_c C_\tau$, plus the change in utility from the public good, $U_G G_\tau$. The denominator is the amount of savings crowded out, or, equivalently, the change in consumption of the public and private good brought about by the increase in the tax rate.

The right-hand side of equation (2.13) is the marginal utility of investing in physical capital. An extra unit of investment today yields an increase in resources tomorrow by $f'_{K'} + 1 - \delta$. The breakdown of the value of these resources is: (i) $C'_{K'}$ of them are consumed as private good, yielding a value of $U'_c C'_{K'}$; (ii) $G'_{K'}$ corresponds to the increase in the provision of the public good obtained from the increase in the tax base, which yields a value of $U'_{G'} G'_{K'}$; (iii) the remaining $f'_{K'} + 1 - \delta - C'_{K'} - G'_{K'}$ are taxed away, and the marginal value is the left-hand side of equation (2.13), updated one period ahead. Hence, the right-hand side of (2.13) results from adding up all these values and discounting.

Equation (2.14) is a non-arbitrage condition between taxation and public debt, and its interpretation is equally straightforward. The right-hand side is the value of issuing an extra unit of government debt today. The first term on the right-hand side is the value of today's extra public good financed with the increase in government debt. The second term is the present value

of the implied changes in tomorrow's consumption of the private and public good, $C'_{B'}$ and $G'_{B'}$, respectively. Besides the direct effects on tomorrow's utility, these changes have an effect on tomorrow's taxation, which must be valued using the marginal utility of taxation. Equation (2.14) establishes that the value of issuing debt must equal the value of taxation (the left-hand side of the equation).

A re-arrangement of equation (2.14) offers an alternative interpretation of the non-arbitrage condition between taxes and bonds in terms of two wedges, $U_c - U_G$ and $U'_{c'} - U'_{G'}$. Such a re-arrangement yields,

$$(U_c - U_G) \frac{C_\tau}{G_\tau + C_\tau} + \beta \left\{ (U'_{c'} - U'_{G'}) \left(G'_{B'} + \frac{G'_{\tau'}}{G'_{\tau'} + C'_{\tau'}} K''_{B'} \right) \right\} = 0. \quad (2.15)$$

Equation (2.15) says that the value of using debt instead of taxes to finance the last unit of public expenditure equals zero in a Markov-perfect equilibrium. The first term is the net change in utility today of using debt instead of taxes per unit of forgone savings. The second term captures the change in future distortions induced by the extra unit of public debt. The way the current government trades off these two wedges when choosing B' depends on expectations on future government policy. As will become clearer below, there is an equilibrium policy which renders a non-zero wedge $U_c - U_G$ in the long run.

2.5.1 Steady-State Markov-Perfect Equilibrium

A *steady-state Markov-perfect equilibrium* is defined as a list of infinite sequences for quantities $\{C_t\}$, $\{K_t\}$, fiscal variables, $\{G_t\}$, $\{\tau_t\}$, $\{B_t\}$ and prices $\{\omega_t\}$, $\{r_t\}$, and $\{q_t\}$ such that they are generated by a Markov-perfect equilibrium, and its values do not change over time, i.e. $K_{t+1} = K_t$, $B_{t+1} = B_t$, $\tau_{t+1} = \tau_t$ for all t , and the same is true for consumption and prices.

In this subsection we offer some insights on the steady-state Markov-perfect equilibrium of our model economy, and prove three propositions. A first insight is related to the existence of two different steady-state Markov-perfect equilibria. Evaluating equation (2.15) at a steady-state Markov-perfect equilibrium yields,

$$(U_c - U_G) \left\{ \frac{C_\tau}{G_\tau + C_\tau} + \beta \left(G_B + \frac{G_\tau}{G_\tau + C_\tau} K'_B \right) \right\} = 0. \quad (2.16)$$

This equation suggests that there may be two different taxation and debt policies consistent with the existence of a steady-state Markov-perfect equilibrium. The first one corresponds to the policy prescribed by the long-run Ramsey equilibrium. As shown in Proposition 1, the Ramsey equilibrium prescribes zero income taxes and positive government asset holdings in the steady state. The provision of the public good is financed entirely from the returns on government's

assets, and therefore, $U_c = U_G$. The next proposition proves that this policy is a Markov-perfect equilibrium.

Proposition 3: *The steady-state Ramsey equilibrium is a Markov-perfect equilibrium.*

Proof: See Appendix.

In a related paper, Azzimonti-Renzo, Sarte and Soares (2006) study a model with differentiated taxes on capital and labor, and exogenous government expenditure. Within their framework, the authors find a Markov-perfect equilibrium which yields zero labor taxes from all initial conditions, K and B , and zero capital taxes from next-period onwards. As confirmed by our numerical computations, this result also holds in our model economy: when there are no exogenous bounds on income taxation, there exists a Markov-perfect equilibrium in which income taxes are zero after one period, and government assets converge to the long-run Ramsey value. Furthermore, for some initial conditions the initial income tax is negative, which amounts to a subsidy to households.

The second taxation and debt policy consistent with a steady-state Markov-perfect equilibrium involves positive income taxes and the issuing of government's bonds. Under this policy $U_c \neq U_G$, and the second term on the left-hand side of equation (2.16) is zero. The next proposition presents an important feature of the steady-state Markov-perfect equilibrium with positive taxation.

Proposition 4: *Along a steady-state Markov-perfect equilibrium with positive distortions, government bonds are not net wealth, i.e., $C_B(K^*, B^*, \tau^*) = 0$.*

Proof: See the Appendix.

Even though we do not have a formal proof establishing that the maximum number of stable, interior steady-state equilibria is two, our numerical computations lead us to be confident that this is the case. Our exploration of different subsets of the state space produced only a steady-state equilibrium with positive taxation and public debt.

The existence of two stable, steady-state equilibria raises a question concerning equilibrium dynamics from initial values K_0 and B_0 . Proposition 5 below proves that the government's policy rules generating the two steady states are different, which implies that steady-state multiplicity is expectational. Therefore, given initial conditions K_0 and B_0 , expectations on government policy determine equilibrium dynamics and convergence to one of the two long-run equilibria. The basic idea of the proof relies on the fact that the steady-state equilibrium with positive distortions is not the limit of the finite-horizon economy's Markov-perfect equilibrium as the time horizon goes to infinity. Actually, we show that the steady-state equilibrium with no distortions is the only limit of the finite-horizon equilibrium.

Proposition 5: *The two steady-state Markov-perfect equilibria are not associated with the same pair of decision rules ψ_τ and ψ_B . Hence, given K_0 and B_0 , the Markov-perfect equilibrium is (globally) indeterminate.*

Proof: See the Appendix.

The next section presents a numerical analysis of the global dynamic properties of the steady-state Markov-perfect equilibrium with positive distortions.

3 The Markov-perfect equilibrium in a calibrated economy

In this section we parameterize our model economy, set values to its parameters and compute Markov-perfect equilibria. A special attention will be devoted to the presentation of the Markov-perfect equilibrium rendering distortary taxation and positive debt in the long run. We also compare Markov-perfect equilibria to the equilibrium under commitment (the Ramsey equilibrium), both with balanced and unbalanced government budgets, and to the efficient solution (lump-sum taxation). A detailed explanation of our computational approach can be found in the next section.

The instantaneous utility function is assumed to be of the CES form in the composite good $c_t G_t^\theta$, that is,

$$U(c, G) = \frac{(c G^\theta)^{1-\sigma} - 1}{1-\sigma}, \quad (3.1)$$

where $0 < \theta < 1$, and $1/\sigma$ denotes the elasticity of intertemporal substitution of the composite good. The functional form for the production technology is the standard Cobb-Douglas function, with α denoting the capital's share of income, i.e.,

$$f(K) = AK^\alpha, \quad A > 0. \quad (3.2)$$

Parameter values are set as follows. The constant in the production function, A , and the inverse of the elasticity of intertemporal substitution, σ , are both set equal to one. The value of α is set at 0.36, which is the capital's share income in the US economy; the depreciation rate of capital is set at 0.09, which is a standard value in macroeconomic models; β is set a 0.96, and θ is 0.2 so that the public-to-private consumption ratio falls within the range 15 – 30% for all equilibrium concepts mentioned above. These parameter values are in line with those in Klein, Ríos-Rull and Krusell (2006), Ortigueira (2006) and many others.

We start by presenting steady-state values for the three equilibrium concepts —namely, the equilibrium with lump-sum taxes, the Ramsey equilibrium and the Markov-perfect equilibrium—, both under balanced and unbalanced budgets. Table 1 below presents these steady-state values.

Table 1
Steady-State Equilibria

	Efficient		Ramsey		Markov-Perfect	
	No Debt	With Debt	No Debt	With Debt*	No Debt	With Debt
Y	1.7608	1.7608	1.7011	1.7608	1.6710	1.6934
K	4.8144	4.8144	4.3742	4.8144	4.1632	4.3201
C	1.1063	1.1063	1.0895	1.1063	0.9911	1.1017
G	0.2213	0.2213	0.2179	0.2213	0.3052	0.2032
G/C	0.2	0.2	0.2	0.2	0.3079	0.1844
τ	$T = G$	indet.	0.1666	0	0.2354	0.1905
B/Y		indet.		-3.015		0.5639
W	-5.0157	-5.0157	-5.4756	-5.0157	-6.1565	-5.5525

Notes: Steady-state values and policy for the efficient, Ramsey and Markov-perfect equilibria, with and without public debt. * Note that in the economy with debt the steady-state Ramsey equilibrium is also a Markov-perfect equilibrium.

The first two columns in Table 1 show a well-known result. When lump-sum taxation is available, the government implements the efficient solution, $U_c = U_G$, and Ricardian equivalence implies that public debt becomes irrelevant in terms of allocations and welfare. The third and fourth columns show the long-run Ramsey equilibrium. As is also well known, in a Ramsey equilibrium the government will choose, when possible, not to distort long-run investment and, therefore, will set income taxes to zero. It is thus clear that public debt plays a crucial role. When the government is allowed to run unbalanced budgets, public expenditure is financed entirely from the income generated by the assets held by the government. That is, negative public debt (positive asset holdings) is the only source of income for the government in the steady-state equilibrium. As shown in the fourth column of Table 1, the Ramsey equilibrium prescribes a value for the assets held by the government larger than the assets held by the private sector, and more than three times the value of output.

The steady-state Markov-perfect equilibrium in the economy with balanced budgets is shown in the fifth column. Finally, in the economy where the government is allowed to run unbalanced budgets we found two steady-state Markov-perfect equilibria. The first one is the steady-state Ramsey equilibrium, along which the government's lack of commitment is not a binding restriction. The second equilibrium is shown in the last column of Table 1, and, in this case, the lack of commitment is binding. In this latter equilibrium, income is taxed at a rate of 19.05% and the debt-GDP ratio is 56.39%. These numbers fall well within the range of observed values in the U.S. and in most developed economies.

In our economy with physical capital accumulation and public debt, the configuration of markovian equilibria differs drastically from that of the economy without capital, studied by Krusell, Martin and Ríos-Rull (2006). Contrary to their results, our steady-state equilibrium with positive distortions is stable. In our economy with capital, there is a Markov-perfect equilibrium whose time paths converge to this steady state, both for economies starting with debt levels below and above the steady-state value. As we argued above, in the economy with physical capital the equilibrium interest rate on public debt is determined by the stock of capital. And the current government thus can affect tomorrow's interest rate only through the stock of capital.

Figures 1 to 7 below display equilibrium dynamics in a subset of the state space containing this steady state. (Details on our method to compute Markov-perfect equilibria can be seen below and in the next section.) Figures 1 to 3 show government's optimal fiscal policy along the Markov-perfect equilibrium converging to the steady state in the last column of Table 1. The optimal income tax, as a function of K and B , is shown in Figure 1. The tax rate increases both with capital and debt. Figure 2 shows government's debt policy. The issue of debt decreases sharply with capital, indicating that capital-rich economies rely relatively less on public debt to finance government. Figure 3 shows public expenditure as a function of K and B . The private-good consumption function is displayed in Figure 4.

The stability of the steady-state is shown in Figures 5 to 7. Net investment in physical capital, $K' - K$, is presented in Figure 5. In Figure 6 we plot the change in the level of outstanding debt, $B' - B$. Finally, Figure 7 presents the two loci, $K' = K$ and $B' = B$. The point in which these two loci intersect corresponds to the steady-state values for K and B . The arrows indicate the direction of the trajectories starting in the different regions of the state space.

It should be noted that the Markov-perfect equilibrium shown in Figures 1 to 7 has been computed using a global method. It becomes evident from a simple inspection of the Euler equation and two the Generalized Euler equations that the standard method of linearizing around steady-state values cannot be applied in our setting. Indeed, the equilibrium must be computed without prior knowledge of steady-state values. Thus, the subset of the state space must be changed in a trial-and-error process until it contains the steady-state equilibrium. Before moving on to the next section where we explain our computation strategy, we draw attention to Figures 8 to 11 below. Figures 8, 9 and 10 plot relative residuals in the Euler equation and the two Generalized Euler equations, respectively. Figure 11 shows relative residuals in the Bellman equation. It should be noted that the errors are very small, less than 0.001 of 1 per cent. In addition to this, the errors nearly satisfy the equioscillation property (the sign of the errors alternates between positive and negative), and show almost equal amplitude throughout the considered subset of the state space. All these properties of the errors indicate that our approximations are close to being optimal, in the sense that there are no better polynomials to approximate the unknown

functions.

The role of debt in the Markov-perfect equilibrium

In economies without public debt, the long-run Markov-perfect equilibrium yields high income taxes, underconsumption of the private good and overconsumption of the public good. Actually, the G/C ratio in the Markovian economy is 50% larger than in the efficient equilibrium, and the capital stock is 15% lower (see Table 1). This proneness of Markovian governments to overtax in the economy without debt is a consequence of: (i) their lack of ability to internalize the distortionary effects of current taxation on past investment, and (ii) their leadership to set taxes before households choose consumption, which allows them to anticipate the response of current consumption to taxes, and then diminishing the perceived crowding out of physical investment.

Public debt plays a key role curbing the tendency of Markovian governments to overtax in the long run. In the steady-state Markov-perfect equilibrium with distortionary taxation the G/C ratio is 0.1844, which amounts to a 40% decrease with respect to the economy without debt. Likewise, private consumption and capital are brought up closer to the efficient allocation. The ability of Markovian governments to issue debt is thus bound to have sizable effects on welfare.

4 Numerical Approach

In this section we outline our strategy for the computation of the Markov-perfect equilibrium. The first challenge in the computation of the three unknown functions $C(K, B, \tau)$, $\psi_\tau(K, B)$, and $\psi_B(K, B, \tau)$ stems from the presence of the derivatives of the consumption function in the two generalized Euler equations, (2.13) and (2.14). In a steady state, these derivatives must be solve for, thus making the number of unknowns exceed the number of equations.

Our computational method is an application of a projection method which approximates the three unknown functions with a combination of Chebyshev polynomials. Within the class of orthogonal polynomials, Chebyshev polynomials stand out for its efficiency to approximate smooth functions.² The unknown coefficients in the approximate functions are then obtained so that the three functions satisfy the three Euler equations at some collocation points within a subset of the state space, $[K_{min}, K_{max}] \times [B_{min}, B_{max}]$.

²For a complete characterization of their properties and a rigorous exposition of projection techniques see Judd (1992, 1998). For an previous application of these ideas to the computation of markovian optimal taxes see Ortigueira (2006)

Thus, we approximate functions for consumption, taxes and the issue of debt by:

$$\hat{C}(K, B, \tau; \vec{a}) = \sum_{i=0}^{n_k^c} \sum_{j=0}^{n_b^c} \sum_{\ell=0}^{n_\tau^c} a_{ij\ell} \phi_{ij\ell}(K, B, \tau) \quad (4.1)$$

$$\hat{\psi}_\tau(K, B, \vec{d}) = \sum_{i=0}^{n_k^b} \sum_{j=0}^{n_b^b} d_{ij} \phi_{ij}(K, B) \quad (4.2)$$

$$\hat{\psi}_B(K, B, \vec{h}) = \sum_{i=0}^{n_k^\tau} \sum_{j=0}^{n_b^\tau} h_{ij} \phi_{ij}(K, B), \quad (4.3)$$

where $\phi_{ij\ell}(K, B, \tau)$ and $\phi_{ij}(K, B)$ are tensor products of univariate Chebyshev polynomials, which form the multidimensional basis for approximation. For instance, $\phi_{ij}(K, B) = \phi_i(K)\phi_j(B)$, with $\phi_i(K)$ denoting the Chebyshev polynomial of order i in K and $\phi_j(B)$ the Chebyshev polynomial of order j in B . Since Chebyshev polynomials are only defined in the interval $[-1, 1]$, K and B must be re-scaled accordingly, using the chosen $K_{\min}, K_{\max}, B_{\min}, B_{\max}$. That is,

$$\phi_{ij}(K, B) = \phi_i\left(\frac{2(K - K_{\min})}{K_{\max} - K_{\min}} - 1\right) \times \phi_j\left(\frac{2(B - B_{\min})}{B_{\max} - B_{\min}} - 1\right). \quad (4.4)$$

Vectors $\vec{a}, \vec{d}, \vec{h}$ in (4.1) – (4.3) are the unknown coefficients, which are pinned down by imposing that $\hat{C}(K, B, \tau; \vec{a}), \hat{\psi}_\tau(K, B, \vec{d})$ and $\hat{\psi}_B(K, B, \vec{h})$ satisfy the three Euler equations and the laws of motion at a number of collocation points. The number of collocation points is set so that the number of equations equals the number of unknown coefficients. In our exercise we choose Chebyshev collocation. It should be noted that the approximation of the debt policy, equation (4.3), embeds already the approximation of the tax policy in terms of K and B . On the other hand, the approximation of the consumption function, (4.1), must be done in terms of K, B and τ , in order to obtain the derivatives of the consumption function which show up in the Generalized Euler equations.

The value function, $W(K, B)$, can then be easily computed as follows. Using the solutions for consumption, taxation and the issue of debt, the value function is approximated by,

$$\hat{W}(K, B, \vec{e}) = \sum_{i=0}^{n_k^v} \sum_{j=0}^{n_b^v} e_{ij} \phi_{ij}(K, B), \quad (4.5)$$

where the vector \vec{e} contains the unknown coefficients in the value function, which are pinned down so that (4.5) solves the government's Bellman equation at a number of collocation points.

5 Conclusion

This paper analyzes Markov-perfect optimal fiscal policy in a neoclassical economy with physical capital and public debt. We extend a recent literature on time-consistent policies to economies where the government chooses government expenditures and households hold physical capital and public debt in their portfolios. Previous studies on Markov-perfect policy abstract from either public debt, by assuming a government's period-by-period balanced budget constraint, or from physical capital, assuming that labor is the only factor of production.

We characterize and compute Markov-perfect optimal fiscal policy in our model economy and find two steady-state equilibrium configurations. We prove that the steady-state Ramsey equilibrium is a Markov-perfect equilibrium. In addition, our numerical computations find a stable, steady-state Markov-perfect equilibrium with positive income taxation and positive public debt. In a calibrated version of the model, this latter equilibrium yields an income tax rate close to 20% and a debt-GDP ratio in the order of 60%. These numbers are in line with those observed in most developed economies. We argue that although the framework presented in this paper displays an expectations-driven multiplicity of equilibria, it can help account for observed fiscal policies.

Our framework is rather stylized. We have abstracted from endogenous labor supply to focus instead on the role of public debt in economies without commitment to future policies. Although we do not believe that endogenizing labor supply, and allowing the government to set different taxes on capital and labor, would change our results qualitatively, it would certainly have quantitative consequences. However, the computational costs associated with an extension of our framework in that direction might be unsurmountable. As it was made clear in Section 4, we are approximating three unknown functions —consumption as a function of capital, debt and taxes, and two government policies as functions of capital and debt. Adding two new unknown functions —labor supply and the tax policy on labor— and two new functional equations will compromise the accuracy of the approximations even for small subsets of the state space.

6 Appendix

Proof of Proposition 1:

The problem solved by a government with full commitment is to set infinite sequences $\{G_t, \tau_t, B_t\}$

so that the implied competitive equilibrium maximizes welfare. That is,

$$\max_{\{G_t, \tau_t, B_{t+1}\}} \sum_{t=0}^{\infty} \beta^t U(C_t, G_t) \quad (6.1)$$

s.t.

$$C_t + K_{t+1} + G_t = f(K_t) + (1 - \delta)K_t \quad (6.2)$$

$$G_t + [1 + r_t - \delta]B_t = B_{t+1} + \tau_t[(r_t - \delta)(K_t + B_t) + \omega_t] \quad (6.3)$$

$$U_c(C_t, G_t) = \beta U_c(C_{t+1}, G_{t+1})[1 + (1 - \tau_{t+1})(r_{t+1} - \delta)], \quad t = 0 \dots \infty, \quad (6.4)$$

K_0 and B_0 are given.

After defining new variables $\tilde{r}_t \equiv (1 - \tau_t)r_t$ and $\tilde{\omega}_t \equiv (1 - \tau_t)\omega_t$, and formulating the problem of the government as choosing after-tax rental prices, the first-order condition with respect to K_{t+1} can be written as,

$$\Gamma_t = \beta [\Lambda_{t+1}(r_{t+1} - \tilde{r}_{t+1}) + \Gamma_{t+1}(1 + r_{t+1} - \delta)], \quad (6.5)$$

where Γ_t and Λ_t are Lagrange multipliers. Using the Euler equation, equation (6.5) in a steady-state equilibrium is,

$$(\Gamma + \Lambda)(r - \tilde{r}) = 0, \quad (6.6)$$

from which it follows that $\tau = 0$ in the steady-state equilibrium, and, consequently, $B < 0$.

Proof of Proposition 2:

The first-order condition to B' in government's maximization problem (2.11) is given by,

$$U_G G_{B'} - \beta \tilde{V}'_{K'} G_{B'} + \beta \tilde{V}'_{B'} = 0. \quad (6.7)$$

The first-order condition to τ in government's maximization (2.12) is,

$$U_c C_\tau + U_G (G_\tau + G_{B'} B'_\tau) - \beta \tilde{V}'_{K'} (C_\tau + G_\tau + G_{B'} B'_\tau) + \beta \tilde{V}'_{B'} B'_\tau = 0, \quad (6.8)$$

which, after making use of (6.7), simplifies to,

$$U_c C_\tau + U_G G_\tau - \beta \tilde{V}'_{K'} (C_\tau + G_\tau) = 0. \quad (6.9)$$

Envelope conditions, along with $W(K, B) = \tilde{V}(K, B)$, yield,

$$W_K = U_c C_K + U_G G_K + \beta W'_{K'} [1 + f_K - \delta - C_K - G_K] \quad (6.10)$$

$$W_B = U_c C_B + U_G G_B + \beta W'_{K'} [-C_B - G_B]. \quad (6.11)$$

Forwarding these envelope conditions one period and using the above first-order conditions, we obtain the two Generalized Euler Equations, (2.13) and (2.14), presented in Proposition 2.

Proof of Proposition 3:

As shown in Proposition 1, in a steady-state Ramsey equilibrium income taxes are zero and the government holds negative debt (assets) to finance the provision of the public good. The government does not rely on distortionary taxation, and the efficiency condition, $U_c = U_G$, is attained. In this proof we show that the system of equations characterizing steady-state Markov-perfect equilibria has a solution with these properties.

Let us start by assuming that $U_c = U_G$. Then, from (6.9) it follows that $U_c = \beta W_K$. From (6.11) it is then easy to see that $W_B = 0$. Finally, equation (6.10) becomes,

$$\frac{1}{\beta} = 1 + f_K - \delta, \tag{6.12}$$

which, along with the consumer's Euler equation, implies that $\tau = 0$.

Proof of Proposition 4:

The proof follows directly from the first-order and envelope conditions presented above, along with the non-arbitrage condition. Thus, by plugging the first-order condition to issues of debt evaluated at a steady-state Markov-perfect equilibrium into (6.11), it obtains that at a steady-state equilibrium,

$$(1 + \beta G_B)W_B = (U_c - U_G - \beta W_B)C_B. \tag{6.13}$$

Then, plugging $G_B = -(1 - \tau)q - 1$ and the non-arbitrage condition, $q = f_K - \delta$, into equation (6.13) and using the household's Euler equation, it follows that $C_B = 0$ at the steady state.

Proof of Proposition 5:

Here we prove that the two steady-state equilibria —one with positive distortions and one without— are not associated with the same pair of decision rules ψ_τ and ψ_B . To do this, we show that the policy rules generating the steady state with no distortions are the only limit of policy rules in the finite-horizon economy as the planning horizon goes to infinity. The proof, although algebraically tedious, is straightforward.

In the finite-horizon economy with last period denoted by T , we have $K_{T+1} = B_{T+1} = 0$. Therefore, in period T households simply consume all their resources. The problem of the time- T

government is then,

$$\begin{aligned} \max_{\tau_T} \quad & U(C_T, G_T) \\ \text{s.t.} \quad & C_T = K_T + B_T + (1 - \tau_T) [f(K_T) - \delta K_T + q_T B_T] \end{aligned} \quad (6.14)$$

$$G_T = \tau_T [f(K_T) - \delta K_T + q_T B_T] - (1 + q_T) B_T. \quad (6.15)$$

The first-order condition to this problem is,

$$U_c(T) = U_G(T), \quad (6.16)$$

where $U_c(T)$ denotes $U_c(C_T, G_T)$.

In period $T - 1$, the households' Euler equation is,

$$U_c(C_{T-1}, G_{T-1}) = \beta U_c(C_T, G_T) [1 + (1 - \tau_T) (f_K(K_T) - \delta)], \quad (6.17)$$

and the non-arbitrage condition between the two assets is $q_T = f_K(K_T) - \delta$. The fiscal policy chosen by the time- $(T - 1)$ government is obtained in a two-step maximization problem. First, given τ_{T-1} , the issue of debt solves,

$$\begin{aligned} \max_{B_T} \quad & \{U(C_{T-1}, G_{T-1}) + \beta U(C_T, G_T)\} \\ \text{s.t.} \quad & G_{T-1} = B_T + \tau_{T-1} [f(K_{T-1}) - \delta + q_{T-1} B_{T-1}] - (1 + q_{T-1}) B_{T-1} \end{aligned} \quad (6.18)$$

$$K_T = f(K_{T-1}) + (1 - \delta) K_{T-1} - G_{T-1} - C_{T-1} \quad (6.19)$$

and equations (6.14), (6.15), (6.16) and (6.17).

The first-order condition to this problem is,

$$U_G(T - 1) \frac{\partial G_{T-1}}{\partial B_T} + \beta \left[\left(U_c(T) \frac{dC_T}{dK_T} + U_G(T) \frac{dG_T}{dK_T} \right) \frac{dK_T}{dB_T} + \left(U_c(T) \frac{dC_T}{dB_T} + U_G(T) \frac{dG_T}{dB_T} \right) \right] = 0 \quad (6.20)$$

Then, τ_{T-1} is the solution to,

$$\begin{aligned} \max_{\tau_{T-1}} \quad & \{U(C_{T-1}, G_{T-1}) + \beta U(C_T, G_T)\} \\ \text{s.t.} \quad & \end{aligned}$$

equations (6.14), (6.15), (6.16), (6.17), (6.18), (6.19) and (6.20).

The first-order condition is,

$$U_c(T - 1) \frac{\partial C_{T-1}}{\partial \tau_{T-1}} + U_G(T - 1) \frac{\partial G_{T-1}}{\partial \tau_{T-1}} + \beta \left[U_c(T) \frac{dC_T}{dK_T} + U_G(T) \frac{dG_T}{dK_T} \right] \frac{\partial K_T}{\partial \tau_{T-1}} = 0 \quad (6.21)$$

Now, from feasibility conditions at T and $T - 1$ we obtain that $\frac{dC_T}{dB_T} = -\frac{dG_T}{dB_T}$, $\frac{\partial K_T}{\partial \tau_{T-1}} = -\frac{\partial C_{T-1}}{\partial \tau_{T-1}} - \frac{\partial G_{T-1}}{\partial \tau_{T-1}}$ and $\frac{dK_T}{dB_T} = -\frac{dG_{T-1}}{dB_T} = -1$. Using these values in equations (6.20) and (6.21), we have

$$\left[U_c(T-1) - U_G(T-1) \right] \frac{\partial C_{T-1}}{\partial \tau_{T-1}} = 0. \quad (6.22)$$

Since $\frac{\partial C_{T-1}}{\partial \tau_{T-1}} \neq 0$, it thus follows that $U_c(T-1) = U_G(T-1)$. Then, using the fact that $\frac{dC_T}{dK_T} + \frac{dG_T}{dK_T} = 1 + f_K(K_T) - \delta$, equation (6.21) yields,

$$U_c(T-1) = \beta U_c(T) [1 + f_K(K_T) - \delta]. \quad (6.23)$$

From this equation and the household's Euler equation it follows that $\tau_T = 0$.

Solving the problem for period $T - 2$, yields $\tau_{T-1} = 0$. By proceeding in this way up to the initial period, it can be shown that all taxes are zero but the initial one. That is, $\tau_0 \neq 0$ and $\tau_t = 0$ for all t from 1 to T .

References

- Aiyagari, R., Marcet, A., Sargent, T., Seppälä (2002). “Optimal Taxation without State-Contingent Debt.” *Journal of Political Economy*, vol. 110, no. 6, pp. 1220–1254.
- Azzimonti-Renzo, M., Sarte, P. D., and Soares, J., (2006), “Optimal Policy and (the lack of) time inconsistency: Insights from simple models.” Manuscript.
- Calvo, G., (1988). “Servicing the Public Debt: The Role of Expectations.” *American Economic Review*, vol. 78, no. 4, pp. 647–661.
- Chamley, C., (1986). “Optimal Taxation of Capital Income in General Equilibrium with Infinite Lives.” *Econometrica*, vol. 54, no.3, pp. 607–622.
- Judd, K., (1992). “Projection Methods for Solving Aggregate Growth Models.” *Journal of Economic Theory*, vol. 58, pp. 410–452.
- Judd, K., (1985). “Redistributive Taxation in a Simple Perfect Foresight Model.” *Journal of Public Economics*, vol. 28, pp. 59–83.
- Judd, K., (1998). *Numerical Methods in Economics*. Cambridge, Mass.: MIT Press.
- Klein, P. and Ríos-Rull, J., (2003). “Time-Consistent Optimal Fiscal Policy.” *International Economic Review*, vol. 44, no. 4, pp. 1207–1405.
- Klein, P., Krussel, P., and Ríos-Rull, J.-V., (2006). “Time-Consistent Public Policy.” Manuscript.
- Krusell, P., Martin, F., and Ríos-Rull, J., (2006). “Time-Consistent Debt.” Manuscript.
- Lucas, R. and Stokey, N., (1983). “Optimal Fiscal and Monetary Policy in an Economy without Capital.” *Journal of Monetary Economics*, vol. 12, no. 1, pp. 55–94.
- Martin, F., (2006). “A Positive Theory of Government Debt.” Manuscript.
- Ortigueira, S., (2006). “Markov-perfect optimal Taxation.” *Review of Economic Dynamics*, vol. 9, pp. 153–178.
- Persson, M., Persson, T. and Svensson, L., (1988), “Time Consistency of Fiscal and Monetary Policy.” *Econometrica* vol. 55, pp. 1419–1432.

Policy Functions

Figure 1. Tax Policy Function

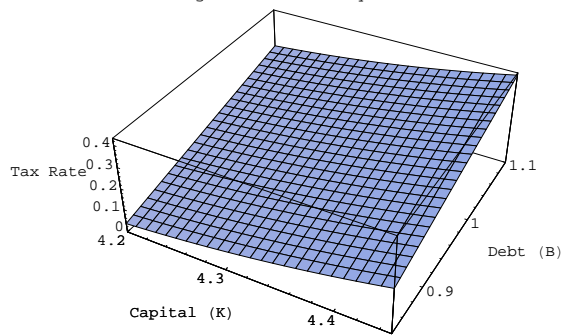


Figure 2. Debt Policy Function

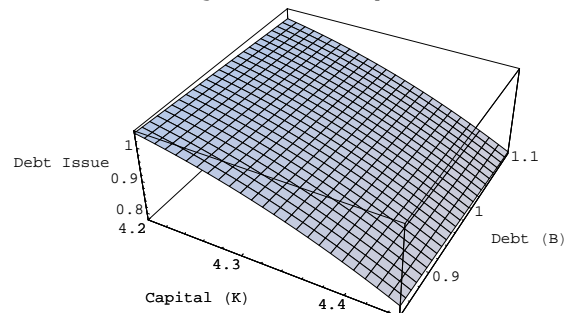


Figure 3. Gov. Expenditure Function

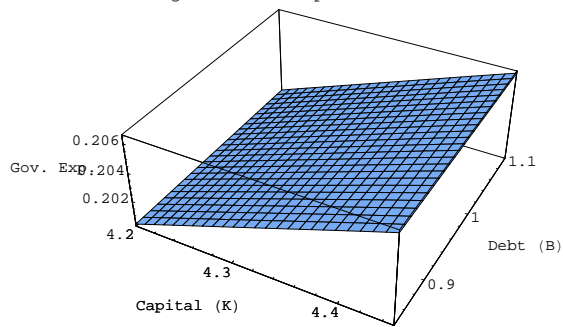
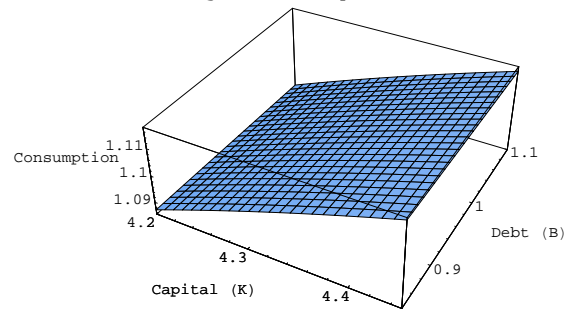


Figure 4. Consumption Function



Notes: Figures 1 to 4 show the policy functions in a Markov-perfect equilibrium. The government's tax policy is shown in Figure 1. The government's debt policy is shown in Figure 2. The government's spending policy is displayed in Figure 3. Finally, the private consumption function is shown in Figure 4.

Figure 5. Net Investment, $K' - K$

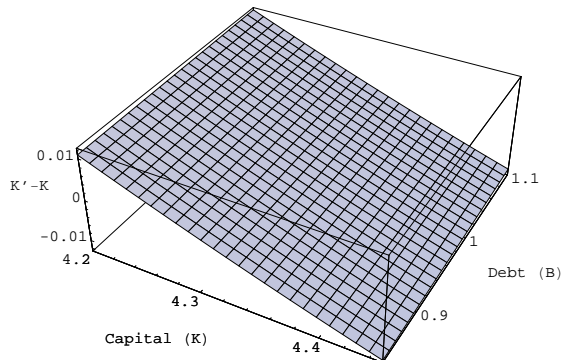


Figure 6. Change in Public Debt, $B' - B$

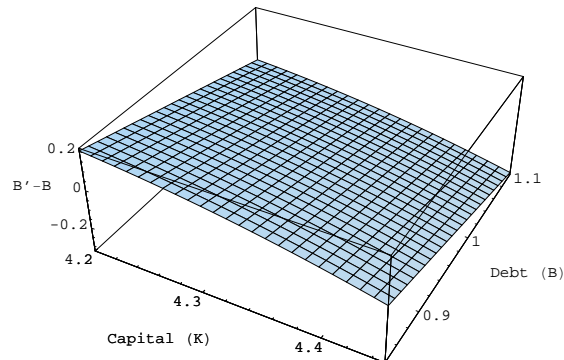
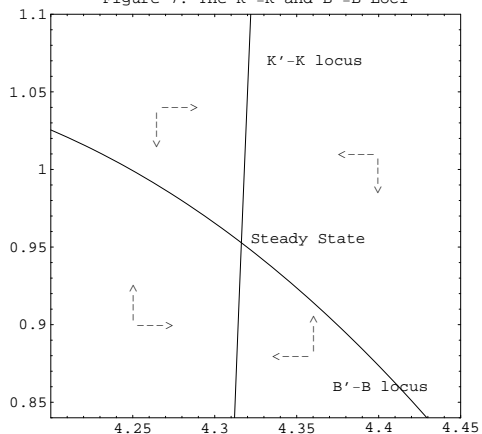


Figure 7. The $K' = K$ and $B' = B$ Loci



Notes: Figures 5 to 7 show the dynamics around the steady-state equilibrium with positive income taxation. Figure 5 shows net investment; Figure 6 shows the change in government debt; and Figure 7 shows the $K' = K$ and $B' = B$ loci.

Figure 8. Euler Equation Errors

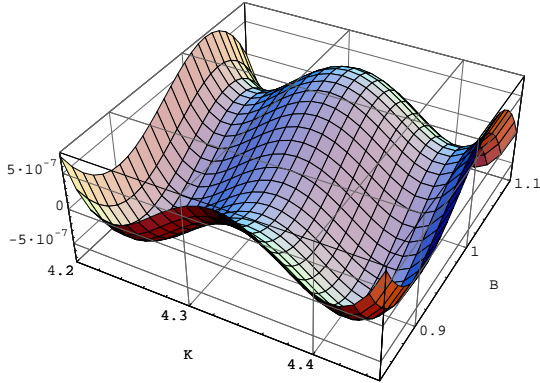


Figure 9. Generalized Euler Equation 1 Errors

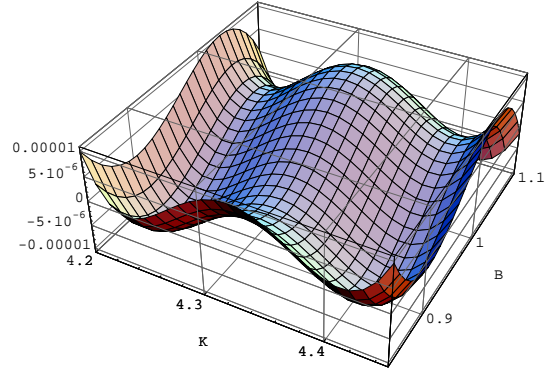


Figure 10. Generalized Euler Equation 2 Errors

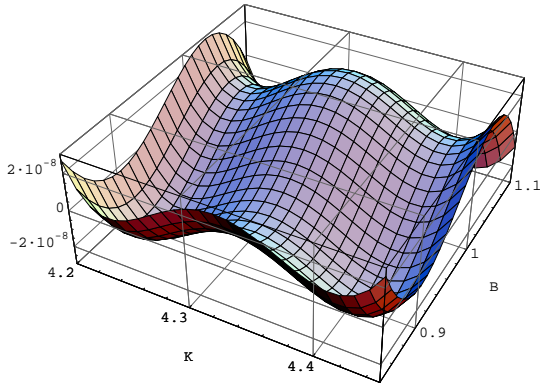
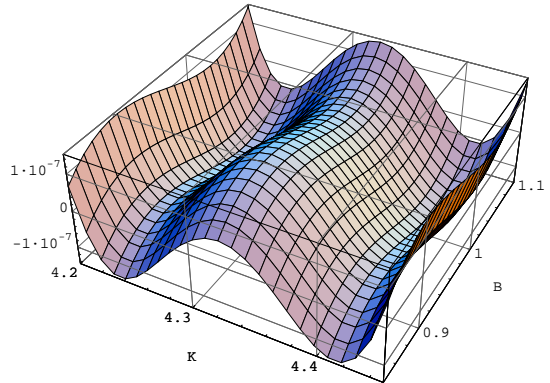


Figure 11. Bellman Equation Errors



Notes: Figures 8 to 11 show relative errors of Chebyshev collocation for the Euler equation (Figure 8), Generalized Euler equations (Figures 9 and 10) and the Bellman equation (Figure 11).