



EUROPEAN UNIVERSITY INSTITUTE

ISTITUTO UNIVERSITARIO EUROPEO

ROBERT SCHUMAN CENTRE FOR ADVANCED STUDIES

Fifth Mediterranean Social and Political Research Meeting

Florence – Montecatini Terme 24 – 28 March 2004

Quinto Convegno di Studi Socio-politici sul Mediterraneo

Firenze – Montecatini Terme 24 – 28 marzo 2004

The Global Demographic Benefit of International Migration: A Hypothesis

Philippe Fargues

European University Institute, Florence

First draft—unfinished—in progress

Workshop III

International Migration: A Positive Sum Game?

Jointly organised with the Institut Europeu de la Mediterrania (IEMed), Barcelona



© Philippe Fargues. All rights reserved.

For any query or information, please contact the author(s):

Philippe.fargues@iue.it

No part of this paper may be distributed, quoted or reproduced in any form without permission by the author(s).

For authorised quotation(s) please acknowledge as follows:

Paper presented at the Fifth Mediterranean Social and Political Research Meeting of the Mediterranean Programme of the Robert Schuman Centre for Advanced Studies at the European University Institute, Florence and Montecatini Terme, 24 – 28 March 2004 – Workshop No. 03 "International Migration: A Positive Sum Game?", jointly organised with the Institut Europeu de la Mediterrania (IEMed), Barcelona.

The Global Demographic Benefit of International Migration : a Hypothesis

By Philippe Fargues, European University Institute, Florence

First draft—unfinished—in progress

Introduction

How can demography bring a specific response to the question on whether international migration is a « positive sum game »? This paper advances a daring argument: that international migration has contributed to contain the demographic explosion, more precisely that population movements from developing to more developed countries during the last decades have resulted in a smaller global world population than the one which would have been obtained had no international migration taken place. In other words, it argues that international migration has contributed to check the nightmare of world overpopulation¹.

The mechanism through which international migration is hypothesised to play on global demography is simple: most migration during the period of demographic transition²—a period when international differentials in birth rates are peaking—has been from high to low birth rates countries. Because international migrants adopt for themselves, and send back to their home countries, models and ideas that prevail in host countries, they are agents of the diffusion of demographic modernity.

The Middle East and North Africa (MENA) offers a particularly interesting case in point for testing the hypothesis that migrants are potential vectors of demographic change. Several MENA countries witness an intense emigration, with emigrants bound either for the Gulf or for the West, according to countries of departure and time. With regard to demographic differentials encountered through migration, MENA thus offers contrasted situations: host countries of emigrants are sometimes less, sometimes more advanced in their demographic transition than their home countries. If the central hypothesis of the paper is true, then emigration from MENA countries will have modified the

¹ Looking at the long term, the common sense would on the contrary associate migration with the search for vital space, that is with the demographic expansion of mankind rather than the reduction of its rate of growth. As Kingsley Davis (1988) puts it « Liberal political and economic leaders tend to believe that a movement from areas of high population density to areas of low population density is [...] desirable [while] their opponents point out that the Earth is already too crowded, that migration by helping to fill the last remaining open spaces, is making the crowding worse » (p. 252-3). In a long historical perspective, it is true that migration has often resulted in peopling scarcely peopled areas. However, things have changed: there are no longer 'empty' places and the world is now divided into well delineated political entities, between which strong economic differentials are the main factor of migration, disregarding population density.

² The “demographic transition” is the shift from high to low levels of mortality and natality, with a time gap between the decrease of mortality and that of natality, and consequently a period of rapid population growth when mortality is already low while natality is still high.

course of the demographic transition of origin countries of migrants in two opposite directions, according to places of destination: slowing it down where emigrants are destined to the Gulf and speeding it up where they emigrate to the West.

The paper is divided into five sections. Section I examines the place of migration in demographic analysis. Section II proposes a general framework of interaction between migration and demographic change. Section III is a rapid overview of the well-documented side of this framework, i.e. the impact of migration on the demography of migrants. Section IV is a very first attempt to explore the other side of the framework, i.e. the impact of migration on the demography of non-migrants in countries experiencing significant rates of emigration, with MENA as an example. Section 5 offers a partial validation of the main hypothesis by comparing Morocco to Egypt.

1. The demographic ideal of a closed population

Migration was never built up by demographers at the same level of formal elaboration as the two other components of population change, i.e. birth rates and death rates which form together the ‘natural’ growth of any population. Migration is absent from the core model of formal demography—known as the ‘theory of stable populations’—and methods for estimating migration are much less settled than those devised for measuring fertility and mortality.

Formal demography is anchored in the tradition of biology. It models population reproduction as the result of two biological processes, natality and mortality³. The modern mathematical demography founded by Alfred Lotka simply excludes external migration⁴: « By a very natural abstraction, demographic analysis envisages as a point of departure the case of a closed population, that is to say, a population whose numbers receive new accessions only through births and suffers losses only through deaths, immigration and emigration being excluded » (Lotka 1998 [1939], p. 53). Basic analytical models—to begin with the most commonly used of them, the life table, which describes the extinction of a generation « in the absence of external migration »—are constructed

³ Marriage is the third central topic of formal demography, since marriage—or more generally the entry into union—is recognised a key “proximate determinant” of fertility.

⁴ In this section we use the term ‘external’ rather than ‘international’ migration. The latter refers to nations, a modern division of the world which bears no meaning for most of history, while the former refers inclusively to any sort of territory.

on the assumption of a « closed » population, a population that receives or sends no external migration⁵.

True populations however are not closed. States, or nations, define populations and borders separate national populations from one another. As soon as a population is delineated by a border, border crossing becomes one of the factors of its growth and reproduction. For Lotka this is not a reason for introducing migration in the fundamental demographic equations: « Demographic statistics is concerned primarily with human populations, and particularly with certain more or less isolated populations, as for example those of a nation [...] The practical problems [posed by migration across borders] are reduced more and more as the area included in the study expands, since emigration and immigration are plainly functions of the border periphery, whereas births and deaths are instead functions of the land area, and the ratio between the periphery and the internal area continuously decreases as the latter increases. Circumstances of politics and commerce further tend to accentuate that effect, so that for an entire country migration can in certain cases be almost negligible as a factor determining the growth of its population [...] » (*Ibid.*)⁶.

States are not only frames of reference for the delimitation of populations, they also form the actual frame of population data collection. Statistical records thus incorporate migration, implicitly in vital statistics⁷ or explicitly in migration statistics. As a result, migration is a matter of interest for demographers, which they take into account as soon as they leave models for tackling real statistics. Their interest in migration can follow two very distinct purposes: either eliminating migration from vital records for its interference with biological demography, or measuring migration for its contribution to overall demography.

⁵ Keyfitz (1968) later introduced the notion of “interacting populations”, and the tool of “immigration vector” in the mathematics of population.

⁶ Interestingly, theories of international migration do not put a greater emphasis on demography than the one demographic theory puts on international migration. Economic theories recognise that international differentials are key factors of migration, but they rarely consider demographic differentials (in population density or population growth) as true factors. Only few of them would endorse a statement such as « modern migration stems mainly from the difference in population growth between the developed and the less developed countries » (Davis 1988 p. 256). In fact, there are too many exceptions to make a rule of it. To take a Middle Eastern example, Lebanon is a country of emigration to Saudi Arabia, despite the fact that Lebanon has a much lower rate of natural population growth than Saudi Arabia (below 1% compared with 3.3% in 1995-2000), and Lebanon is a place of immigration for Syrian, despite the fact it has a much higher demographic density than Syria.

⁷ For example, international migration affects death records and consequently the statistical observation of mortality: the death of an emigrant escapes national statistics of countries of origin so that emigration produces the same result as death in reducing the size of a generation.

Eliminating the interference of external migration with the statistical observation of births and deaths has been an important concern for demographers. Following chemistry⁸, formal demography aims at studying fertility and mortality « in the pure state », and for this purpose needs to remove the blurring effect of external migration (Henry 1972). What would have been numbers of births and deaths recorded if no migration had taken place? is the question to be solved. Because migration is a selective process and because it changes the course of life, its statistical interference with fertility and mortality is a complex one. Had those who have emigrated the same probability of giving birth or of dying than those who have not emigrated? To which extent do birth rates and death rates obtained on incomplete statistics (they do not cover emigrants) apply to all members of the generation under consideration? How to deal with the dependence in probability of emigration on one side, and fertility or mortality on the other side? These questions have produced more interesting methodological developments in demography than additional knowledge on migration itself⁹.

Measuring migration also fully enters within the scope of demography, insofar as the overall growth of any population is the addition of its external migration to its natural growth¹⁰. Because migrants have a specific age profile, their contribution to the age structure of the population has also become a topic of interest in demography, recently rekindled by the worry about consequences of ageing in industrialised countries. The question of how to balance decreasing fertility rates by sustained flows of immigrants has received a certain attention from demographers (Keyfitz 1981, Fargues 1989, United Nations 2000)¹¹. However, for logical reasons intrinsic to migration itself the modelling of external migration never went very far in demographic analysis¹², and for limits

⁸ Henry (1972) « Analyser, c'est décomposer un tout en ses parties : [...] L'observation nous fournit des données à l'état brut [...] Ces données brutes, qui peuvent paraître simples à un esprit superficiel, sont en réalité le fruit de combinaisons ou de mélanges fort compliqués où interviennent quantités d'éléments [...] Comme en chimie, c'est à l'analyse qu'il revient d'isoler le phénomène à l'état pur [...] Dans nos observations se mêlent l'effet du phénomène qui nous intéresse, la nuptialité, et des phénomènes perturbateurs, mortalité et migrations. » (p. 20-21).

⁹ An overview of the (modest) place of migration in demography is given by Keely 2000).

¹⁰ The balancing equation of population growth writes: $P_2 - P_1 = B - D + I - E$ where P_1 and P_2 name the total population at dates 1 and 2, and B, D, I, E are respectively the numbers of births, deaths, immigrants and emigrants recorded between dates 1 and 2.

¹¹ A much debated report of the United Nations (2000) dedicated to exploring how migration could bring an answer to ageing made use of population projections to answer the question « what level of migration from less developed countries would be required to compensate for negative demographic trends in more developed countries ? »

¹² Henry (1972) « Dans l'état actuel de la démographie, on ne sait pas étudier les phénomènes ouverts en tant que tels [...] » « L'émigration d'une région A [...] concerne les membres de la population étudiée et fait sortir de cette population : [...] L'immigration dans une région B résulte, elle, de l'arrivée de personnes étrangères à cette région [...] les événements qui figurent au numérateur ne concernent pas les membres de la population figurant au dénominateur. [...] Il n'y a pas symétrie entre l'émigration de A vers B et l'immigration en B provenant de A : [...] Dans ces conditions, l'étude des mouvements migratoires est, au moins sous son aspect théorique, une étude de sortie, d'émigration » (p. 198-9).

belonging to the social rather than biological nature of external migration, no robust framework of determinants comparable to those applied to mortality and fertility was never devised in the demographic study of migration. As Davis (1988) puts it « international migration [...] resembles mortality and fertility in being part of the fundamental balancing equation in demography, which says that any population change is a function of natural increase and net migration [...] but unlike mortality and fertility, it has no biological constraints and hence no built-in limits. There is no ‘normal’ or ‘natural’ rate of migration » (p. 245).

2. Modelling the Impact of International Migration on Birth Rates

To sum up, demography basically deals with international migration as numbers to be added (immigration) or subtracted (emigration) to any population defined by national boundaries. No individual country has a zero balance of external migration, but the entire world has, because it obviously receives no external migration. Despite this indisputable fact we argue, however, that flows of international migration might change the total number of inhabitants on earth, as a result of the impact international migration can have on natural population growth, notably on birth rates¹³. We focus here on two particular sub-populations: migrants themselves, and the community they have left behind in home countries.

For those who move, migration is susceptible to produce two distinct impacts on patterns of family building. The first is a short term one which results from imbalances in the sex-ratio of migration flows—labour migration (whether of men or of women) delays marriage and procreation, while migration of family reunification yields the opposite effect, and allows to recover birth rates deficits of previous steps in individuals’ life cycle—and a long term one resulting from the gradual adjustment of migrants to their host population, which translates into a convergence of migrants’ demographic patterns with those prevailing in receiving countries. This last effect is shown on Figure 1, left arrow. It is a limited one, since it affects only migrants themselves.

Those who don’t move but live in communities from where numerous migrants have departed might also see their demography affected by migration. This will happen as soon as their living conditions are transformed by the emigration of relatives or neighbours on one side, and their conception of life is changed by alternative models to which they are exposed through the

¹³ Mortality is also linked with migration. For example, an interesting “Mediterranean” pattern of health has been found among migrant populations (Khalat & Darmon 2003). Including mortality in the paper would have complicated

emigration of members of their community on the other side. Because expatriates are increasingly forming transnational communities in close contact with the environment left behind through fast travel and telecommunications, modern migrants are still part of the game in their home countries in particular in the diffusion of models. Their possible impact on patterns of family building and procreation is shown on Figure 1, right arrow. It is an enlarged effect, not limited to migrants themselves and their close families, but extended to their entire local community at home, and possibly to the larger society through the media. This process interacts with the first one: the more adjusted the emigrants to their host society—and the better connected to the world left behind—the more efficient their diffusion of new models and ideas in their home society.

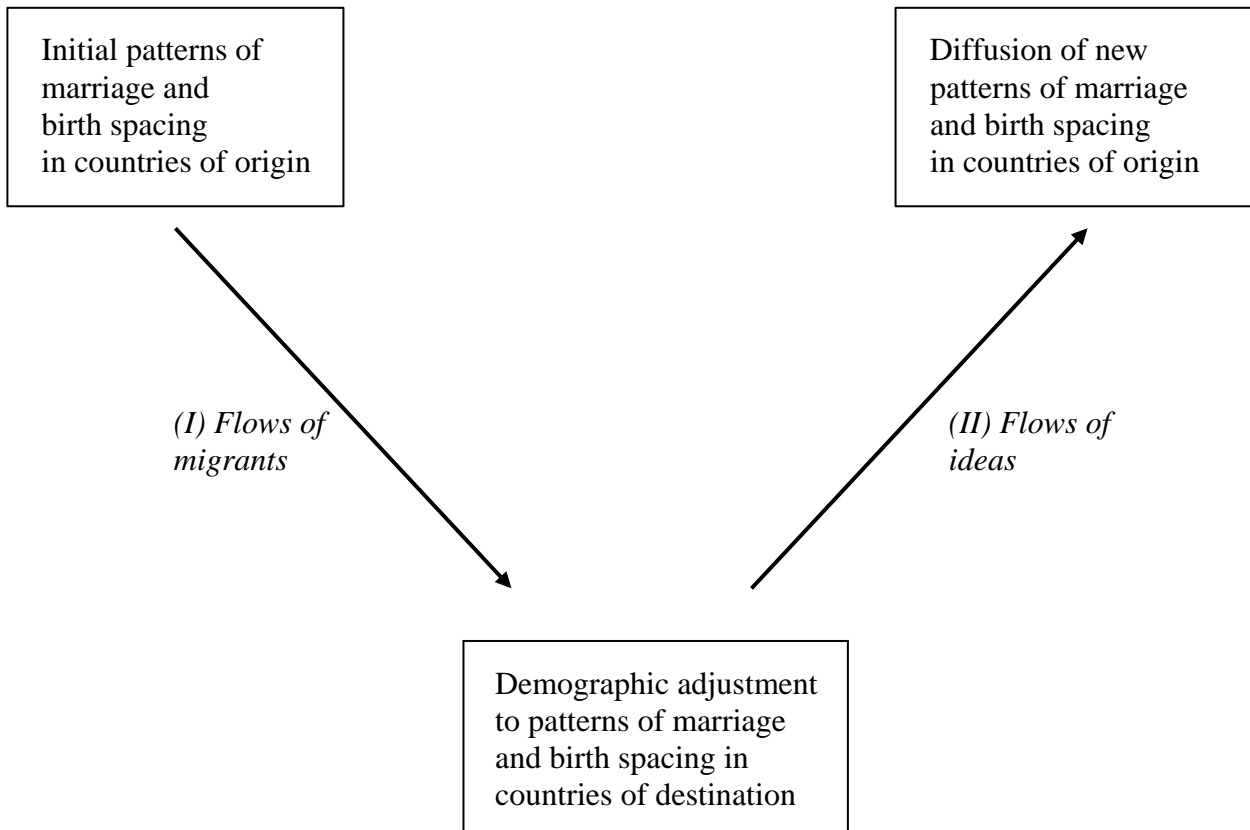
This argument refers to the ideational frame of the demographic transition, by far less researched and less modelled than its structural frame. Much more has been written on the decline of fertility in relation with structural transformations such as the spread of mass education, urbanisation, or the shift from agriculture to services, than on the role played by culture and values in demographic change. As a consequence, empirical evidence is scanty: most, if not all, large fertility surveys designed on a highly standardised and comparative scheme¹⁴ have disregarded ideas and values, with the exception of a handful of questions directly related with family building, such as the ideal number children, sex preference, or views about marriage. For lack of individual data on more fundamental ideas and values expressing the way people see their lives, this paper will content itself with a macro approach, and will not reach the micro level which would allow a true validation of the hypothesis that migration is a vehicle for alternative ideas¹⁵.

our purpose for only little added value, since mortality does not play as important a role as fertility in contemporary international demographic differentials.

¹⁴ The core questionnaire of the World Fertility Survey (WFS) devised in the 1970s has been reproduced—with some amendments—in all major subsequent surveys, notably the Demographic and Health Survey (DHS) of the 1980s-1990s and the Papchild (1990s) and Papfam (2000s) initiated by the Arab League.

¹⁵ At the other side of the spectrum, for lack of accurate time series on migration in many countries, the paper will not offer any estimation of the global demographic impact of international migration, that is the reduction of the world population rate of growth which can be attributed to migration.

Figure 1 : A framework of the impact of international migration on birth rates



3. Downstream Demographic Adjustment of Migrants

When people move, they change their environment but not their selves. In a short lapse of time, they will be subjected to the living conditions prevailing in their new environment, which are important to determine the cost of children. For material reasons, migration will most probably affect the timing of childbearing and the desired number of children. It will take longer however for immigrants to change some of their individual characteristics, such as the level of education which is recognised an important determinant of fertility, and even longer to adapt to a new culture. This will happen either later in the course of their own lives or only to their children. A quick but limited effect of migration on fertility has thus to be expected, before any deeper shift takes place.

Table 1: Total fertility rates* (children per woman) of foreign citizen women residing in France, compared with their country of origin and with French women, around 1980, 1990 and 2000

Citizenship	Residence	1980	1990	2000
Algerian	France	4.22	3.22	3.19
	Algeria	6.77	4.67	2.97
Moroccan	France	5.14	3.51	3.32
	Morocco	5.65	4.03	2.87
Tunisian	France	5.21	3.93	3.29
	Tunisia	5.30	3.62	2.16
Turkish	France	5.13	3.73	3.35
	Turkey	4.40	3.40	2.57
French	France	1.87	1.76	1.82

* the total fertility rate (TFR) is the final average number of children born per woman, obtained as the sum of age specific fertility rates from 15 to 49 years, during a given period of time.

Sources: France (in 1982, 1990, 1999): Legros 2003 ; Algeria, Morocco, Tunisia, Turkey: United Nations 2003.

In fact, the convergence of immigrants' fertility with natives' seems to be a slow process: for example in France—the country which hosts the largest Arab expatriate community—total fertility rates among immigrants women of MENA origin have decreased during the 1980s and the 1990s, thus reducing the distance with their host population, but surprisingly at a much slower pace than in their countries of origin (Table 1). Algerian women living in France have experienced an earlier fertility decline than those left behind in Algeria (6.77 children per women against 4.22 in 1980), but since this decline has been slower among the former than the latter, Algerian emigrants have now higher fertility rates than their non-migrant fellow citizens in Algeria (3.19 against 2.97 in 2000). The same holds for Moroccan, Tunisian and Turkish women. This unexpected result is largely due to a statistical artefact resulting from two characteristics of migration: for women it is often caused by marriage (another result of which being fertility), and it is a selective phenomenon.

To fully understand this artefact it has to be borne in mind that, after the quasi-closure of Europe to labour immigration starting from the mid 1970s, family reunification has become the first channel of legal entry for non-European aliens. Firstly, family reunification applies to wives or husbands, which means that a birth is very likely to follow shortly after migration¹⁶. On average, 49% of

¹⁶ A high proportion of children are first children (as soon as fertility is low) and most first children are born during the first years of marriage.

Algerian immigrant women are married at the time of immigration in France, 52% of Moroccans and Tunisians and 59% of Turks (Borrel & Tavan 2003). That births delayed in countries of origin are recovered in countries of emigration clearly emerges from the fact that, for a same generation of women, those who reside in France for more than ten years have a much lower level of fertility than those arrived from less than ten years (Table 2)¹⁷. The demographic adjustment effectively operates, but only after a certain duration of stay. Secondly, family reunification tends to perpetuate the social selection of migrants, and those arrived in France at the time of massive labour migration (before 1974) where mostly unskilled workers, belonging to social groups with higher fertility than the national average in their home countries.

Table 2: Total fertility rates in 1999 among foreign citizen women residing in France, according to date of immigration

Nationality \ Date of immigration	1980-89	1990-99
Algerians	2.66	4.08
Moroccans	2.91	4.31
Tunisians	2.66	4.46
Turks	2.46	3.99

Source: Legros 2003

Before concluding this section, two remarks should be made. First, the social selection of migrants varies with home and host countries. For example, despite Egypt is a country with higher birth rates than Lebanon, Egyptian immigrants in Australia have much lower birth rates than Lebanese immigrants. In 1981, total fertility rates were 5.40 children per woman in Egypt and 4.05 in Lebanon, while their immigrant communities in Australia had total fertility rates of 2.51 and 4.80 respectively (Young 1991). Egyptians in Australia were more advanced than Lebanese in their demographic transition, while the contrary was true for their countries of origin, a probable sign of upward social selection of migrants to Australia in Egypt and downward in Lebanon. As a result of convergence with native Australians, fertility declined from one generation of immigrants to next

¹⁷ Carlson (1985) analyses in another context (the U.S.) how the event of migration and a new social context combine to affect the vital rates of migrant populations. The timing of marriage remains affected by a cultural factor “which may be more than a simple combination of levels of schooling and job experience” (p. 64). The timing of births displays a strong, temporary and short-term impact of immigration, but no evidence of any longer-term effect: migrants are highly adaptable.

among Lebanese, but not among Egyptians who had since their arrival a lower fertility than average Australians¹⁸.

The second remark on adjustment of migrants to their host societies is that convergence might happen faster in demography than in other family related issues. A survey among immigrants from Turkey and Morocco carried out in Belgium in the early 1990s found that in matters directly related with fertility, such as the desired family size, the preference for boys or girls, the utility of children and contraception, migration produces a decisive change. For example, the percentage of married women aged 25-29 using contraceptive was respectively 79% and 71% among Turkish and Moroccan women living in Belgium, compared with 44% and 35% in their countries of origin the same year. When it comes to marriage the choice of partner and female autonomy, however, only a « prudent shift in the code of conducts » is observed: marriage decided on free individual choice without parents interfering remains very rare and most often a source of conflict. Social and cultural changes would thus proceed at different paces according to domains, a phenomenon qualified as « heteropraxis » by the authors of the survey (Lesthaeghe and Surkyn 1995).

4. Wahhabi v/s Western Ways

From the mid-1970s until the late 1980s, Arab countries have displayed a puzzling pattern of fertility differentials: contrary to what is observed at the level of the world—a strong negative correlation between GDP per capita and birth rates—the richest Arab countries were also those with the highest birth rates. As it will be briefly recalled in the next paragraph, this was a result of oil wealth and the particular type of state-to-society relationship it generated (Fargues 1988, 1993). Even more puzzling, when only non-oil Arab countries were compared with each other, some of those best endowed with what is considered universal factors of the fertility transition—such as good health or female education—were keeping higher level of fertility than countries less endowed with these same factors. In other words, a single country could be characterised at the same time by advance in well-being and delay in demographic matters¹⁹. This apparent anomaly was due in part to migration, which served as a vehicle for values and models.

¹⁸ TFR had declined from 5.09 children per women among Lebanese immigrant women in Australia born in 1917-21 to 4.35 for those born in 1937-41 (youngest generation having completed its fertility in 1981), while among Egyptians the decline was only from 2.57 to 2.42 (Young 1991).

¹⁹ For example Jordan was better endowed than Morocco with regard to health or educational status of the population, but Morocco was far in advance on Jordan with regard to birth control.

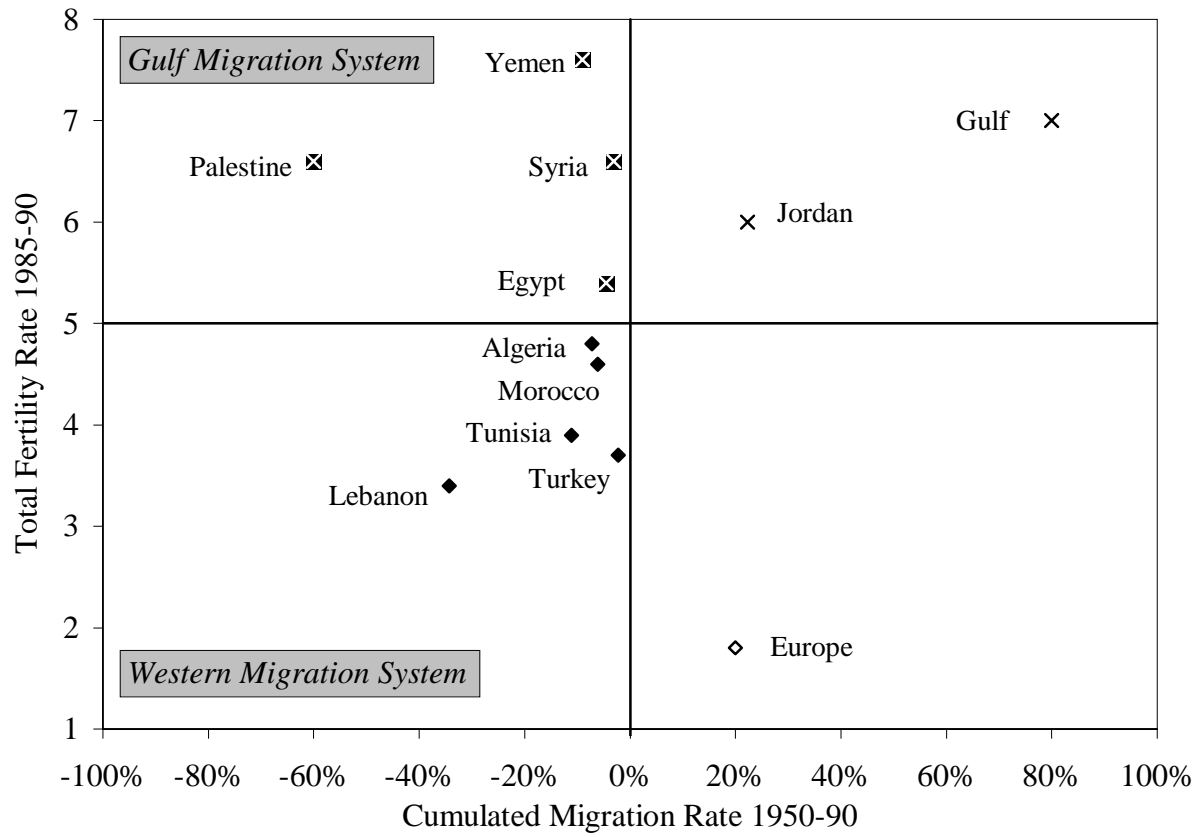
All began in the wake of the 1973 Arab-Israeli war. Beforehand, all Arab countries except one, Lebanon, were still in a pre-transitional stage regarding fertility, with total fertility rates ranging from 6 to more than 8 children per woman according to country, and it was only in the second half of the 1970s that social and economic transformations began to translate into rising age at marriage among women (Rashad & Osman 2003) and birth control. However, in major Arab oil producing countries (the Gulf states, Libya and Algeria), the sudden change in scale of state revenues in the immediate aftermath of the 1973 war which sent crude oil prices soaring, jammed the transition of fertility. Oil revenues enabled governments to establish welfare state systems through financing development (health, education, etc.) on one hand, and subsidizing consumption on the other hand.

While development activities were conducive to fertility decline, subsidized consumption, by reducing the cost of children, could work to the opposite effect. This is what happened in a number of Arab countries, especially the most oil-rich ones, whose governments, by keeping the population in check through generous oil wealth redistribution, were able to play the forces of social conservatism and change off against one another. Social conservatism was reflected in particular by a continuing very low labour force participation rate among married women²⁰. So, by both cutting the costs of fertility and keeping women in the home, oil revenues indirectly promoted high fertility. To some extent, oil revenues “generated” population²¹. As if by contagion, the oil-type of early marriage and high birth rates persisted in non-oil countries of the Mashreq (except Lebanon), while in the distant Maghreb it gradually gave room to delayed marriage and birth control. The transition of fertility happened earlier in Tunisia and Morocco than in Jordan, Syria, Yemen and even Egypt. Migration offers a key for understanding what happened then. Figure 2 clearly shows that in the second half of the 1980s, when fertility differentials between MENA countries were peaking, All countries of emigration to the Gulf had an above-average level of fertility (upper-left panel of Figure 2) while all countries of emigration to the West had below average levels of fertility (lower-left panel).

²⁰ A mechanism sustained in the Gulf by labour imports, since women-dominated jobs—notably in education, health and administration—could be occupied by immigrant women.

²¹ The oil crisis started in the mid-1980s gradually put an end to this mechanism.

Figure 2 : Migration and Fertility in MENA countries
(at the time of maximum variation in fertility)



Source: see Table 5

As soon as a surprising pattern of Mashreq-Maghreb demographic differentials became clearly revealed by large fertility surveys in the late 1980s-early 1990s, the idea was advanced that « cultural models encountered through international migration to a certain extent reinforce the geography of demographic transition : the Maghreb, which has a foothold in Europe through its émigrés, has experienced a marked decline in its birth rate whereas the Egypt of the *Infitâh*, strengthening its Arab exchanges by a million and a half expatriates in the Gulf, saw it rise again temporarily from 1974 to 1985. [...] After a decade when it constantly fell (1964-73), the birth rate rose again during the next (1974-85). It was probably less to do with military demobilization [...] than with the input of various external resources : the Suez canal and oil again, American and Saudi aid, tourism and the savings of émigré workers were all sources of income which increased the circulation of goods and services beyond what Egypt was producing. Migration itself contributed to the renewed rise in the birth rate, because of the Egyptians' contact with the large family standard common in the Gulf—footnote : For the same reason, one could assume that migration to Europe has accelerated the decline of the birth rate in the Maghreb » (Fargues 1993: 164). Later on, a comparison of Morocco with Egypt reiterated the hypothesis that emigration contributes to the diffusion in emigrants' home countries of ideas and models prevailing in their host countries, and noted that contrasted marriage patterns were key factors differentiating the level of fertility in the two countries (Courbage 1995).

Subsequent studies of marriage in Egypt revealed that rising material expectations and increased consumerism among the youth had affected the cost and the timing of marriage, and they attributed this transformation to changes in aspirations—notably regarding the acquisition of consumer durables—repatriated in Egypt from Saudi Arabia and other Gulf countries by waves of men labour migrants, as well as to actual increases in income and standards of living generated by emigrant workers remittances. Singerman and Ibrahim (2003) found that, with a dramatic increase in the 1970s and the 1980s then a stabilisation in the 1990s, the cost of marriage in Egypt has been responding to the growing then stabilising size of the Egyptian labour migration to the Gulf. Other scholars have interpreted decreasing rates of economic activity among woman at 20-24 years between 1988 (24%) and 1998 (21%)—“contrary to the expectations for a period of structural adjustment”—as a sign that “modern marriage in Egypt may offer young girls something of greater value than the alternative of earning their own income through wage work” (Amin & Al-Bassusi 2003: 3). Whatever strong they are, material motives are not the only force at play. Also ideas

matter. With this respect, it is probable that social and cultural conservatism—what can be labelled “wahhabi” values—encountered in Saudi Arabia by Egyptian migrants and brought back home to a more open Egyptian society, are part of the explanation (Singerman & Ibrahim 2003).

Why did Egyptians or Jordanians, but not Moroccans or Tunisians, translate material aspirations raised by the contact with wealthier societies into conservative views and practices in family building related matters? What are the mechanisms determining women to gain access to the wealth in circulation, either through marriage and rising dowry (Egypt and Jordan), or rather through economic activity and paid labour (Tunisia and Morocco) ? This paper’s contention is that international migration has served as a vehicle to the patriarchal model where emigrants were bound for Saudi Arabia and the Gulf, and to the individualistic one when they were destined to Europe. In other words, migration is hypothesised to have brought about normative changes, whether towards reinforced control of the family over its members or towards increased individual autonomy.

5. Upstream diffusion of demographic models by migrants

[Section to be further developed]

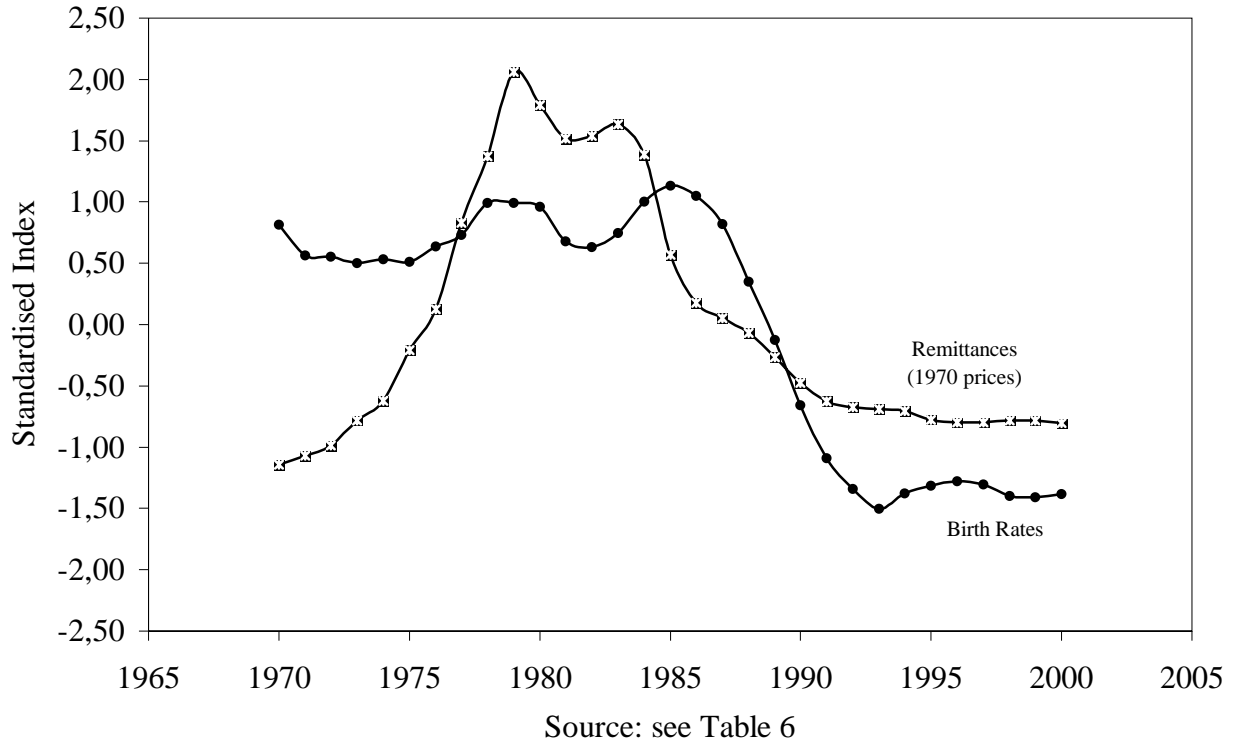
[Methodological developments are skipped for readability]

How to test the above hypothesis? Because experiment is impossible in history, the question of “what would have been the level of fertility had no international migration taken place?” must be approached indirectly, by means of proxy. Comparisons over time and space offer an imperfect but workable method. Morocco and Egypt are taken as examples in this section.

The last three decades have been a period of intense emigration for both countries. Annual flows of emigrants are not recorded, but remittances are. Money transferred by emigrants is directly linked with increases in household income that are hypothesised to play on patterns and timing of family building, and one can reasonably assume that their amount is a good proxy for the intensity of the overall relationship kept by emigrants with their home country, including ideas, values and models. The contrast between Egypt (Figure 3) and Morocco (Figure 4) is striking. The time correlation between remittances and birth rates is as highly positive in the former (+0.623) as it is negative in the latter (-0.741).

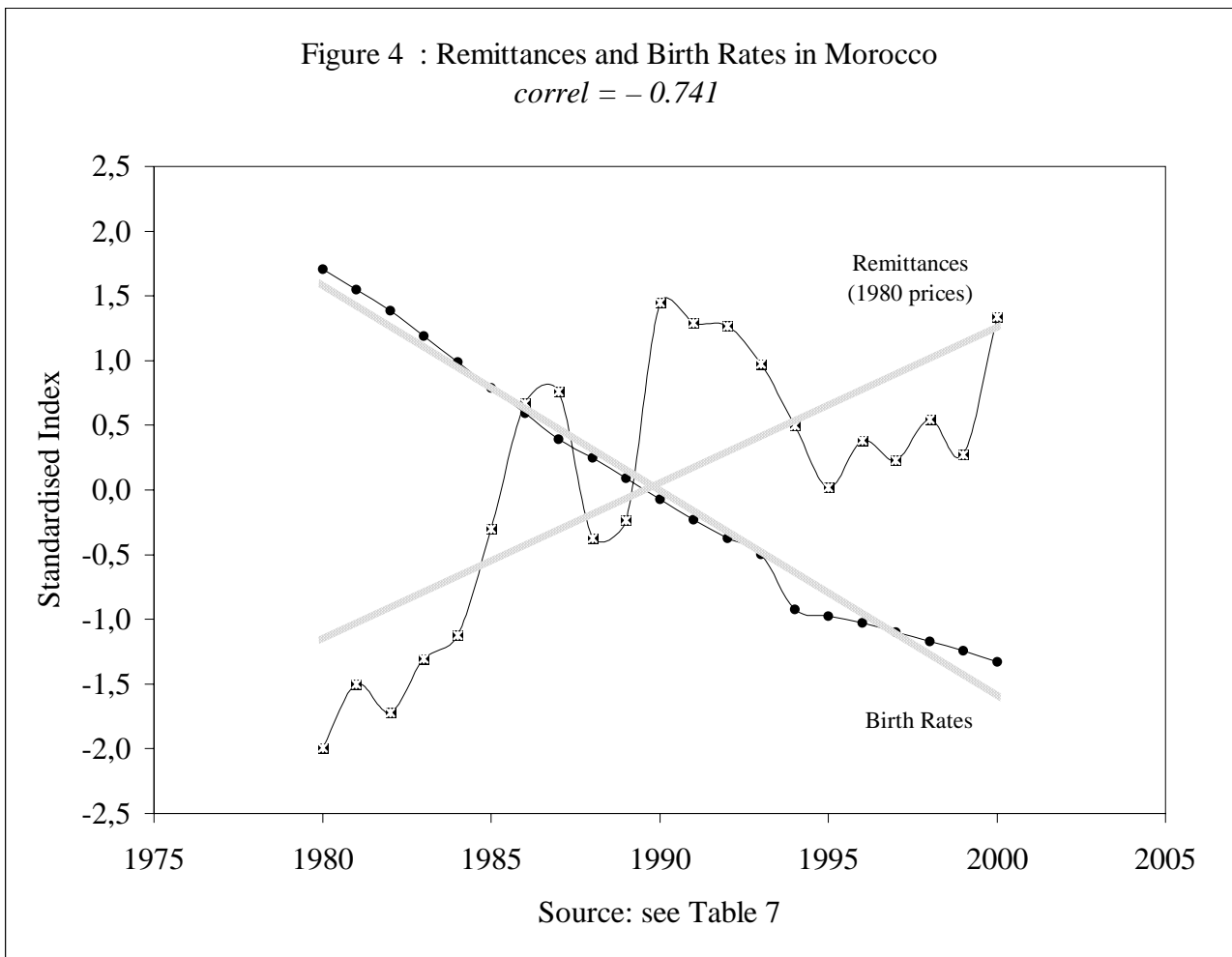
Figure 3 : Remittances and Birth Rates in Egypt

$$\text{correl} = + 0.623$$

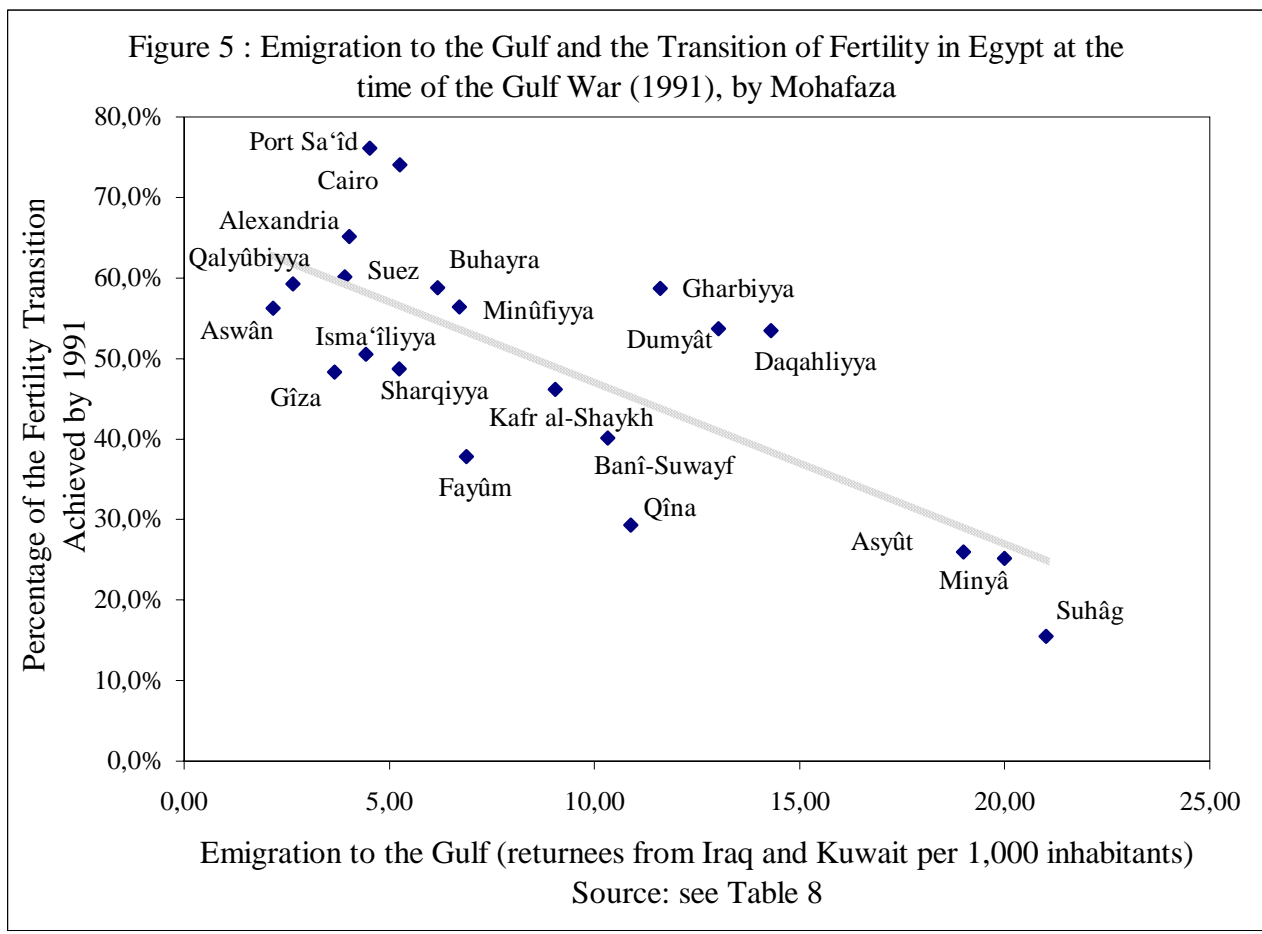


This paper will not develop the particular role that can be attributed to state policies in the discontinuous history of birth control and fertility decline in Egypt (Fargues 1997), but content itself with noting how perfectly any change in private money transfers made by emigrants, translates with a time lag of around two to three years into a parallel change in birth rates: income provided by emigrants clearly plays a direct role on the cost of children (alleviated by additional resources from abroad) but not on the desired size of the family (unchanged). Morocco offers a pattern completely opposing to that of Egypt: not only remittances and birth rates vary in opposite directions, the first ascending and the second descending, but the irregularity of remittances contrasts with the perfect regularity of birth rates, as if remittances themselves had no direct impact on birth rates. It is rather the size of the Moroccan expatriate community and the intensity of non-material links its members develop with Morocco which matter here: the continuous circulation of ideas is not subjected to the same vagaries as money transfers. To sum up, time series indicate that Egyptian migration to the Gulf did not bring home innovative attitudes regarding marriage and birth, but rather material resources—in quantity varying with years—for the achievement of traditional family goals. In Morocco, emigration to Europe has coincided with a fundamental

change of attitudes without variations in material resources drawn from emigration affecting the trend.



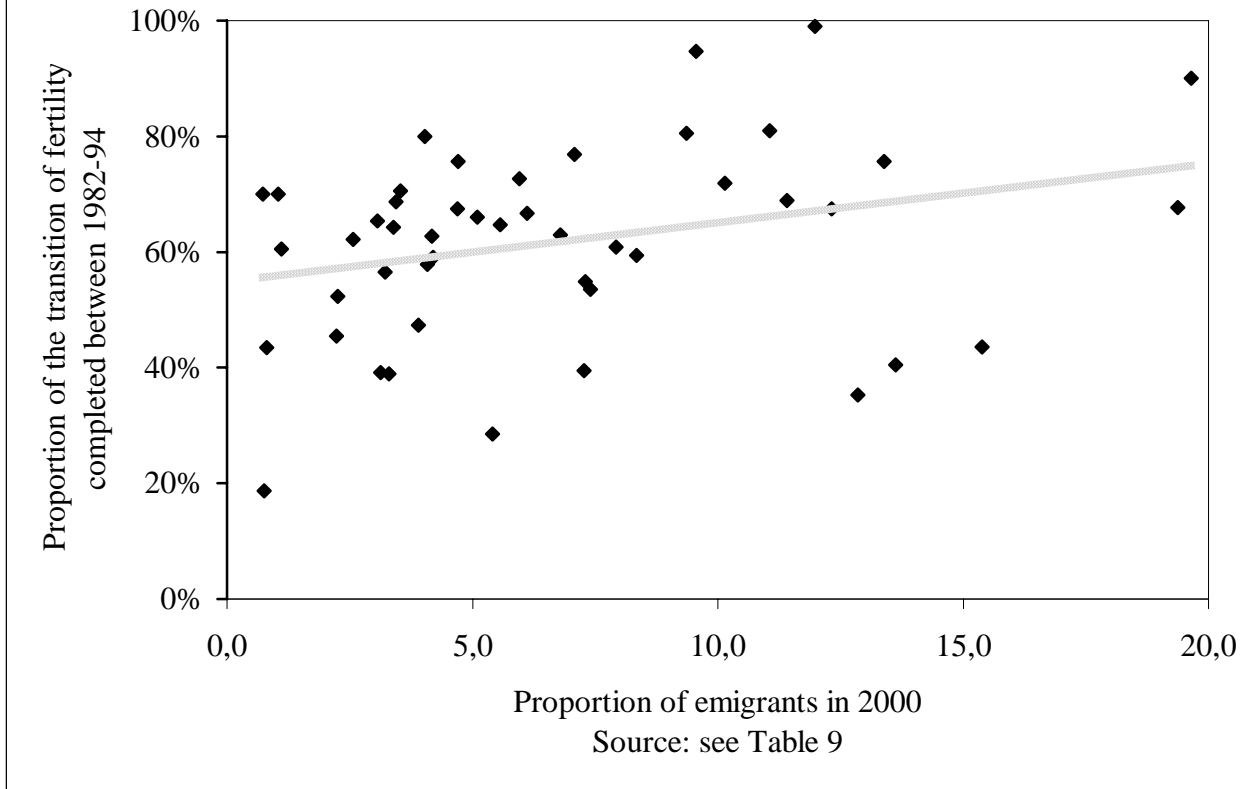
Time correlation is not causation, however. To say that migration truly contributes to determine the pace and direction of changes in birth rates rather than simply covariates with these changes—which would happen if migration on one side, and the decline of fertility on the other side, were two independent outcomes of a same third evolution, such as an increasing openness of societies to the outside world—one has to verify that changes in birth rates vary with the degree of exposure to migration, i.e. that regions from where intense emigration has departed display more dramatic demographic changes than those with little or no emigration: the closer the agents of diffusion, the stronger their impact.



Effectively, in both countries the space correlation found between emigration and the pace of fertility transition is significant even though weaker than the time correlation discussed beforehand. In Egypt (Figure 5), the higher the rate of emigration the slower the process of fertility decline, a correlation which suggests that migration has curbed forces of change, possibly in relation with a stronger exposure to conservative ideas prevailing in countries of emigration, i.e. the Gulf and Saudi Arabia. On the contrary in Morocco (Figure 6) faster demographic changes is associated with higher rates of emigration, as if the contact with European culture and way of life established through emigrants had accelerated demographic change.

[A discussion of cofactors, in particular the spread of school education, should follow. Using multiple regression, it can be demonstrated that, when controlled for cofactors, the relation between emigration and the pace of fertility transition remains negative in Egypt and positive in Morocco]

Figure 6 : Emigration and Fertility Transition by Province in Morocco



Source: see Table 9

Conclusion

When people move from one country to another, they change their cultural, social and economic environment, as well as their individual position in the environment where they actually live. Such a change impacts on the way they behave, including in matters related with demographic reproduction, like marriage and fertility. Not only migrants, but non-migrants left behind themselves can react to changes induced by human mobility. International migration modifies the material and ideational processes underlying the demographic transition. Beyond the space distribution of inhabitants on earth, it impacts on their reproduction. In which direction it alters demographic processes—producing either more, or less fertility—will depend upon the social, economic and cultural context in which migration takes place.

Populations of the Middle East and North Africa have known intense movements of international migration starting from the 1970s, i.e. during the critical decades of the demographic transition when fertility contrasts across the world were sharper than ever. Most emigrants from the Maghreb headed to Europe while most emigrants from the Mashreq took the way of the Arab Peninsula and the Gulf. The first encountered societies where small size families and individualistic values were predominant, while the second found societies with larger families than those left behind and deeper-rooted patriarchal values. From where they now lived, be it Europe or Arabia and the Gulf, these emigrants of modern times could keep close ties with their home society. Through these ties, they could have an impact on the way marriage and family building evolved in their country of origin. This paper has established that migration to Europe was in fact accompanied by an accelerated move towards low birth rates, while migration to the Gulf coincided with a slowed down pace of fertility transition. In other words, emigration has indirectly altered the demographic reproduction, i.e. population numbers (apart from the subtraction of emigrants themselves), and resulted in fewer inhabitants in the Maghreb and larger numbers in the Mashreq.

Two wider conclusions can be drawn. The first relates to global demography. For most of modern international migrants, the host society has a lower level of fertility than the home society. From this point of view, migrants from the Maghreb to Europe are the rule and those from the Mashreq to Arabia and the Gulf, the exception. The acceleration of demographic transition found in the Maghreb to be correlated with migration to Europe suggests that, if a similar relation were to apply to any migration from high to low birth rates countries, then international migration would produce a global demographic benefit, under the form of relaxed demographic pressures at the level of the world. The second conclusion relates to the circulation of ideas. If it turns out that emigrants are agents of the diffusion of new ideas in matters related with family building, then the same may apply to a wider range of civil behaviours. Migrants would then prove to be genuine actors of social change in their country of origin.

References cited

- Sajeda Amin & Nagah H. Al-Bassusi 2003, Wage Work and Marriage : Perspectives of Egyptian Working Women, *Policy Research Division Working Papers n° 171*, New York: The Population Council.
- Catherine Borrel & Chloé Tavan 2003, La vie familiale des immigrés, in *France, portrait social 2003/2004*, Paris: Institut National de la Statistique et des Etudes Economiques.
- Elwood Carlson 1985, The Impact of International Migration upon the Timing of Marriage and Childbearing, *Demography*, 22/1 : 61-72
- Youssef Courbage 1995, Fertility Transition in the Mashriq and the Maghrib: Education, Emigration, and the Diffusion of Ideas, in Carla Obermeyer (Ed) *Family, Gender and Population Policy: Middle-Eastern Realities*, Cairo: American University in Cairo Press, pp. 80-104.
- Kingsley Davis 1988, Social Science Approaches to International Migration, *Population and Development Review*, Supplement to Volume 14: 245–261.
- Egypt, Ministry of Manpower and Training 1992, *Survey of Returning Labour from Kuwait and Iraq as a Result of the Gulf Crisis*, EGY/89/P01, Cairo.
- Philippe Fargues 1988, La baisse de la fécondité arabe, *Population*, 43/6: 975-1004. English translation [1989], The decline of Arab fertility, *Population English Selection*, 1: 147-75.
- _____ 1989, Immigrati ed autoctoni nell'Europa mediterranea: una solidarietà demografica, in Carlo Maccheroni & Arnaldo Mauri (Ed) *Le migrazioni dall'Africa Mediterranea verso l'Italia*, Milan: Finafrica, pp.137-160 .
- _____ 1993, Explosion démographique ou rupture sociale ?, in Ghassan Salamé (Ed) *Démocraties sans démocrates ?*, Paris: Fayard, pp. 163-197. English translation [1994], Demographic explosion or social upheaval ?, in *Democracy without Democrats?*, London: I.B. Tauris, pp. 155-181.
- _____ 1997, State Policies and the Birth Rate in Egypt: from Socialism to Liberalism, *Population and Development Review*, New York, 23/1: 115-138.
- _____ 2003, Women in Arab countries: challenging the patriarchal system, *Population & Societies*, Paris: INED.
- Bachir Hamdouch (Ed) 2000, *Les Marocains résidant à l'étranger : une enquête socio-économique*, Rabat: Institut national de statistiques et d'économie appliquée (INSEA).
- Louis Henry 1972, *Démographie. Analyse et modèles*, Larousse: Paris.
- Charles B. Keely 2000, Demography and international migration, in Caroline B. Brettell & James F. Hollifield (Ed) *Migration theory : talking across disciplines*, New York: Routledge, pp. 43-60.
- Nathan Keyfitz 1968, *Introduction to the Mathematics of Population*, Reading (Mass.): Addison-Wesley.
- _____ 1981, The limits of population forecasting, *Population and Development Review*, New York, 7/4: 579-593.
- Myriam Khat & N. Darmon 2003, Is there a Mediterranean migrants mortality paradox in Europe? *International Journal of Epidemiology*, 32(6):1115-8.

- Nabîl Khûrî (Ed) 1991, *Egypt Emigration Survey* (In Arabic: *Masah Al-Hijra Al-Khârijiyya Fî Jumhûriyya Misr Al-'Arabiyya*), 4. Vol., CAPMAS, ILO, Cairo: Dâr al-Mustaqbal al-'arabî.
- Françoise Legros 2003, La fécondité des étrangères en France : une stabilisation entre 1990 et 1999, *INSEE Première* n°898, Paris: Institut National de la Statistique et des Etudes Economiques.
- Ron Lesthaeghe and Johan Surkyn 1995, Heterogeneity in social change : Turkish and Moroccan women in Belgium, *European Journal of Population*, 11/ 1 : 1-29
- Lotka, Alfred J. (1998 [1939]) *Analytical Theory of Biological Populations*, New York and London: Plenum Press (English translation of [1934 & 1939] *Théorie analytique des associations biologiques*, Paris: Hermann & Cie).
- Hoda Rashad & Magued Osman 2003, Nuptiality in Arab Countries : Changes and Implications, in Nicholas Hopkins (Ed) *The New Arab Family*, Cairo Papers in Social Science, vol. 24, n. 1/2, Cairo: AUC Press, pp. 20-50.
- Diane Singerman & Barbara Ibrahim 2003, The costs of marriage in Egypt : a Hidden Variable in the New Arab Demography, in Nicholas Hopkins (Ed) *The New Arab Family*, Cairo Papers in Social Science, vol. 24, n. 1/2, Cairo: AUC Press, pp. 80-116.
- United Nations 2000 *Replacement migration : is it a solution to declining and ageing populations ?* ST/ESA/SER.A/..., New York
- _____ 2003, *World Population Prospects: The 2002 Revision*, ST/ESA/SER.A/222, New York
- Christabel Young 1991, Changes in the Demographic Behaviour of Migrants in Australia and the Transition Between the Generations, *Population Studies*, vol. 45/1 : 67-89.

Appended tables

Table 4 : Estimation of Net Migration using UN sources – Example of Morocco, 1950-2000

Year t	Total Population	Birth Rate [t,t+5]	Death Rate [t,t+5]	Natural Increase [t,t+5]	Expected Population	Net Migration [t,t+5]
	(1)	(2)	(3)	(4)	(5)	(6)
1950	8953	0,0504	0,0257	0,0247	8953	2
1955	10132	0,0504	0,0227	0,0277	10130	-11
1960	11626	0,0501	0,0196	0,0305	11637	-218
1965	13323	0,0482	0,0174	0,0308	13541	-231
1970	15310	0,0456	0,0157	0,0299	15541	-474
1975	17305	0,0394	0,013	0,0264	17779	-365
1980	19382	0,0371	0,0114	0,0257	19747	-45
1985	21995	0,0323	0,0089	0,0234	22040	-161
1990	24564	0,0267	0,0074	0,0193	24725	-214
1995	26839	0,0244	0,0066	0,0178	27053	-229
2000	29108	0,0232	0,006	0,0172	29337	-158
2005	31564	-	-	-	31722	
1950-2005						-2104

Source: Columns (1) to (3) United Nations 2003; Columns (4) to (6) computed by the author as: (4)=(2)-(3) ; (5)=(1)*Exp[(4)x*2.5] ; (6)=(1)-(5)

N.B. Table 4 shows how migration flows can be estimated (very imperfectly) in the absence of any reliable source on migration, using the United Nations demographic database. Cumulated migration from 1950 to 1990 (amounting to -1,503 in the example of Morocco) divided by the total population in 1990 (24,654 million in Morocco) gives the rate of cumulated migration provided in Table 5 (Morocco: -6.1%).

Table 5 : Migration and Fertility in Selected Arab Countries at the Time of Maximum Variation in Fertility

Country	Cumulated Migration 1950-90 / Population 1990	Total Fertility Rate 1985-90
<u>Western Migration System</u>		
Morocco	-6.1%	4.6
Algeria	-7.3%	4.8
Tunisia	-11.2%	3.9
Lebanon	-34.3%	3.4
Turkey	-2.3%	3.7
<u>Gulf Migration System</u>		
Egypt	-4.5%	5.4
Palestine	-60.0%	6.6
Syria	-3.1%	6.6
Yemen	-9.1%	7.6

Source: Cumulated migration is computed by the author applying the method described in Table 4.

Table 6: Remittances and births rates in Egypt 1970-2000

Year	BR per 1000	Remittances M\$		Year	BR per 1000	Remittances M\$	
		Current prices	1970 prices			Current prices	1970 prices
1970	36.4	29	29	1986	37.6	2505	446
1971	36.3	27	52	1987	35.4	3604	407
1972	36.1	104	79	1988	33.2	3770	368
1973	36.3	117	143	1989	30.8	3293	305
1974	36.1	268	195	1990	28.8	3743	240
1975	36.7	365	324	1991	27.6	2569	192
1976	37.2	755	429	1992	26.9	3028	177
1977	38.4	928	652	1993	27.4	3835	172
1978	38.4	1773	824	1994	27.7	3232	168
1979	38.2	2213	1041	1995	27.9	3279	144
1980	36.9	2696	956	1996	27.8	2798	137
1981	36.7	2181	869	1997	27.3	3256	137
1982	37.2	2439	876	1998	27.3	3718	143
1983	38.4	3666	907	1999	27.4	3772	143
1984	39.0	3963	828	2000	27.4	3747	136
1985	38.6	3212	570				

Sources: Birth rates: CAPMAS; remittances at current prices: Central Bank of Egypt; at 1970 prices: computed by the author using indexes of prices provided by CAPMAS.

Table 7: Remittances and births rates in Morocco 1980-2000

Year	BR per 1000	Remittances (MDir) Current prices	1980 prices	Year	BR per 1000	Remittances (MDir) Current prices	1980 prices
1980	39.0	4211	4211	1991	28.1	18739	8681
1981	38.1	5484	4556	1992	27.3	19796	8471
1982	37.2	5697	4866	1993	26.6	19876	8116
1983	36.1	6787	5034	1994	24.2	19261	7559
1984	35.0	7990	5669	1995	23.9	18711	7293
1985	33.8	10378	6552	1996	23.6	20622	7173
1986	32.7	13548	7394	1997	23.2	20255	7406
1987	31.6	14135	7361	1998	22.8	22025	7356
1988	30.8	11683	6956	1999	22.4	21120	7851
1989	29.9	12400	7264	2000	21.9	25784	8685
1990	29.0	17688	8009				

Source: Annuaire statistique du Maroc, various years.

Table 8: Emigration to the Gulf and the Transition of Fertility in Egypt at the time of the Gulf War (1991), by Governorate

Governorate	Returnees from Iraq & Kuwait per 1,000 inhabitants	Percentage of the Fertility Transition Completed in 1991
Port Sa'îd	4.52	76.1%
Cairo	5.26	74.1%
Alexandria	4.02	65.1%
Suez	3.91	60.1%
Qalyûbiyya	2.66	59.3%
Buhayra	6.18	58.8%
Gharbiyya	11.61	58.7%
Minûfiyya	6.70	56.4%
Aswân	2.17	56.2%
Dumyât	13.03	53.7%
Daqahliyya	14.29	53.5%
Isma'îliyya	4.43	50.5%
Sharqiyya	5.24	48.7%
Gîza	3.67	48.3%
Kafr al-Shaykh	9.04	46.1%
Banî-Suwayf	10.32	40.1%
Fayûm	6.88	37.9%
Qîna	10.88	29.3%
Asyût	13.90	25.9%
Mînyâ	9.45	25.2%
Suhâg	23.48	15.5%

Source: Geographical distribution of returnees provided in Khûrî 1991. Percentage of the fertility transition completed in 1991 computed by the author as $[45\text{-CBR}(1991)]/30$ where Crude Birth Rates by Mohâfaza in 1991 are given by CAPMAS.

Table 9: Emigration and the Transition of Fertility by Province in Morocco

Province	(1)	(2)	Province	(1)	(2)
Oued Ed-Dahab		42%	Oujda-Angad	7,1	77%
Boujdour	5,4	29%	Taurirt	1,0	70%
Laâyoune	1,1	61%	Casablanca	9,6	95%
Es-Semara	7,3	39%	Mohammedia	11,1	81%
Guelmim	7,4	53%	Khémisset	3,4	64%
Tan-Tan		67%	Rabat	12,0	99%
Tata	3,1	39%	Salé-Al Jadida	3,1	65%
Agadir-Ida ou Tanane	13,4	76%	Skhirate-Témara	3,5	71%
Chtouka-Aït Baha	4,7	68%	El Jadida	2,6	62%
Inezgane-Aït Melloul	0,9		Safi	2,2	45%
Ouarzazate	15,4	44%	Azilal	0,8	43%
Taroudannt	4,2	63%	Béni Mellal	9,4	81%
Tiznit	12,3	68%	El Hajeb	6,8	63%
Zagora		35%	Errachidia	7,3	55%
Kénitra	5,6	65%	Ifrane	4,2	59%
Sidi Kacem	3,9	47%	Khénifra	3,4	69%
Ben Slimane	6,0	73%	Meknès-El Menzeh	19,6	90%
Khouribga	10,1	72%	Boulemane	2,3	52%
Settat	8,3	59%	Fès Jdid-Dar Dbibagh	11,4	69%
Al Haouz		26%	Sefrou	4,7	76%
Chichaoua		26%	Al Hoceïma	12,9	35%
El Kelaâ des Sraghna	5,1	66%	Taounate	3,3	39%
Essaouira		54%	Chefchaouen	0,8	19%
Marrakech-Médina	4,0	80%	Fahs-Bni Makada		40%
Berkane	0,7	70%	Larache	13,6	41%
Figuig	3,2	57%	Tanger-Assilah	19,4	68%
Jerada		45%	Tétouan	4,1	58%
Nador	6,1	67%	Total	6,7	57%

(1) Emigrants, per 1,000 inhabitants

(2) Percentage of the Fertility transition achieved between 1984 and 1992

Source : Author's calculation from Hamdouch 2000 (emigrants) and CERED, various dates (birth rates)