

DIRECTORATE-GENERAL FOR INTERNAL POLICIES

POLICY DEPARTMENT **C**
CITIZENS' RIGHTS AND CONSTITUTIONAL AFFAIRS

Constitutional Affairs

Justice, Freedom and Security

Gender Equality

Legal and Parliamentary Affairs

Petitions



**Electoral rules and
electoral participation in
the European elections: the
ballot format and structure**

STUDY FOR THE AFCO COMMITTEE



Electoral rules and electoral participation in the European elections: the ballot format and structure

Study

Abstract

This study aims to assess the feasibility of a harmonisation and “Europeanisation” of the ballots used in the 28 Member States for the election of the European Parliament. This is done by comparing the actual structure of ballots used in all the Member States according to some key variables, by analysing which information can be currently provided on the ballots, by describing the provisions that regulate at national level all aspects relating to the format and appearance of the ballots, and by investigating the legal and political constraints that impact on amending such legislation. Finally, an assessment of whether the presence of Euro-specific information such as the name of the affiliated European party, its logo, and a reference to the lead candidate for the European Commission could enhance the European and transnational character of the European elections.

This study was commissioned by the policy department for Citizen's Rights and Constitutional Affairs at the request of the AFCO Committee.

AUTHORS

Luciano Bardi and Lorenzo Cicchi, European University Institute (EUI)

RESPONSIBLE ADMINISTRATOR

Petr NOVAK
Policy Department Citizens' Rights and Constitutional Affairs
European Parliament
B-1047 Brussels
E-mail: poldep-citizens@europarl.europa.eu

LINGUISTIC VERSIONS

Original: EN

ABOUT THE EDITOR

Policy Departments provide in-house and external expertise to support EP committees and other parliamentary bodies in shaping legislation and exercising democratic scrutiny.

To contact the Policy Department or to subscribe to its monthly newsletter please write to: poldep-citizens@europarl.europa.eu

Manuscript completed in September 2015.
European Parliament, © European Union, 2015.

This document is available on the Internet at:
<http://www.europarl.europa.eu/committees/en/supporting-analyses-search.html>

DISCLAIMER

The opinions expressed in this document are the sole responsibility of the author and do not necessarily represent the official position of the European Parliament. This study is distributed in a draft form and once editorially reviewed it will be republished.

Reproduction and translation for non-commercial purposes are authorized, provided the source is acknowledged and the publisher is given prior notice and sent a copy.

CONTENTS

CONTENTS	3
LIST OF ABBREVIATIONS	4
LIST OF TABLES	5
LIST OF FIGURES	5
EXECUTIVE SUMMARY	7
GENERAL INFORMATION	8
1. INTRODUCTION	9
2. RESEARCH DESIGN, SOURCES AND DATA	10
3. ELECTORAL SYSTEM, BALLOT TYPES AND FORMAT.	12
4. ANALYSIS	16
5. CONCLUSIONS	27
ANNEX I: ADDITIONAL TABLES	29
ANNEX II: ELECTORAL LAWS' LEGAL BASIS AND KEY FEATURES	38
ANNEX III: SAMPLE BALLOTS	51
ANNEX IV. GLOSSARY OF BASIC TERMS USED	76
REFERENCES	77

LIST OF ABBREVIATIONS

EC	European Commission
EP	European Parliament
EPP	European People's Party
EU	European Union
MS	Member States
PES	Party of European Socialists
PR	Proportional Representation
STV	Single Transferable Vote
UK	United Kingdom

LIST OF TABLES

TABLE 1	
ELECTORAL LAWS LANGUAGE AVAILABILITY	11
TABLE 2	
MS ELECTORAL SYSTEMS AND BALLOT TYPES.	13
TABLE 3	
KNOWLEDGE OF CANDIDATES	15
TABLE 4	
EUROBALLOT CODEBOOK	16
TABLE 5	
VARIABLES FREQUENCY (MS ELECTORAL LAW)	17
TABLE 6	
VARIABLES FREQUENCY (MS ACTUAL BALLOT)	18
TABLE 7	
MS ELECTORAL SYSTEM VARIABLES DETAILS	29
TABLE 8	
MS ACTUAL BALLOT VARIABLES DETAILS	31
TABLE 9	
PARTY-BALLOT AND PREFERENCE-BALLOT COMPARATIVE VARIABLES FREQUENCY (MS ACTUAL BALLOT)	35
TABLE 10	
PARTY-BALLOT AND PREFERENCE-BALLOT COMPARATIVE VARIABLES FREQUENCY (MS ELECTORAL LAWS)	36

LIST OF FIGURES

FIGURE 1.	
ELECTORAL SYSTEM: TYPES OF LISTS	19
FIGURE 2	
REGULATION OF BALLOT IN LAW	19
FIGURE 3	
E-VOTING	20
FIGURE 4	
EMBASSY VOTING	21
FIGURE 5.	
VOTING BY POST	21
FIGURE 6	
PROXY VOTING	21
FIGURE 7	
BALLOT TYPE	22
FIGURE 8	
ORDER OF LISTS	23
FIGURE 9	
ORDER OF CANDIDATES	23
FIGURE 10	
CANDIDATE IDENTIFICATION INFORMATION	24
FIGURE 11	
BALLOT COLOUR	25
FIGURE 12	
BALLOT SHAPE.	25
FIGURE 13	
PRESENCE OF EUROPEAN PARTY SYMBOLS	26

EXECUTIVE SUMMARY

Background

This report addresses the issue of a possible harmonisation and Europeanisation of the ballots used in the 28 EU Member States (MS) for the elections of the European Parliament (EP). The reason for this exercise is that the ballots represent a veritable interface between the electors and the candidates in the election, and, ultimately, between the electors and their representatives. The ballots used in EP elections differ rather dramatically across the MS. Harmonising their shapes, sizes, contents, *et cetera*, would be an important step in the direction of favouring the harmonisation of the mechanisms of representation at EU level, and possibly of making EP elections more clearly European.

Aim

- To identify, through a review of the relevant literature, and to present the theoretical arguments that need to be taken into account in the light of a possible reform of EP election ballot regulation;
- To collect data on the 28 MS' electoral laws and ballot papers' facsimiles and create a codebook for the analysis of the relative data-sets;
- To assess, through an analysis of the data, the degree of fragmentation and potential resistance to harmonisation of the 28 ballot models currently adopted in the EP elections;
- To assess the general feasibility of harmonisation and Europeanisation of the ballots used in the EP elections;
- To identify the technical solutions that appear to have the greatest potential to produce significant advances in the harmonisation of the EP election ballots;
- To single out the solutions that can be adopted without causing unnecessary disruption to the existing regulatory systems at MS level and at European level.

GENERAL INFORMATION

KEY FINDINGS

- The layout and structure of MS' ballots show, at present, a rather low degree of homogeneity, even if all the ballots are structured in their main components by the criteria dictated by the commonly adopted proportional principles of seat apportionment and representation;
- The most common ballot type is multiple list/multiple candidate;
- The multiple list/multiple candidate ballot type is associated with higher citizen awareness;
- The adoption of the multiple list/multiple ballot type would allow significant harmonisation of the EP elections ballots and would require changes in fewer countries with no change at all in other elements of the electoral law;
- Resistance might emerge in MS that, as a result, would have radically different ballots for national and European elections;
- Few major legislative obstacles to the Europeanisation of the EP election ballots, such as the inclusion of Europarty affiliation and *spitzenkandidat*, exist.

1. INTRODUCTION

As is well known, the election of the European Parliament (EP) consists of 28 separate elections in as many Member States (MS). Differences in polling days, seat-apportionment mechanisms, number and size of the constituencies, threshold levels, *et cetera*, are evident across the MS; such differences are often blamed for contributing to the difficult European characterisation of EP elections. This study aims to assess the feasibility of a harmonisation and “Europeanisation” of the ballots used in the 28 Member States for the election of the European Parliament. The reason for this exercise is that ballots are crucial elements in any election, not only because they are the actual means through which the popular will is expressed at election time, but also because they represent a veritable interface between the electors and the candidates in the election and, ultimately, between the electors and their representatives. However, the ballots used in EP elections differ rather dramatically across the MS. Harmonising their shapes, sizes, contents, *et cetera*, could certainly be a step in the direction of making the EP elections more clearly European. More homogenous ballots would most likely make for more homogeneous presentations of candidates and campaign styles. Moreover, the possible inclusion in the ballots across the 28 MS of Euro-specific information, such as the name of the affiliated European party, its logo, and a reference to the leading candidate for the Presidency of the European Commission (EC) could enhance both the European and transnational character of the EP elections.

Scholars have long studied various elements of electoral ballots, from how names are listed on the ballot (Walker, 1966; Hamilton and Ladd, 1996; Miller and Krosnick, 1998; Krosnick et al., 2003) to the design of the ballot itself (Walker, 1966; Niemi and Herrnson, 2003; Kimball and Kropf, 2008). Variations in ballot format and structure have been linked to a variety of issues ranging from accurate vote-counting (Ansolabehere and Stewart, 2005) to the willingness of citizens to accept the legitimacy of election results (Saltman, 2006), and to the legislative behaviour of politicians (Norris 2002, 2004). But in the specific case of the EP elections, little attention has been devoted to electoral ballots. This is probably due to the fact that the dominant view characterises these elections as second-order elections (Reif and Schmitt, 1980; Schmitt, 2005; Marsh, 2008). As such, the characteristics of what is generally considered to be a secondary element, a mere instrument in the elections, such as the ballot, do not seem to be of particular relevance or interest. As is often the case with aspects of second-order elections, whatever is already in existence and used in first-order elections is adopted in or adapted to the second-order ones as well. However, some recent developments such as the already mentioned explicit linking of the result of EP elections to that of the President of the European Commission may contribute to alter the second-order interpretation, and to create conditions that may lead to the formation of a genuine European party system (Bardi et al. 2010, 2014). This could change the perceptions about ballot structure in European elections in a positive direction.

However, even if this should be the case, differences in ballot format and regulation would remain across MS. This study compares the actual ballot structure of each Member State according to some key variables, analyses what information is currently provided in the ballots, describes the provisions that regulate all aspects related to its format and appearance in the 28 MS, and investigates the legal and political constraints that have an impact on amending such legislation.

2. RESEARCH DESIGN, SOURCES AND DATA

In presenting the results of our research (EuroBallot), this report is divided into three main parts. The first one is a brief review of the literature on the main theoretical contributions to the study of electoral ballots, and a first presentation of the main elements to be considered in the analysis of electoral ballots. The second part is composed of a) an analysis of the current provisions of each of the national Electoral Acts or relevant legislative measures of the 28 MS, with specific reference to what information can be provided on the ballot (and specifically prohibited); b) an analysis of the current format and structure of the ballots used in the 2014 EP elections. Finally, the third part is a comparative analysis of party-ballots and preference-ballots, from which we draw some conclusions about the possible harmonisation of the EP ballots in the 28 MS.

The first part is mainly theoretical, but also presents some basic data about the electoral systems and electoral ballots in the MS. It specifically provides some arguments linking specific types of electoral ballots and certain strategic forms of behaviour by the parties and the candidates; moreover, a small part is devoted to the link between electoral ballot types and citizens' awareness of candidates. The second part of the analysis is primarily descriptive, and relies on primary sources. It aims to give a comparative description of the "degrees of freedom" of all the 28 Member States' European Electoral ballots, with a specific focus on the key characteristics and limitations that the ballots *can* have in terms of their structure and in terms of the information that they can provide. It also describes and comparatively classifies the *actual* ballot structure and format in the 28 European MS. The ballot facsimiles are analysed here with a number of variables that can be divided into two groups. The first group of variables is not drawn from the characteristics of the electoral systems but from the EP election ballot design of the regulatory regimes in the 28 MS. To wit: the shape and size of the ballot paper; whether the ballot paper is printed in colour or in black and white; the order in which parties/candidates are presented on the ballot; and, finally, the possibility of absentee voting that can result in electronic online voting (e.g., Estonia), postal voting and proxy voting.

Electoral system-related variables, on the other hand, depend on the electoral law that is used at national level to elect MEPs: a) the method for expressing preferences varies according to list type (closed vs. open list or variations thereof); b) the degree of information provided on the ballot, which can be completely blank or, at the opposite extreme, provide not only party name and symbol, but also include the name, address, profession, affiliation and even a photograph of the candidate (as, for instance, is the case of Ireland).

In the third part, through a comparative analysis of the variables identified, we will specifically address the feasibility of the harmonisation of EP election ballots and also of the inclusion in of Euro-specific information (the Europarty affiliation of parties and candidates, the Europarty logo, and the *Spitzenkandidate*). Some conclusions will also be drawn on the legislative cost and the practical cost of harmonisation. The legislative cost refers to the possibility of modifying (if necessary) the relevant Electoral Act or legislation that regulates the ballot. In some countries, the Europeanisation of ballots may already be possible under the existing legislation; in others, Constitutional provisions may prohibit any reference to a supranational level, making change extremely difficult. The practical cost of ballot harmonisation is more technical in nature and its assessment will be based upon the second part of the analysis concerning the actual structure and format of the ballot.

Finally, our research relies on two main types of sources: 1) the 28 MS EP election electoral laws; and 2) the actual ballots used in the European Parliament elections of May 2014. In order to be certain of the electoral laws and obtain samples of the ballots, our research team contacted EP information

offices for each of the 28 MS, and, in some cases, also National Electoral Offices. All 28 MS European election ballot facsimiles were collected; they can be found in Annex III. In most cases, English versions of the respective electoral laws were provided by either MS EP Information Offices or National Electoral Offices. In some cases, however, only the original language was available. As the research team competences covered four languages (English, Italian, French, Spanish), translations were commissioned to mother-tongue researchers in only 8 cases. See Table 1 for a summary.

Table 1. Electoral Laws language availability

Country	Electoral law	Country	Electoral law
Austria	GERMAN	Italy	ITALIAN
Belgium	FRENCH	Latvia	ENGLISH
Bulgaria	ENGLISH	Lithuania	ENGLISH
Croatia	ENGLISH	Luxembourg	FRENCH
Cyprus	ENGLISH	Malta	ENGLISH
Czech Rep.	CZECH	Netherlands	DUTCH
Denmark	DANISH	Poland	ENGLISH
Estonia	ENGLISH	Portugal	PORTUGUESE
Finland	ENGLISH	Romania	ENGLISH
France	FRENCH	Slovakia	SLOVAK
Germany	ENGLISH	Slovenia	SLOVENE
Greece	GREEK	Spain	SPANISH
Hungary	ENGLISH	Sweden	ENGLISH
Ireland	ENGLISH	UK	ENGLISH

Source: Authors' own compilation.

3. ELECTORAL SYSTEM, BALLOT TYPES AND FORMAT

There seems to be sufficient consensus in the literature that the type of electoral system chosen in a given polity has a bearing on the structure of the ballot used for elections (Norris 2002, 2004: *The ACE Encyclopaedia* 1998/2013). Pippa Norris has developed a typology of ballot types that are linked to specific types of electoral systems. The biggest differences in ballot structure appear to be determined by differences in seat-allocation principles; that is, by whether seats are allocated in a given electoral system according to proportional representation (PR) or according to any variation of majority/plurality representation.¹ Fortunately, in EP elections, the adoption of PR electoral systems in all 28 MS already eliminates the most relevant potential discrepancies. As a result, only two of the four ballot structure types listed by Norris appear to be relevant. Table 2 illustrates a number of electoral system characteristics and ballot structure types. The major differences lie in whether the candidate lists are open or closed, or, in other words, whether voters are allowed to cast preference votes for individual candidates as well as for the parties, thus influencing the allocation of seats to given candidates on a given party list or not. In the latter case, who is actually elected depends on the number of seats a party obtains in the election and by the candidates' positions on the list. In the former case, ballots are - according to Norris - of the "preference" type; in the latter, of the "party" type. Building on the basic idea that formal rules determine political behaviour, a popular approach to understanding electoral laws within the framework of rational-choice institutionalism, Norris assumes that formal rules generate important incentives that are capable of shaping and constraining political behaviour. And, therefore, that "electoral engineering" - changing the electoral rules and thus the ballot structure - has the capacity to generate major consequences by altering the strategic behaviour of politicians, parties, and citizens. Norris also develops a set of hypotheses concerning the relationship between formal rules and strategic behaviour. One hypothesis concerns the presence of electoral thresholds, an aspect that is not relevant for the purpose of this study and therefore will not be treated here. Two other hypotheses, however, focus specifically on the ballot structure as the independent variable: a) according to the ballot structure, politicians calculate whether to offer particularistic or programmatic benefits; and b) according to the ballot structure, parties choose whether to select socially homogeneous or socially diverse legislative candidates. Considering only the two types of ballots that are relevant for the European elections (thus excluding typically majoritarian candidate-ballots and mixed systems dual-ballots), the findings show that preference-ballots usually correspond to particularistic benefits and socially-diverse candidates; on the other hand, party ballots tend to be associated with programmatic benefits and socially-homogeneous candidates. These findings imply a need to take such differences in strategic behaviour into account in the event of ballot harmonisation at European level.

As already mentioned, Table 2 reports the data concerning these two dimensions. It also lists entries for two other types of electoral-system differences that we consider relevant for our analysis: a) electoral district type (one single national district vs. a number of sub-national ones); b) homogeneity of the electoral system chosen for EP elections in any given MS in terms of its main characteristics, with that adopted for the election of the respective national parliament. In our study, we will take the different structural characteristics of these two types into account in order to assess the potential problems of ballot-structure harmonisation.

Electoral district type is important, as it influences the number of candidates and, in some cases, also the number and identity of parties on the ballot. In the case of one single district, there are no within-country differences, but, in the case of multiple sub-national districts, candidatures on the ballots may vary not only in terms of the number of candidates listed (determined by the size of each sub-national district), but also in terms of the actual parties that present candidates (as certain regional parties may do so only in certain specific

¹ Norris (2002, 2004) developed a four type classification of electoral ballots: Candidate-ballots, Preference-ballots, Dual-ballots, and Party-ballots. Candidate-ballots pertain to plurality/majority single-member-district systems, whereas Dual-ballots are used in mixed systems (where both PR and plurality are used); neither is relevant for an analysis of EP elections.

geographical districts). Finally, electoral system (dis)-homogeneity between EP and national elections is important, as it might suggest different levels of potential resistance to attempts at further harmonisation in given Member States, with the more homogenous pairs being potentially more resistant.

Table 2. MS electoral systems and ballot types.

Countries	Electoral System		Ballot type*		Subnational Constituencies		Homogeneity with national electoral system	
Austria	PR - open list		Preference		no		no	
Belgium	PR - open list		Preference		yes		yes	
Bulgaria	PR - open list		Preference		no		no	
Croatia	PR - open list		Preference		no		no	
Cyprus	PR - open list		Preference		no		no	
Czech Rep.	PR - open list		Preference		no		yes	
Denmark	PR - open list		Preference		no		no	
Estonia	PR - open list		Preference		no		no	
Finland	PR - open list		Preference		no		yes	
France	PR - closed list		Party		yes		no	
Germany	PR - closed list		Party		no		yes	
Greece	PR - closed list		Party		no		no	
Hungary	PR - closed list		Party		no		no	
Ireland	STV		Preference		yes		yes	
Italy	PR - open list		Preference		yes		no	
Latvia	PR - open list		Preference		no		yes	
Lithuania	PR - open list		Preference		no		no	
Luxembourg	Panachage		Preference		no		no	
Malta	STV		Preference		no		no	
Netherlands	PR - open list		Preference		no		yes	
Poland	PR - open list		Preference		yes		yes	
Portugal	PR - closed list		Party		no		no	
Romania	PR - closed list		Party		no		no	
Slovakia	PR - open list		Preference		no		yes	
Slovenia	PR - open list		Preference		no		no	
Spain	PR - closed list		Party		no		no	
Sweden	PR - open list		Preference		no		no	
United Kingdom	PR - closed list		Party		yes		no	
TOTALS	PR - closed list	8	Party	8	Yes	6	Yes	9
	PR - open list	17						
	Panachage	1	Preference	20	No	22	No	19
	STV	2						

Source: Authors' own compilation except * Norris (2002, 2004)

Generally, and quite intuitively, “preference ballots” are more complex than “party” ballots, as, in most cases, they must allow for the expression of votes for specific candidates (sometimes in multiple numbers, as in Italy), and not only for parties. There are exceptions, for example, when one vote automatically determines the other, as is the case for Ireland’s and Malta’s STV system, whereby votes for individual candidates count for the respective parties as well. As Table 1 indicates, the 28 MS EP elections ballots are evenly divided between the “preference” and the “party” type. This first finding, albeit general and apparently very rough, already gives a very important indication of the difficulties that are implicit in any attempt to harmonise EP election electoral ballots. Homogenising them could, in fact, require the harmonisation of some crucial elements of the 28 EP electoral laws, such as the form and structure of candidate presentation and election. At a political level, this could be a very difficult endeavour, as both sets of MS that have adopted one or the other solution are equally strong, at least in terms of numbers, if not in terms of total population (only Italy among the more populated MS adopts “preference” ballots, whereas France, Germany, Poland, Spain, and the UK adopt “party” ones).

Of the other two variables considered in Table 3, the existence of sub-national constituencies appears to be less relevant. This is not only because there is a more clear orientation amongst MS, with only six of them allowing for an internal partition of the national territory for EP election purposes. But also because ballots used in different internal constituencies do not need to be structurally different. They may, in fact, include different candidates and even parties but this can be done with identical ballot layouts and structures. On the other hand, electoral law homogeneity can be a more problematic variable. It has been noted that lack of homogeneity in the main characteristics of electoral laws can have a significant impact on the different structuring of party systems at national and European levels (Bardi 2002). It can be surmised that MS that present homogeneity at the two levels may show significant resistance towards the changes in EP laws that might be necessary to allow for the harmonisation of EP ballots, especially if such changes should be so significant as to introduce or to eliminate preference voting and reveal discrepancies with their respective national level laws. The number of MS that would fall into this category is quite significant: 19 out of 28, roughly two-thirds of the total.

One final element has to be considered at this point. So far, the ballot structure (and other electoral formal aspects, such as the presence of sub-national constituencies and the homogeneity with national electoral law) have been analysed in relation to the strategic behaviour of political parties and the structure of the party system. However, as argued by previous studies (Norris 2004), a relationship between the presence of a certain ballot type and the level of the citizens’ awareness of the candidates can also be ascertained. Table 3 shows the result of a survey that asked electors whether they recalled any candidate in their district in the last parliamentary elections, and, if so, they were asked to identify their names. Again, what interests us here is the comparison between party-ballots and preference-ballots, since no candidate-ballots or dual-ballots are present in proportional representation European elections. What the data clearly show is that party-ballots tend to be associated with the less-informed citizens, with over 66% of the respondents unable to identify even one candidate in the previous elections and only 18% capable of giving more than one correct answer. By contrast, the levels of citizen awareness associated with preference-ballots are considerably higher (with “only” 45% of the sample giving no correct answer, and almost one out of three respondents – 31% - being able to identify more than one name correctly). This is, indeed, valuable information that should be taken into account in the event that a future harmonisation of electoral laws in all MS will necessitate the choosing of one or the other ballot type.

Table 3. Knowledge of candidates

Country	% None Correct	% One Correct	% More than One Correct	Electoral System	Type of Ballot
Portugal	81	10	9	Party List PR	Party-ballot
Spain	74	15	11	Party List PR	Party-ballot
Romania	71	19	10	Party List PR	Party-ballot
Norway	31	18	51	Party List PR	Party-ballot
Iceland	17	14	70	Party List PR	Party-ballot
All party-ballots	66	15	18		
Sweden	67	23	10	Party List PR	Preference-ballot
Poland	62	22	16	Party List PR	Preference-ballot
Switzerland	50	16	35	Party List PR	Preference-ballot
Czech Republic	42	21	37	Party List PR	Preference-ballot
Peru	35	34	32	Party List PR	Preference-ballot
Denmark	23	20	58	Party List PR	Preference-ballot
All preference-ballots	45	24	31		
ALL	47	20	32		

Note: Q: "Do you happen to remember the name of any candidates who ran/stood in your [lower house primary electoral district] in the last [parliamentary/congressional] elections? [If YES] What were their names?"

Source: Table adapted from Norris (2004), data from Comparative Study of Electoral Systems, 1996-2002.

In conclusion, the analytical framework that is implicit in and emerges from the data presented so far is the product of what can be extracted from the comparative literature on electoral systems and ballot formats. However, our research will also have to take into account the specific provisions of all 28 MS' laws regulating EP elections. On this, comparative analyses are not available and we will have to explore uncharted territories.

4. ANALYSIS

As is customary with research projects of this kind, a codebook has been created with EuroBallot's significant variables (see Table 4). As can be seen from the table, some variables overlap, as they represent information that can be found both in the electoral laws/by-laws and on the ballots themselves (e.g., ballot colour, shape or size). However, it is still necessary to look at both sets of data, as some information is reported only by one of the two sources. For instance, some electoral laws do not specifically define if the ballot has to be in black and white or in colour, but, from the ballot facsimile, this information can be clearly seen; in other cases (e.g., UK) the electoral law also defines the ballot colour.

Table 4. EuroBallot codebook

Variables codebook				
Type	Dimension	Variable	Code	Source
European ballot structure and rules	Electoral law	Electoral system	1 Closed list; 2 Semi-open; 3 Open list; 4 Panachage; 5 STV	Electoral law or bylaws
		Regulation of ballot in law	1 Yes; 2 No	
		Candidate identification Information	1 Yes; 2 No; 3 No ballot regulation	
		Ballot	1 Pre-printed; 2 Electronically produced; 3 No ballot regulation	
		Electronic voting regulation	1 Yes; 2 No; 3 No ballot regulation	
		Ballot type	1 Single-party; 2 Multi-party; 3 Blank ballot; 4 No ballot regulation	
		Ballot colour indication	1 Yes; 2 No; 3 No ballot regulation	
		Ballot shape indication	1 Yes; 2 No; No ballot regulation	
		Ballot size indication	1 Yes; 2 No; 3 No ballot regulation	
		Order of lists	1 Alphabetical; 2 Registration; 3 Draw; 4 Other criteria; 5 No indication in law; 6 No ballot regulation	
		Order of candidates	1 Alphabetical; 2 Draw; 3 Other criteria; 4 Decided by lists; 5 No indication in law; 6 No ballot regulation	
		European party symbol	1 Provided for; 2 Permitted; 3 Prohibited; 4 No indication in law; 5 No ballot regulation	
	Actual ballot paper	Ballot type	1 Single-party; 2 Multi-party; 3 Blank ballot	Ballot paper Facsimile
		Colour	1 BW; 2 Colour	
		Shape	1 Rectangular; 2 Squared; 3 Other	
		Size	Actual size in mm.	
		Order of lists	1 Alphabetical; 2 Other criteria; 3 No lists printed on ballot; 4 Separate ballot for each list	
		Order of candidates	1 Alphabetical; 2 Other criteria; 3 No candidates printed on ballot	
		Candidate identification Information provided	1 Yes (extensive); 2 Yes (qualification only); 3 No; 4 No candidates printed on ballot	
		National party symbol	1 Yes; 2 No	
European party symbol	1 Yes; 2 Inside national party logo; 2 No			

Source: Authors' own compilation.

Besides the variables already examined in Table 2, more specific aspects of the electoral systems are listed here, such as the various types of preference-oriented laws like panachage and STV, as well as electronic voting. Most variables, however, refer to characteristics and structural elements of electoral ballots.

Tables 5 and 6 present the frequencies of all of these variables. As we have already mentioned, there is a good deal of overlap between what is found in electoral laws (Table 5) and through observation of electoral ballots (Table 6). Our analysis will therefore take this into consideration and look systematically at variables across both sources. As can be seen from the tables, all 28 MS are covered by this study, both in terms of electoral law and actual ballot analysis.

Table 5. Variables frequency (MS electoral law).

Electoral system		Ballot type		Order of lists		Order of candidates		European party symbol	
Closed list	8	Single-party	6	Alphabetical	2	Alphabetical	3	Provided for	0
Open list	17	Multi-party	15	Registration	1	Draw	1	Permitted	1
Panachage	1	Blank ballot	2	Draw	6	Other criteria	1	Prohibited	2
STV	2	No ballot regulation	5	Other criteria	6	Decided by parties	6	No indication in law	19
				No indication in law	1	No indication in law	9	No lists printed on ballot	1
				Separate ballot for each list	5	No candidates printed on ballot	3	No ballot regulation	5
				No lists printed on ballot	2	No ballot regulation	5		
				No ballot regulation	5				
Total	28	Total	28	Total	28	Total	28	Total	28

	Regulation of ballot in law	Candidate identification information	Ballot colour indication	Ballot shape	Ballot size	Voting by post	Embassy voting	Proxy voting	E-voting
Yes	23	10	9	8	8	14	16	3	1
No	5	13	14	15	15	14	12	25	27
No ballot regulation		5	5	5	5				
Total	28	28	28	28	28	28	28	28	28

Table 6. Variables frequency (MS actual ballot).

Ballot type		Colour		Shape		Order of lists	
Single-party	7	BW	20	Rectangular	28	Alphabetical	4
Multi-party	18	Colour	8	Squared	0	Other criteria	14
Blank ballot	3			Other	0	No lists printed on ballot	3
						Separate ballot for each list	7
Total	28	Total	28	Total	28	Total	28
Order of candidates		Candidate identification information provided		National party symbol		European party symbol	
Alphabetical	2	Yes (extensive)	8	Yes	12	Yes	0
Other criteria	20	Yes (qualification only)	3	No	16	Inside national party logo	1
No candidates printed on ballot	6	No	11			No	27
		No candidates printed on ballot	6				
Total	28	Total	28	Total	28	Total	28

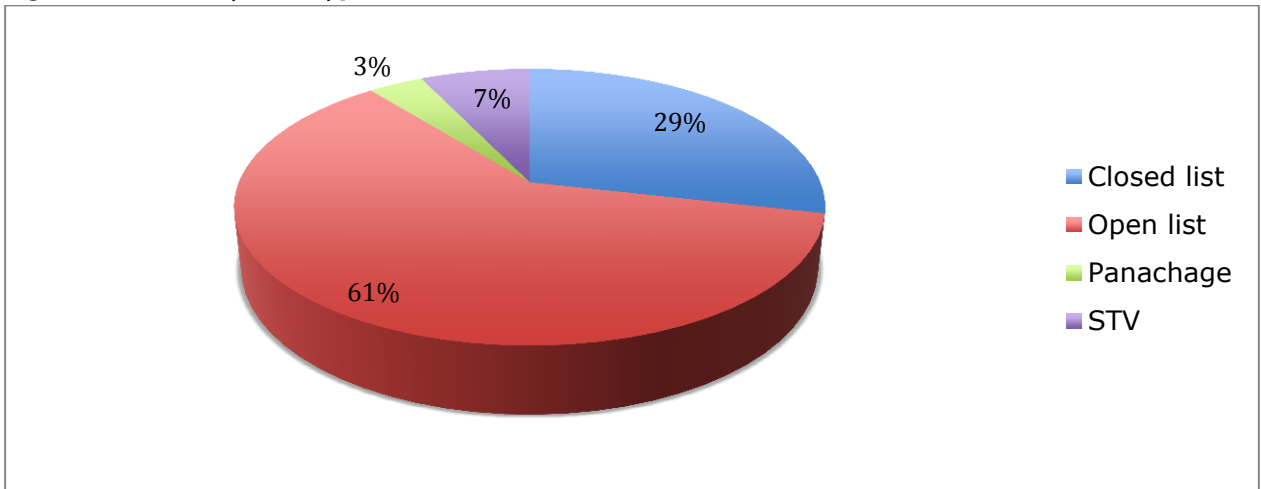
Tables 5 and 6 afford a comprehensive birds-eye view of most of the data that we have collected and compiled. Variable analysis, however, will be based upon a number of variable-specific pie charts. There are three variables that can only be analysed with data obtained from the electoral laws. A comprehensive list of variables and data can be found at the end of this text, in Tables 7 and 8.

As mentioned, the electoral system is one such variable. Figure 1 confirms that open lists are the most common ones, accounting for almost two-thirds of all MS. Closed lists come second, with 29% of MS. The additional information provided here concerns the existence of STV, which is present in only two countries (Ireland and Malta) and therefore represents a minimum fraction of the total. Panachage is a peculiarity of Luxembourg. It is worth noting within the preference ballot group there is a difference between electoral laws that provide for open or semi-open lists². However, this may be of little

² See Annex IV, Glossary of Basic Terms Used.

relevance in terms of ballot harmonisation, as, in most cases, the candidates are listed anyway. Consequently, this division is not taken into account in our analysis.

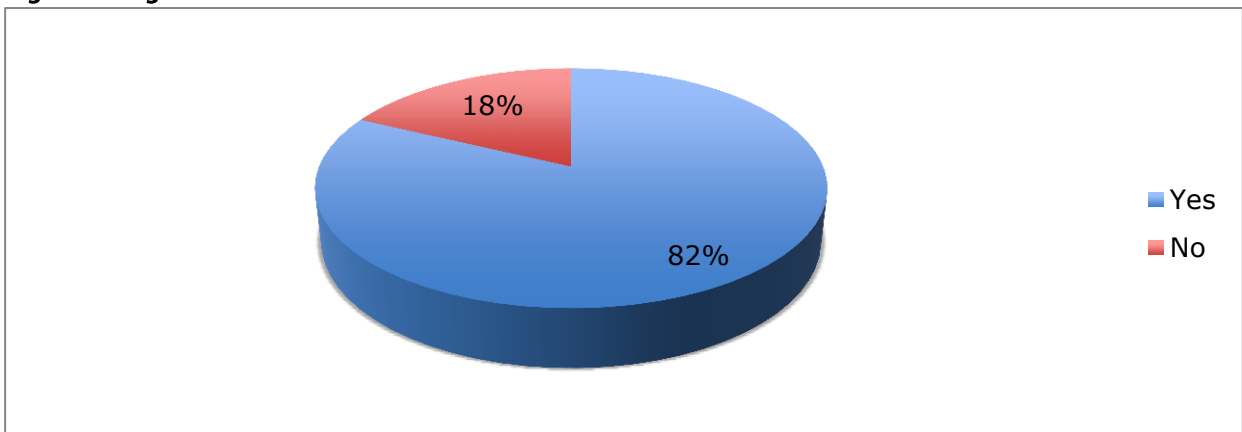
Figure 1. Electoral system: types of lists



Source: Authors' own compilation.

The second variable the analysis of which relies exclusively on data drawn from electoral law is "regulation of ballot in law". Here, in the overwhelming majority of the cases, we can observe that electoral laws do have specific provisions for the definition of electoral ballot structures and characteristics (see Figure 2). Only a few countries delegate the definition of the ballot structure and layout to a law applicable to all elections held at various levels in a given country, usually a regulation of the National Electoral Office. Clearly, in these cases, all the other variables (shape, colour, lists order, etc.) have been coded with the same value: "no regulation of ballot in law". In any event, the fact that so many MS regulate ballots by law might be an obstacle to ballot structure harmonisation.

Figure 2. Regulation of ballot in law

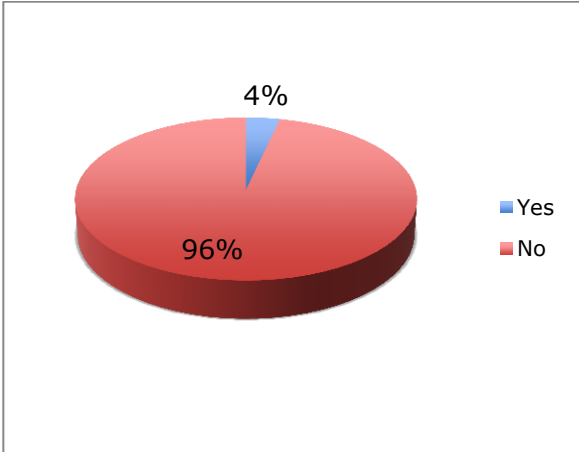


Source: Authors' own compilation.

The second group of variables the analysis of which relies exclusively on data drawn from electoral laws concerns the possibility of absentee voting. The normal ways of producing ballots is by printing them ahead of the election and then distributing them (upon the basis of projected voter participation) in polling stations across the national territory. Voters indicate, usually by marking specific boxes or spaces, their preference(s) on the ballot paper itself and place it in the ballot box, to be counted at the end of the proceedings. However, alternative means of voting exist. One such alternative is voting by electronic means using special machines located in the polling stations. Ordinarily, as in the case of the United States, this is all that voters are required to do; alternatively, they can be asked to print a paper ballot which records the vote that they cast by means of the said machine, and then to insert the ballot in the ballot box. The advantage of this system is that it allows for a physical/material record of the vote, and of its counting, while, at the same time, eliminating organisational and logistical problems linked to the production, storage and distribution of the ballots, as well as pre-empting possible fraud potentially caused by unauthorised access to blank ballots before the vote. Be it as it may, most of the electoral laws examined do not provide for electronic voting, as can be seen from Figure 3. This variable, although it presents almost no variance, is potentially relevant given the prospect of a future adoption of electronic means of voting in the MS, a possibility which, to date, is only reflected in the Estonian electoral law.

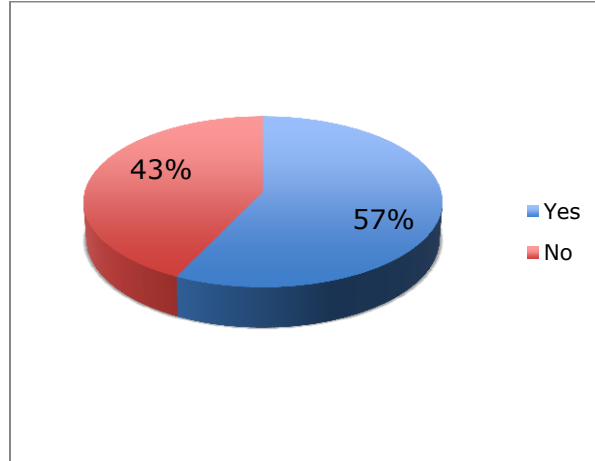
Other alternatives include the means to allow citizens who reside abroad or who are temporarily abroad to vote. Embassy voting is most popular with 57% of all the MS allowing for this possibility (Figure 4). Voting by post comes next with 50% (Figure 5) with only 11% of the member states allowing for proxy voting (Figure 6). Some countries (Estonia, France, Lithuania, the Netherlands, Poland, Slovenia, Spain, Sweden, and the UK) allow for more than one of such alternatives. In any event, none of these, other than universal electronic voting, have a serious relevance for ballot paper harmonisation. It goes without saying, however, that it is of fundamental importance that all EU citizens have at least similar opportunities to vote while they are abroad, especially if they are within the EU zone. But this, however, falls outside the remit of this report.

Figure 3. E-voting



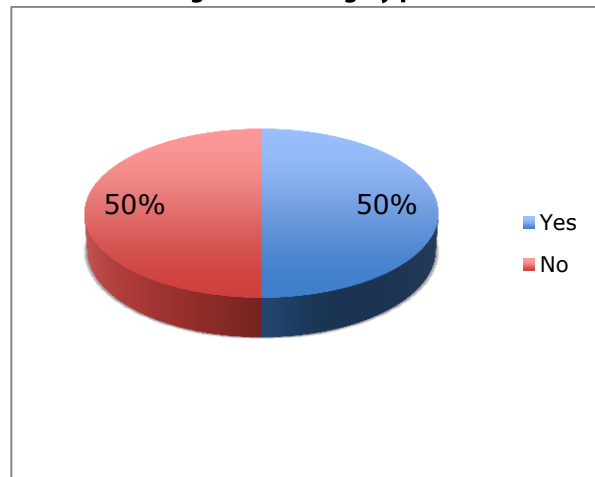
Source: Authors' own compilation.

Figure 4. Embassy voting



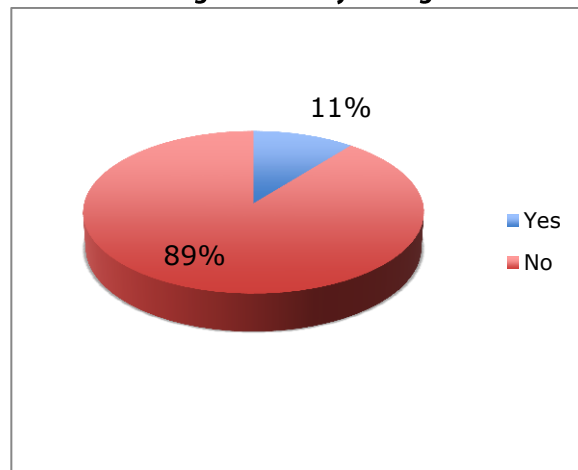
Source: Authors' own compilation.

Figure 5. Voting by post



Source: Authors' own compilation.

Figure 6. Proxy voting

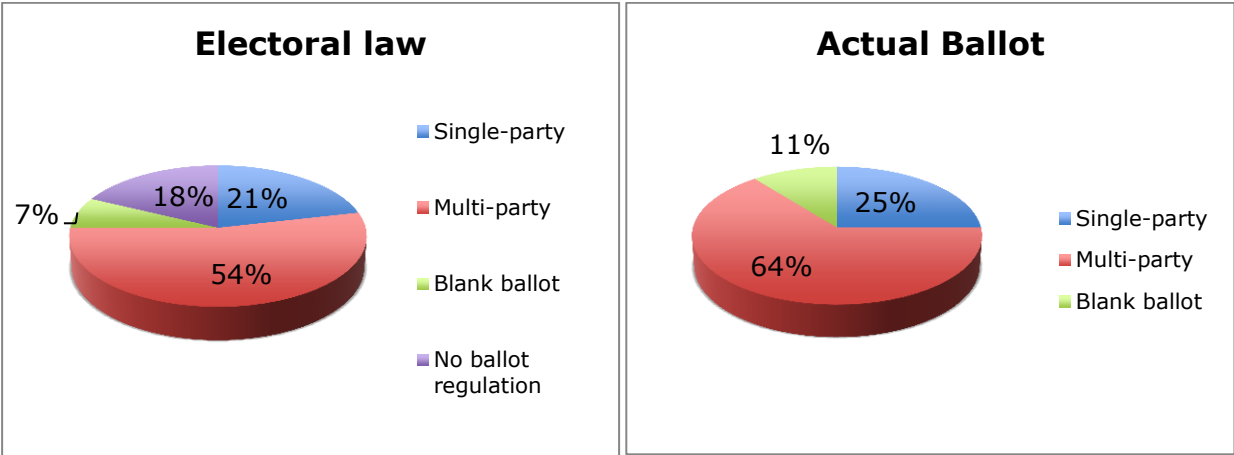


Source: Authors' own compilation.

Figure 7 shows the distribution of ballot types as reported in the electoral laws and observed in the actual ballots. Both sources converge on EP electoral ballots being prevalently of the multi-party type, accounting for roughly two-thirds of the cases. With this type of ballot, voters have all the lists that

run for the election reported in a single, usually big, ballot paper. The vote is expressed by placing a cross on either the symbol of the party or a dedicated empty box/circle next to it (and eventually expressing a preference for one or more candidates). The remaining one-third shows a number of MS in which voters cast ballots using either single-party ballots or blank ballots. The number of MS that adopt the former is approximately double that of those that use the latter type of ballot. In the case of single-party ballots, each single list has its own ballot, in which the name of the list, its symbol and the list of candidates are usually included. The vote is expressed by taking the ballot of the preferred list, placing it inside an envelope (after having eventually expressed a preference for one or more candidates) and then putting the closed envelope in the ballot box. The remaining minority of blank ballots (only in use in Estonia, Finland, and Slovenia) consists – as the name suggests – of ballots with no lists or candidate names printed on them. The voters are instead asked to write the name of their preferred list and/or candidate. However, the finding of this substantial prevalence of multi-party ballots is important because it describes an already high level of homogeneity across the MS, and, consequently, potentially fewer harmonisation problems. Finally, it has to be noted that blank ballots would clearly be problematical in terms of “Europeanisation”, as they cannot show any information on lists or candidates. In the case of Slovenia, however, this problem was addressed by making a list of all the parties and candidates running for the elections, where both Europarty affiliation and *spitzencandidat* was clearly indicated, available to citizens. Such a list is reported in Annex II together with the Slovenian ballot paper.

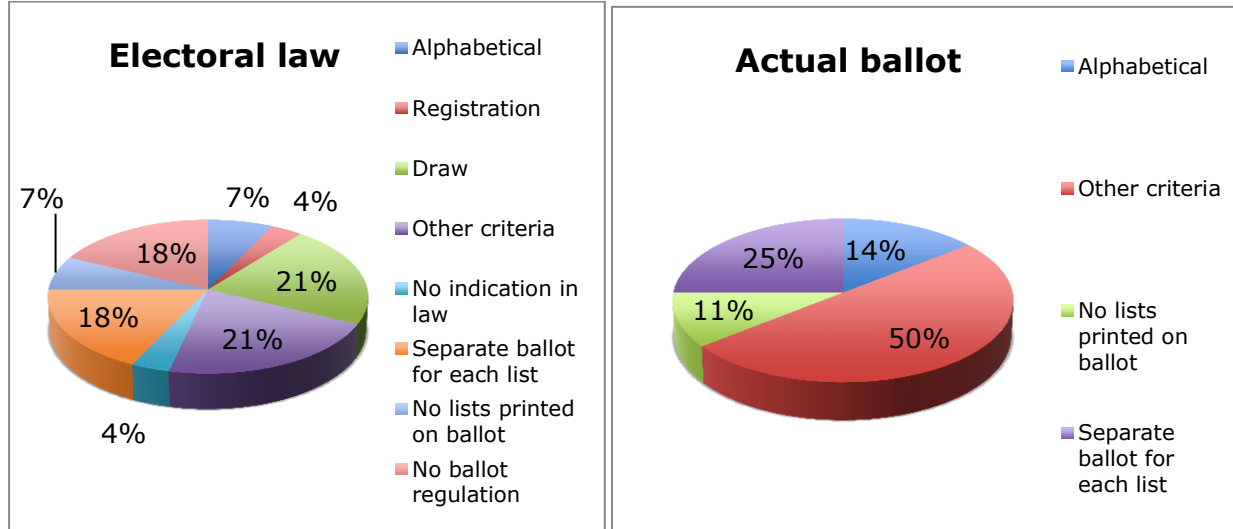
Figure 7. Ballot type



Source: Authors’ own compilation.

Not all variables, however, are homogenous and unproblematic. The criteria through which party lists are placed on electoral ballots varies considerably across the MS. In this case, the data observed on the actual ballots is more detailed than that provided by the electoral laws. Although there is a prevalence of alphabetical criteria for the ordering of party lists on ballots, the incidence of “other” criteria and the possibility of a total absence of parties on the ballot makes for highly fragmented sets of possibilities, and therefore for a problematic harmonisation on this dimension (see Figure 8). Naturally, the actual ballots indicate less fragmentation as “the other criteria” category cannot be divided into its possible sub-categories as they are only visible in the actual laws.

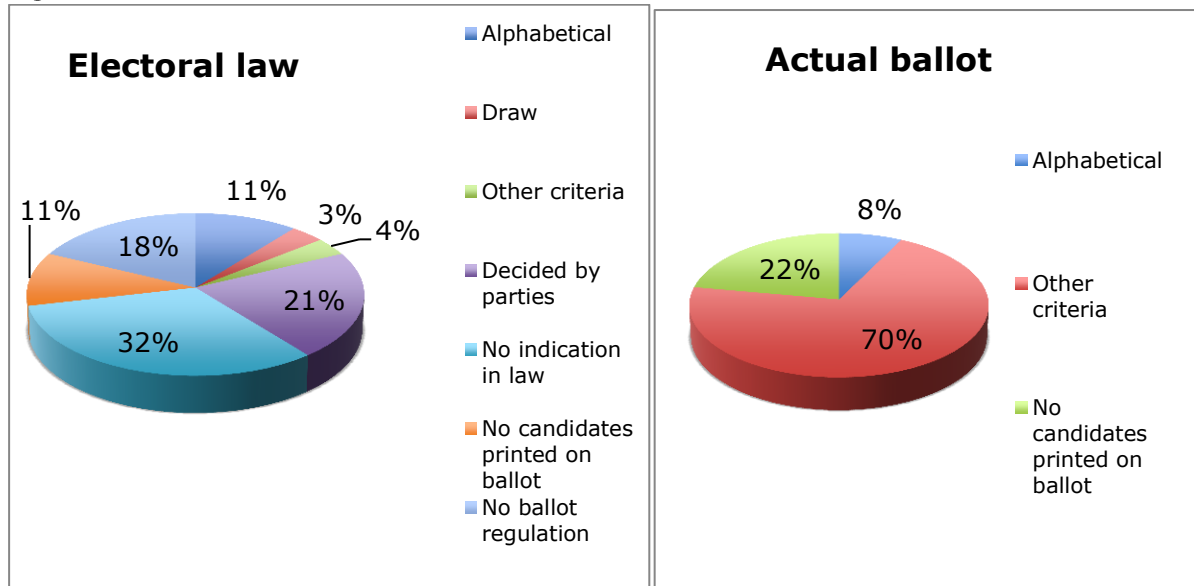
Figure 8. Order of lists



Source: Authors' own compilation.

Similarly, the way and order in which candidates are listed on ballots varies considerably across the MS (see Figure 9). The size of the "other" category in both pie charts testifies to the extreme variance displayed by this variable. The only other values of any relevance concern alphabetical ordering (22% and 15% respectively in the electoral laws and in the ballot papers), and the absence of candidates (about 30% as reported in the actual ballot chart). Again, this high degree of variation makes for a rather problematic harmonisation of EP electoral laws.

Figure 9. Order of candidates

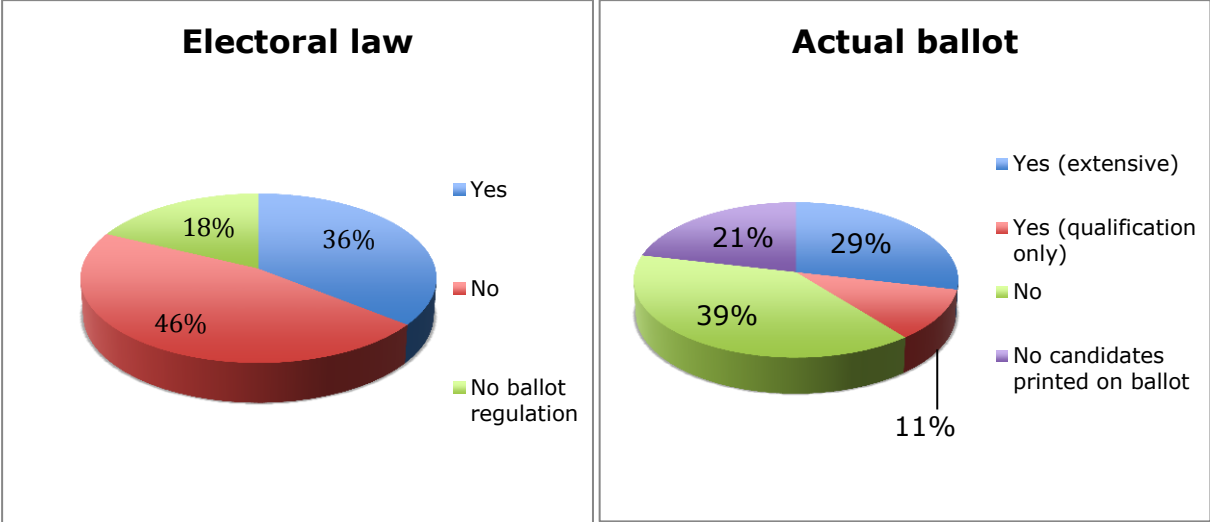


Source: Authors' own compilation.

Still concerning candidates, ballot design can present significant differences in terms of the additional information that can be included to help voters identify and, in some cases, even evaluate individual candidates. Electoral laws usually limit themselves to providing for the inclusion or exclusion of additional information other than candidates' names and party affiliation. As Figure 10 illustrates, most electoral laws allow for the inclusion of additional information, usually date and place of birth or

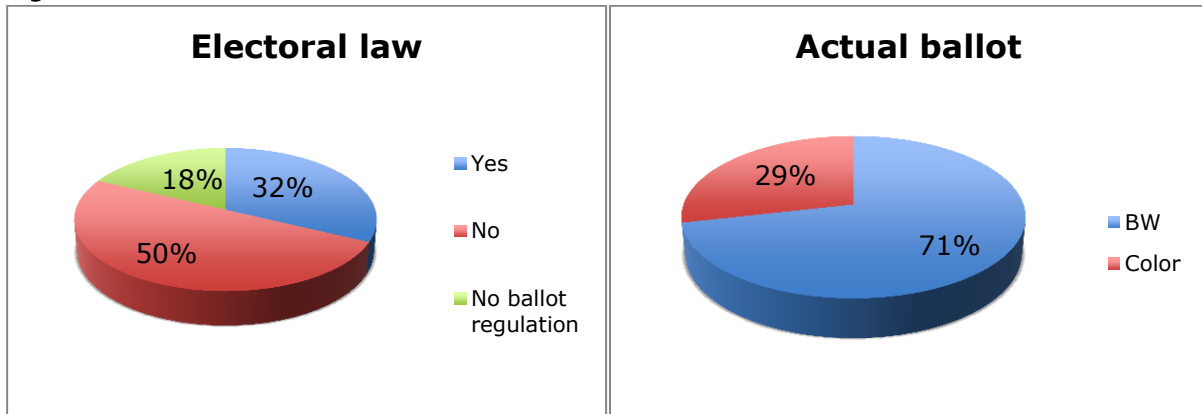
residence. however, the ballots that we have examined to date report additional information only in 36% of the cases. Interestingly, more than one-fifth (21%) of the ballots report no candidates at all, either because the ballot is a multi-party type with only list names (Austria, Portugal, Italy) or is a blank ballot type (Slovenia, Estonia, Finland). Again, although this variable may not imply particularly sensitive issues, it does indicate a propensity for problematic harmonisation.

Figure 10. Candidate identification information.

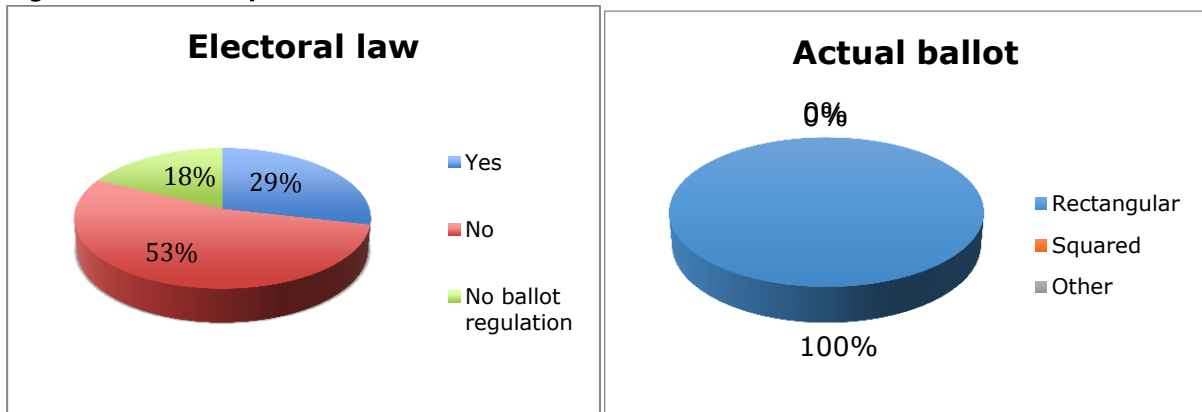


Source: Authors' own compilation.

The next two variables, shown in Figures 11 and 12, are also rather unproblematic (at least potentially), as they concern aspects that do not seem to have particular relevance for the political aspects linked to elections (contrary to the presentation of lists and candidates, which can be highly sensitive). Such variables concern ballot colour and shape. The fact that electoral laws normally ignore these aspects (80% of the time in both cases) reveals their potential political irrelevance. In the case of ballot shape, actual ballots reveal no variance at all, as all those examined are rectangular. However, multi-party and blank ballots are all printed as rectangles with a horizontal long side ("landscape" format), while single-party ballots have a vertical long side ("portrait" format). Naturally, depending on country size, and, consequently, on the number of parties and candidates listed, the actual size of ballots can vary, but this would appear not to be a potential obstacle to harmonisation if a single size should be eventually recommended for all 28 MS ballots to be used in EP elections. The question of ballot colour might be slightly more relevant and problematic. For one, we have observed that there is a 40-60 division in ballots, with prevalence of black and white ballots. Again, there is no apparent theoretical reason why this variable should produce harmonisation issues. The only real functional need for coloured ballots concerns a particular case, that of Malta, where different colours are used for voting for different parties; in this case, the issue is not linked to a need to harmonise ballot colours, but rather to a very specific aspect of the electoral procedure in this country. As such, it could be potentially problematic.

Figure 11. Ballot colour.

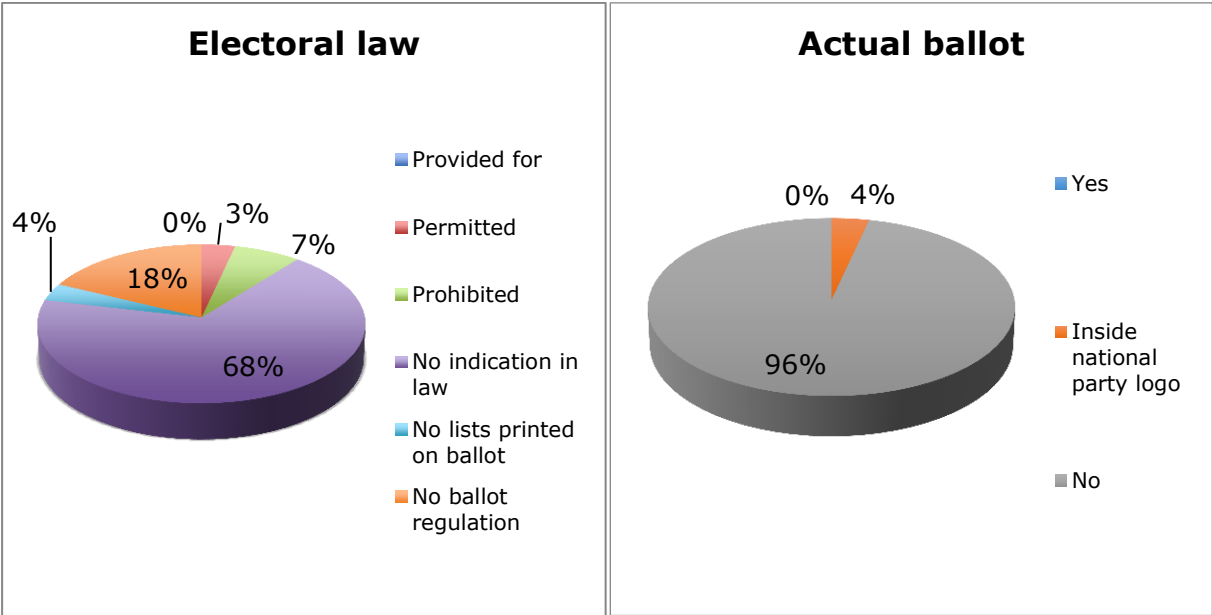
Source: Authors' own compilation.

Figure 12. Ballot shape.

Source: Authors' own compilation.

So far, the analysis of the variables has focused on issues pertaining to the harmonisation of the 28 MS EP ballot structures and formats. The next variable, in contrast, focuses on the second objective of this report, namely, the possible inclusion of European-related information (European party symbols, *Spitzencandidate* names) in the ballot papers. Our data, as can be seen in Figure 13, are rather interesting. Concerning the electoral law, in the vast majority of cases (68%) there is no provision for the inclusion of such information. The only problematic case could be that of the United Kingdom, where the part of the electoral law that regulates the ballot structure explicitly forbids the addition of any information that is not specifically included in this law, thus excluding the possibility of any "Europeanisation" of the ballot without changing the electoral law itself. Denmark provides a similar case, in which this explicit prohibition is not in the electoral law, but in an executive order, instead, so no change of the law would be necessary. Finally, only Greece's electoral law (3%) explicitly mentions the possibility of including European symbols. However, as the actual ballot shows, despite this almost complete absence of regulation concerning European information in the ballot, a positive element can be spotted. Despite the lack of regulation in this regard, only in one case can some European information be found in the EP elections ballots. In the Italian case, some of the political parties decided to include a more or less specific reference to the European arena inside their national party symbol: in some cases (the Democratic Party, the Green Party, the New Centre-Right), the acronym of the European party's affiliation (EPP, PES), while, in other cases, the name of the *Spitzencandidate* (Alexis Tsipras, Guy Verhofstadt) is also included.

Figure 13. Presence of European party symbols.



Source: Authors' own compilation.

5. CONCLUSIONS

As is well known, processes of harmonisation - and even more so of Europeanisation - of norms and regulations with rooted traditions in the EU's 28 MS are not simple, and they require an in-depth knowledge of the characteristics and potential compatibilities of all the relevant national regulatory frameworks. This is even more true in cases of politically-delicate matters such as those relating to elections. Resistance to change is bound to be much greater than in most other cases, especially if innovations introduced at European level were perceived in a given MS as potentially interfering with the existing norms at national level. Especially at times of growing voter disinterest, as indicated by current trends, any change and possible complication in voting procedures would most likely prove to be unwelcome.

Even an apparently simple process, such as the harmonisation and possible Europeanisation of electoral ballots could, indeed, reveal itself to be rather complicated, especially if certain ballot characteristics were linked to other, more politically-sensitive, aspects of electoral laws. Naturally, the more regulated the relevant aspects of the matter to be harmonised are at MS level, the greater the potential resistance to change. On this point, our observations indicate a rather sparse consideration of electoral laws with regard to ballot structure and format. This is certainly to be welcomed by anyone who has an interest in producing harmonised ballots across the 28 MS. It is rather intuitive that what is not provided for in the law does not have to be changed in the law, and any new norm aimed at harmonisation is more likely to be accepted if it does not conflict with existing national legislation or established national traditions. This consideration can be extended almost unconditionally to solutions aimed at creating more "European" ballot papers. In this case, there is almost no legislative obstacle to be overcome. Unfortunately, the two obstacles that we have encountered could be rather serious, as they concern the explicit prohibition, which is present in the UK and Danish electoral law, of the inclusion of any additional information to what already provided for by the law in the ballot. However, the nature of the potential change to the UK law that would be necessary to include some Euro-relevant information in the ballot does not appear to pose exceptionally complex technical difficulties, and might be relatively easy to introduce. In the case of Denmark, things would be even easier, as the source regulating the layout and structure of the ballot papers is an executive order of the Ministry of Social Affairs and the Interior, and not the electoral law itself (which would require the standard legislative procedure in order to be modified).

Some of the other aspects that would require attention are of a material, practical nature, essentially dictated by the general ballot type (preference or party) that exists in the given MS, which is, in turn, determined by the openness, or lack thereof, of the lists. Ballot shape is universally rectangular and is the one element that does not require further harmonisation, although some indication of the recommended/tolerated dimensions would be highly desirable. Ballot colour harmonisation, on the other hand, presents more politically-sensitive implications, as colour differences can be used to express party preferences. In this case, however, the issue would be superseded if agreement were to emerge on adopting ballot papers with printed multiple party lists with multiple candidates. In this case, ballot colour would be politically irrelevant and any solution adopted should be acceptable to all MS. This being the case, ballot colour, through the adoption of European Union Blue, might be a good means of "Europeanising" the ballots. The EU logo could be printed on the back so that it would be prominent when the ballot is folded.

The most serious problems to be potentially encountered in the harmonisation of EP election ballots do not have to do with norms or practices concerning the ballots themselves, but rather with aspects of the electoral laws that touch upon very important political questions and have implications for how ballots must be structured. The main distinction is between preference- and party-type ballots. In this case, too, ballots could be harmonised by adopting the aforementioned printed multiple party-list/multiple candidate option (already the most “popular” type of ballot, adopted in the majority of MS: 18 out of 28), without necessarily forcing open or closed lists on any of the MS. In open list MS, the only difference would be a space/box next to each candidate’s name, which would allow voters to indicate their preferences or candidate ranking. This solution is, in fact, also applicable to MS which adopt SVT and Panachage. Maltese and Luxembourgish ballots are already compatible with this possible choice. The Irish case is somewhat more problematic due to the long-established tradition of listing individual candidates on the ballot. Finally, an additional compromise or technical solution may be necessary to harmonise the amount of candidate information to be included in the ballot. It might, in fact, be difficult to include extensive information in the ballots of the MS that present greater numbers of candidates.

Ultimately, this solution seems to have the potential to defuse even the most serious issues that could emerge in MS that have homogenous systems at both national and European level, and might be unwilling to introduce disruptive differences between the two. Also in this case, the fact that no changes would be necessary to fundamental aspects of the electoral law would certainly facilitate the adoption of this solution. Resistance might, however, emerge, especially when EP and other national elections coincide at a given time in a given MS. Radically different ballot papers would be likely to generate confusion, and modifications to the national format might be considered necessary. Overall, this seems to be the most serious potential political obstacle to EP election ballot harmonisation along the lines that emerge from our analysis. Last, but not least, the multiple party-list, multiple candidate ballot might help increase voter awareness even in those MS that opt to maintain closed lists.

ANNEX I: ADDITIONAL TABLES

Table 7. MS electoral system variables details

	Electoral system	Voting by post	Embassy voting	Proxy voting	E-voting	Regulation of ballot in law	Candidate identification Information
Austria	Open list	Yes	No	No	No	Yes	No
Belgium	Open list	Yes	No	No	No	Yes	No
Bulgaria	Open list	No	Yes	No	No	Yes	No
Croatia	Open list	No	Yes	No	No	Yes	No
Cyprus	Open list	No	Yes	No	No	No	No ballot regulation
Czech Rep.	Open list	No	No	No	No	Yes	Yes
Denmark	Open list	No	Yes	No	No	Yes	No
Estonia	Open list	Yes	Yes	No	Yes	No	No ballot regulation
Finland	Open list	No	Yes	No	No	Yes	No
France	Closed list	No	Yes	Yes	No	No	No ballot regulation
Germany	Closed list	Yes	No	No	No	Yes	Yes
Greece	Closed list	No	Yes	No	No	Yes	Yes
Hungary	Closed list	No	Yes	No	No	Yes	No
Ireland	STV	No	No	No	No	Yes	Yes
Italy	Open list	No	Yes	No	No	Yes	Yes
Latvia	Open list*****	Yes	No	No	No	Yes	No
Lithuania	Open list	Yes	Yes	No	No	Yes	Yes
Luxembourg	Panachage	Yes	No	No	No	Yes	No
Malta	STV*****	No	No	No	No	Yes	Yes
Netherlands	Open list	Yes	No	Yes	No	No	No ballot regulation
Poland	Open list	Yes	Yes	No	No	No	No ballot regulation
Portugal	Closed list	Yes	No	No	No	Yes	No
Romania	Closed list	No	Yes	No	No	Yes	No
Slovakia	Open list	No	No	No	No	Yes	Yes
Slovenia	Open list	Yes	Yes	No	No	Yes	No
Spain	Closed list	Yes	Yes	No	No	Yes	No
Sweden	Open list	Yes	Yes	No	No	Yes	Yes
UK	Closed list	Yes	No	Yes	No	Yes	Yes

	Ballot type	Ballot colour indication	Ballot shape indication	Ballot size indication	Order of lists	Order of candidates	European party symbol
Austria	Multi-party	Yes	No	Yes	Other criteria***** **	No indication in law	No indication in law
Belgium	Multi-party	No	Yes	Yes	Draw	Decided by parties	No indication in law
Bulgaria	Multi-party	Yes	No	No	Draw	No indication in law	No indication in law
Croatia	Multi-party	No	No	No	Alphabetical	No indication in law	No indication in law
Cyprus	No ballot regulation	No ballot regulation	No ballot regulation	No ballot regulation	No ballot regulation	No ballot regulation	No ballot regulation
Czech Rep.	Single-party	Yes	No	Yes	Separate ballot for each list	Decided by parties	No indication in law
Denmark	Multi-party	Yes	No	No	Other criteria***** ****	Decided by parties	Prohibited
Estonia	No ballot regulation	No ballot regulation	No ballot regulation	No ballot regulation	No ballot regulation	No ballot regulation	No ballot regulation
Finland	Blank ballot	Yes	Yes	Yes	No lists printed on ballot	No candidates printed on ballot	No lists printed on ballot
France	No ballot regulation	No ballot regulation	No ballot regulation	No ballot regulation	No ballot regulation	No ballot regulation	No ballot regulation
Germany	Multi-party	No	No	No	Other criteria*	No indication in law	No indication in law
Greece	Single-party	No	Yes	No	Separate ballot for each list	Alphabetical	Permitted
Hungary	Multi-party	No	No	No	Other criteria	Other criteria	No indication in law
Ireland	Multi-party	No	No	No	Other criteria**	Alphabetical	No indication in law
Italy	Multi-party	No	Yes	No	Registration	No indication in law	No indication in law
Latvia	Single-party	No	No	No	Draw	No indication in law	No indication in law
Lithuania	Multi-party	No	No	No	Other criteria**	Draw	No indication in law

	Ballot type	Ballot colour indication	Ballot shape indication	Ballot size indication	Order of lists	Order of candidates	European party symbol
Luxembourg	Multi-party	Yes	Yes	Yes	Draw	No indication in law	No indication in law
Malta	Multi-party	Yes***	No	No	Alphabetical**	Alphabetical	No indication in law
Netherlands	No ballot regulation	No ballot regulation	No ballot regulation	No ballot regulation	No ballot regulation	No ballot regulation	No ballot regulation
Poland	No ballot regulation	No ballot regulation	No ballot regulation	No ballot regulation	No ballot regulation	No ballot regulation	No ballot regulation
Portugal	Multi-party	Yes	Yes	No	Draw	No candidates printed on ballot	No indication in law
Romania	Multi-party	No	Yes	Yes	Draw	Decided by parties	No indication in law
Slovakia	Single-party	No	No	No	Separate ballot for each list	Decided by parties	No indication in law
Slovenia	Blank ballot	No	No	No	No lists printed on ballot	No candidates printed on ballot	No indication in law
Spain	Single-party	Yes****	Yes	Yes	Separate ballot for each list	Decided by parties	No indication in law
Sweden	Single-party	No	No	Yes	Separate ballot for each list	No indication in law	No indication in law
UK	Multi-party	No	No	No	No indication in law	No indication in law	Prohibited

28

28

28

28

28

28

28

* According to the number of votes received by parties in each individual land in the previous elections.

** Candidates are not grouped by political party: they appear in the ballot as a single list of names.

*** Different colour for each party. However, a party may refuse the colour it has been assigned to.

**** The ballot must be printed on white paper. If other elections are concurrent, then it must be light blue paper.

***** Voters can use, in addition to preference voting (placing a "+" next to its preferred candidate(s) from the list of names), a "negative preference" by striking out the name(s) of the candidate they dislike from the list of printed names

***** Voters must order the three preferred candidates by placing different symbols on the ballot, next to the printed names.

***** Parties already represented in the Parliament are listed according to the number of seats (then votes) received in the last elections; new parties are listed afterwards, according to the order of registration.

***** In some municipalities, though, voting is fully automatic without a printed receipt, while in others only paper ballots are available.

***** parties entitled to participate in the European Parliamentary election, for printing identification of the parties in the ballot papers. In assigning the letters every possible effort must be made to ensure that the parties keep the letters attributed to them in previous elections..

Table 8. MS actual ballot variables details.

	Ballot type	Colour	Shape	Size	Order of lists
Austria	Multi-party	BW	Rectangular	A4***	Other criteria
Belgium	Multi-party	Colour	Rectangular	n/a	Other criteria
Bulgaria	Multi-party	BW	Rectangular	n/a	Other criteria
Croatia	Multi-party	BW	Rectangular	640 x 440	Alphabetical
Cyprus	Multi-party	BW	Rectangular	n/a	Alphabetical
Czech Rep.	Single-party	BW	Rectangular	n/a	Separate ballot for each list
Denmark	Multi-party	BW	Rectangular	n/a	Other criteria
Estonia	Blank ballot	Colour	Rectangular	148 x 105	No lists printed on ballot
Finland	Blank ballot	Colour	Rectangular	148 x 210	No lists printed on ballot
France	Single-party	Colour	Rectangular	n/a	Separate ballot for each list
Germany	Multi-party	BW	Rectangular	n/a	Other criteria
Greece	Single-party	BW	Rectangular	n/a	Separate ballot for each list
Hungary	Multi-party	BW	Rectangular	n/a	Other criteria
Ireland	Multi-party	Colour	Rectangular	n/a	Other criteria
Italy	Multi-party	Colour	Rectangular	n/a	Other criteria
Latvia	Single-party	BW	Rectangular	n/a	Separate ballot for each list
Lithuania	Multi-party	Colour	Rectangular	n/a	Other criteria
Luxembourg	Multi-party	BW	Rectangular	n/a	Other criteria
Malta	Multi-party	BW	Rectangular	n/a	Alphabetical
Netherlands	Multi-party	BW	Rectangular	n/a	Other criteria
Poland	Multi-party	BW	Rectangular	A4	Other criteria
Portugal	Multi-party	BW	Rectangular	n/a	Other criteria
Romania	Multi-party	BW	Rectangular	n/a	Other criteria
Slovakia	Single-party	BW	Rectangular	n/a	Separate ballot for each list
Slovenia	Blank ballot	Colour	Rectangular	n/a	No lists printed on ballot
Spain	Single-party	BW	Rectangular	105 x 297	Separate ballot for each list
Sweden	Single-party	BW	Rectangular	A6 - 105 x 148	Separate ballot for each list
UK	Multi-party	BW	Rectangular	n/a	Alphabetical

	Order of candidates	Candidate identification information provided	National party symbol	European party symbol
Austria	No candidates printed on ballot	No candidates printed on ballot	No	No
Belgium	Other criteria	No	No*	No
Bulgaria	Other criteria	No	No	No
Croatia	Other criteria	Yes (qualification only)	No	No
Cyprus	Other criteria	No	Yes	No
Czech Rep.	Other criteria	Yes (extensive)	No	No
Denmark	Other criteria	No	No	No
Estonia	No candidates printed on ballot	No candidates printed on ballot	No	No
Finland	No candidates printed on ballot	No candidates printed on ballot	No	No
France	Other criteria	Yes (extensive)**	Yes	No
Germany	Other criteria	Yes (extensive)	No	No
Greece	Other criteria	No	Yes	No
Hungary	Other criteria	Yes (qualification only)	Yes	No
Ireland	Alphabetical	Yes (extensive)	Yes	No
Italy	No candidates printed on ballot	No candidates printed on ballot	Yes	Inside national party logo
Latvia	Other criteria	No	No	No
Lithuania	Other criteria	No	No	No
Luxembourg	Other criteria	No	No	No
Malta	Alphabetical	Yes (qualification only)	Yes	No
Netherlands	Other criteria	Yes (extensive)	No	No
Poland	Other criteria	No	No	No
Portugal	No candidates printed on ballot	No candidates printed on ballot	Yes	No
Romania	Other criteria	No	Yes	No
Slovakia	Other criteria	Yes (extensive)	Yes	No
Slovenia	No candidates printed on ballot	No candidates printed on ballot	No	No
Spain	Other criteria	No	Yes	No
Sweden	Other criteria	Yes (extensive)	No	No
UK	Other criteria	Yes (extensive)	Yes	No
	28	28	28	28

*No logo is present on the ballot; however, each party has a different and peculiar font

** However, in some districts only name and surname is printed on the ballot.

***Depending on the number of lists, the ballot can be larger. A4 is the minimum size allowed.

Table 9. Party-ballot and preference-ballot comparative variables frequency (MS actual ballot)

Ballot type	Party-ballot	Preference-ballot	Colour	Party-ballot	Preference-ballot
Single-party	3	4	BW	7	13
Multi-party	5	13	Colour	1	7
Blank ballot	0	3			
Total	8	20	Total	8	20
Order of candidates	Party-ballot	Preference-ballot	Candidate identification information provided	Party-ballot	Preference-ballot
Alphabetical	0	2	Yes (extensive)	3	5
Other criteria	7	13	Yes (qualification only)	1	2
No candidates printed on ballot	1	5	No	3	8
			No candidates printed on ballot	1	5
Total	8	20	Total	8	20
Shape	Party-ballot	Preference-ballot	Order of lists	Party-ballot	Preference-ballot
Rectangular	8	20	Alphabetical	1	3
Squared	0	0	Other criteria	4	10
Other	0	0	No lists printed on ballot	0	3
			Separate ballot for each list	3	4
Total	8	20	Total	8	20
National party symbol	Party-ballot	Preference-ballot	European party symbol	Party-ballot	Preference-ballot
Yes	7	5	Yes	0	0
No	1	15	Inside national party logo	0	1
			No	8	19
Total	8	20	Total	8	20

Source: Authors' own compilation.

Table 10. Party-ballot and preference-ballot comparative variables frequency (MS electoral laws)

Electoral system	Party-ballot	Preference-ballot	Ballot type	Party-ballot	Preference-ballot	Order of lists	Party-ballot	Preference-ballot
Closed list	8	0	Single-party	2	4	Alphabetical	0	2
Open list	0	17	Multi-party	5	10	Registration	0	1
Panachage	0	1	Blank ballot	0	2	Draw	2	4
STV	0	2	No ballot regulation	1	4	Other criteria	2	4
						No indication in law	1	0
						Separate ballot for each list	2	3
						No lists printed on ballot	0	2
						No ballot regulation	1	4
Total	8	20	Total	8	20	Total	8	20
European party symbol	Party-ballot	Preference-ballot	Order of candidates	Party-ballot	Preference-ballot			
Provided for	0	0	Alphabetical	1	2	E-voting		
Permitted	1	0	Draw	0	1	Party-ballot Preference-ballot		
Prohibited	1	1	Other criteria	1	0	0 1		
No indication in law	5	14	Decided by parties	2	4	8 19		
No lists printed on ballot	0	1	No indication in law	2	7	8 20		
No ballot regulation	1	4	No candidates printed on ballot	1	2	Voting by post		
			No ballot regulation	1	4	Party-ballot Preference-ballot		
						4 10		
						4 10		
Total	8	20	Total	8	20	8 20		

	Candidate identification information		Ballot colour indication		Ballot shape		Ballot size	
	Party-ballot	Preference-ballot	Party-ballot	Preference-ballot	Party-ballot	Preference-ballot	Party-ballot	Preference-ballot
Yes	3	7	2	7	4	4	2	6
No	4	9	5	9	3	12	5	10
No ballot regulation	1	4	1	4	1	4	1	4
Total	8	20	8	20	8	20	8	20
	Regulation of ballot in law		Embassy voting		Proxy voting			
	Party-ballot	Preference-ballot	Party-ballot	Preference-ballot	Party-ballot	Preference-ballot		
Yes	7	16	5	11	2	1		
No	1	4	3	9	6	19		
Total	8	20	8	20	8	20		

Source: Authors' own compilation.

ANNEX II: ELECTORAL LAWS' LEGAL BASIS AND KEY FEATURES

AUSTRIA

Legal basis

Federal Law on Elections to the European Parliament (Bundesgesetz über die Wahl der Mitglieder des Europäischen Parlaments - Europawahlordnung), BGBl Nr 117/1996 idF BGBl L Nr 115/2013

Electoral system

Representations: At national level. Voters must vote for a list and may also vote for individual candidates on that list (preference voting). Each voter may vote only once.

Number of MEPs: 18

Allocation of seats: Proportional representation, D'Hondt method. Any list which has not obtained at least 4% of the total is excluded from the allocation of seats. Seats are allocated according to the number of votes per list. Those individual candidates who obtained more than 7% of the preference votes of their respective lists are ranked according to the number of votes and given a preferential treatment in the allocation of seats.

Constituencies: 1

BELGIUM

Legal basis

Federal law of 23 March 1989. The law imposes parity between men and women on candidate lists: the difference between the number of candidates of each sex among either main candidates or substitutes cannot be more than one, and the first two candidates (both main candidates and substitutes) cannot be of the same sex.

Electoral system

Preference voting: Proportional representation on the basis of four constituencies (Flanders, Wallonia, the German-speaking region and the Brussels region) and three electoral colleges.

- 12 Members will be elected by the Dutch-speaking electoral college (Flanders and Brussels)
- 8 Members by the French-speaking college (Wallonia + Brussels),
- 1 Member by the German-speaking college.

BULGARIA

Legal basis

Electoral code

Promulgated, State Gazette No. 05/03/2014

Electoral system

Representations: Proportional system through preferential voting for national lists of political parties, of coalitions of political parties and of independent candidates.

Preferential votes cast for separate candidates will be taken into consideration where the number of votes obtained by a candidate amounts at least to the national quota (the total number of valid votes cast for the respective candidate list divided by the number of members of European Parliament from Bulgaria)

Number of MEPs: 17

Allocation of seats: To be adopted by Central Election Commission 65 days before the elections

Constituencies: The territory of the country, including voting stations outside the limits of the Republic of Bulgaria, is a single multi-member constituency.

CROATIA

Legal basis

The Constitution of the Republic of Croatia (Official Gazette 56/90, 135/97, 8/98, 113/00, 124/00, 28/01, 41/01, 55/01, 76/10 and 85/10)

Act on Election of Members of the European Parliament from the Republic of Croatia(Official Gazette 92/10, 23/13)

Voters' Register Act (Official Gazette, 144/12)

Act on Financing of Political Activities and Electoral Promotion (Official Gazette, number 24/11, 61/11, 27/13 and 48/13- refined text)

Rules of electronic media conduct towards national concessions in the Republic of Croatia during electoral promotion (Official Gazette 165/03 and 105/07)

code of Conduct for Elections

Electoral system

Electoral system: Proportional electoral system with preferential voting

Number of representatives in the European Parliament: 11 (eleven)

Allocation of number of places: Members of the European Parliament are elected according to proportional representation and preferential voting. The right to be chosen as members of the European Parliament belongs to persons on those lists with at least 5% of votes won at MEP elections.

Electoral units: Elections are carried out in electoral locations on the territory of the Republic of Croatia and in diplomatic/consular representative offices of the Republic of Croatia, which together constitute one electoral unit.

CYPRUS

Legal basis

All references to the legal text ruling 2009 European elections.

- Law of 2004 on the Election of the Members of the European Parliament
- Law on the Election of the Members of the House of Representatives
- Civil Registry Law
- Council Directive 93/109/EC

Electoral system

Representations: Proportional Representation

Number of MEPs: 6

Allocation of seats: The whole territory of the Republic of Cyprus shall constitute a single constituency.

Constituencies: One single constituency representing the whole territory of the Republic of Cyprus.

CZECH REPUBLIC

Legal basis

Portál veřejné správy: zákon č. 62/2003 Sb., o volbách do Evropského parlamentu a o změně některých zákonů

Ministerstvo vnitra ČR: Informace o podmínkách kandidatury ve volbách do Evropského parlamentu na území České republiky

Electoral system

Representations: proportional representation, universal suffrage, for elections to the European Parliament the Czech Republic is treated as a single constituency

Number of MEPs: 21

Allocation of seats: lists gaining less than 5 % of the total votes cast are not entitled to parliamentary representation

Constituencies: single one

DENMARK

Legal basis

LBK nr. 126 af 11/02/2013 Gældende (Europa-Parlamentsvalgloven) Offentliggørelsesdato: 13-02-2013 Økonomi- og Indenrigsministeriet

Electoral system

Proportional representation with one nationwide constituency (the Faroe Islands and Greenland are not part of the EU). Voters may either vote for an entire list or indicate their preference for individual candidates from the lists. Some parties inform voters which candidates on the list are supported by them. Each voter may vote only once. Allocation of seats: d'Hondt method. All votes cast in the various constituencies, both for lists and for individual candidates, are added together. The candidates thus obtaining the highest number of votes are elected. 13 MEPs elected in 2014.

ESTONIA

Legal basis

The legal basis for the elections to the European Parliament is established by the European Parliament Election Act, passed on 18 December 2002 and entered into force on 23 January 2003. Amended: 18 December 2003, 21 January 2004, 9 March 2004, 14 April 2004, 22 September 2004, 29 September 2004, 9 June 2005, 7 June 2006, 16 November 2006, 11 December 2008, 22 January 2009, 06 May 2009, 20 May 2009, 26 November 2009, 10 February 2010, 22 April 2010, 19 May 2010, 25 November 2010, 17 February 2011, 13 June 2012, 17 October 2012.

Electoral system

Representations Proportional representation with open party list system.

Number of MEPs In Estonia, six Members of the European Parliament shall be elected.

Allocation of seats Election results are determined based on the principle of proportionality. Mandates are distributed using the d'Hondt distribution method with the distribution series 1,2,3,4 etc. Candidates can be nominated as candidate lists of political parties or as independent candidates.

Constituencies The whole country forms a single constituency

FINLAND

Electoral system

Number of MEPs: 13

Allocation of seats d'Hondt method. After each party, electoral alliance and joint list has been allocated the number of seats to which it is entitled, the candidates on the lists are ranked according to the number of preference votes they have received.

Constituencies The whole country forms a single constituency. Candidates stand at national level and votes are counted on a national basis.

FRANCE

Legal basis

Act concerning the election of the representatives of the European Parliament by direct universal suffrage (1976).

Council decision of 25 June 2002 and 23 September 2002.

Law No 77-729 of 7 July 1977.

Decree No 79-160 of 28 February 1979.

Electoral system

Representations

Until now:

The law has stipulated eight constituencies for the European election:

- 7 for metropolitan France, complete regions have been grouped into constituencies. According to the law of 26 May 2011 on the elections of representatives at the European Parliament, the French citizens residing outside France, can also vote and their votes are added to the results in the constituency of Ile-de-France.
- 1 for the Overseas Territories, one constituency covers all the departments, territories and communities.

Number of MEPs:

France will have 74 seats

Constituencies: 8

North-West:

- Basse-Normandie
- Haute-Normandie
- Nord-Pas-de-Calais
- Picardie

West:

- Bretagne
- Pays de la Loire
- Poitou-Charentes

East:

- Alsace
- Bourgogne
- Champagne-Ardenne
- Franche-Comté
- Lorraine

South-West:

- Aquitaine
- Languedoc-Roussillon
- Midi-Pyrénées

South-East:

- Corse
- Provence-Alpes-Côte d'Azur
- Rhône-Alpes

Massif central - Centre:

- Auvergne
- Centre
- Limousin

Ile-de-France:

- Ile de France and French citizens residing outside France

Overseas territories:

- Section Atlantique: Guadeloupe, Martinique, Guyane, Saint-Barthélemy, Saint-Martin, Saint-Pierre-et-Miquelon
- Section Océan Indien: La Réunion, Mayotte

- Section Pacifique: Nouvelle-Calédonie, Polynésie française, Wallis-et-Futuna.

Allocation of seats: Rule of the highest average. The seats are allocated to the candidates according to the order of names on each list. Lists which do not obtain 5 % of the votes cast in the constituency will not be allocated any seats.

GERMANY

Legal basis

European Elections Act (EuWG) The German Europawahlgesetz (EuWG) consists of several directives regulating the proceedings for the European elections, in particular the voting system, electoral committees, electoral law and eligibility, the voting process and the publication of the election results. According to Section 4 of the European Elections Act, certain provisions of the Federal Elections Act apply to the European Elections.

European Electoral Regulations (EuWO) For the implementation of the European Elections Act (EuWG) the Federal Ministry of the Interior issued the Europawahlordnung (EuWO) on basis of the authorisation in § 25 paragraph 2 EuWG to substantiate the specifications of the European Elections Act. In particular, the European Electoral Regulations (EuWO) consist of rules for the appointment and function of the electoral committees, the requirements for inclusion in the electoral register, the proposing of candidates and postal vote.

Act concerning the election of the representatives of the European Parliament by direct universal suffrage (Direct Elections Act) The Direktwahlakt or Direct Elections Act is - where European law is concerned - the legal foundation for the European elections. It contains directives on the legislative period, the legal status of the Members of Parliament and the election date.

The Treaty on the European Union TEU) The treaty includes regulations the number of Member of the European Parliament for each member state. Article 14 of TEU offers the legal basis for the composition of the European Parliament.

Law on Electoral Statistics (WStatG) The Law on Electoral Statistics (Wahlstatistikgesetz) is the legal basis for the execution of general and representative statistics for general elections and the European elections in Germany. It stipulates the existing and further measures for the protection of electoral and statistical secrecy.

Electoral system

Main principles Elections are carried out under the principles of proportional representation with electoral lists. List proposals can be registered for a single federal state (Bundesland) or as a collective list for all states.

Number of MEPs 96 Members of the European Parliament will be elected in Germany.

Allocation of seats The MEPs are elected in general, direct, free, equal and secret elections for five years. Every citizen has one vote. The seats are allocated on national level using the divisor method with standard truncation Sainte-Laguë/Schepers.

Constituencies The Federal Republic of Germany is not divided into constituencies for European elections. The territory of the Federal Republic of Germany is the electoral area, which shall be divided into polling districts for the casting of votes.

GREECE

Legal basis

Law 1180/81 on election of representatives to the European Parliament

Law 1427/84 on the exercise of the electoral rights of Greek nationals living in the EU.

Law 1443/1984 "Economic reinforcement of political parties and other provisions" (Official Government Gazette 73 Á) for voting etc.

Law 2196/94: Ratification of Council Directives 93/81 and 93/109

Law 3023/02: Financing of political parties by the government. Revenues and expenditures, promotion, publicity and financial audits of political parties and of parliamentary candidates (Official Government Gazette 146 Á) ,

Law 3216/03 Ratification of the Council Decision amending the election of Members of the European Parliament

Law 3671/2008 "Ratification of the Lisbon Treaty that modifies the Treaty for the European Union, the Treaty concerning the establishment of the European Community and certain related acts" (Official Government Gazette 129 Á)

Law 4090/2012 "... relevant to the accession of the Republic of Croatia to the European Union..."(Official Government Gazette 218 Á)

DP 96/2012 "Codification to a single text of the provisions of the legislation for the election of MEPs" (Official Government Gazette 57 Á)

DP 133/1997 "Exercise of the right to vote and to be elected... by citizens of the European Union..."(Official Government Gazette 121Á) for the incorporation of the Directive 94/80/EK into the National Law

Electoral system

Representation: Proportional representation (closed lists): Election of representatives to the European Parliament is made by a proportional system. Seats are allocated among all the lists of parties or coalitions of parties who obtain the 3% of the votes. The votes of Greeks living in other EU Member States are also counted.

Number of MEP's : 21

Allocation of seats: Proportional. The High Electoral Commission, based in the Interior Ministry, proclaims the results. The Courts of First Instance sends the results of each region to the Ministry. On that basis the High Electoral Commission draws up the final, overall table of results for the whole territory and then allocates the seats.

Constituencies: Single constituency

HUNGARY

Legal basis

The regulations concerning the right to vote are laid down by the Fundamental Law of Hungary.

Act XXXVI of 2013 regulates the electoral procedure.

The regulations of the substantive law concerning the elections to the European Parliament are established in the Act CXIII of 2003 on the Election of the Members of the European Parliament.

Act LVII of 2004 regulates the legal status of Hungarian Members of the European Parliament.

Act XXXVI of 2013

Act CXIII of 2003

Act LVII of 2004

Electoral system

Representations The election takes place in a proportional election system and list voting system procedure. Lists may be set up by political parties registered in compliance with the Act on the Operation and Financial Functioning of Political Parties. Only the lists that have won more votes than 5% of all the valid ballots cast on all the lists may be considered when awarding seats.

Number of MEPs 21 (2014-2019)

Allocation of seats The seats will be distributed according to the D'Hondt method. Voters will be voting for party lists; one citizen may vote for one list. Candidates in the list will win seats in the order originally notified registered by the party.

Constituencies The country will be considered as one constituency.

IRELAND

Legal basis

Governed by the Electoral Act 1992, the European Parliament Elections Acts 1997, the Electoral Act 1997, the Electoral (Amendment) Acts of 1998, 2001, 2002 and 2004, the European Parliament Elections (Amendment) Act 2004 and the European Parliament Elections (Amendment) Act 2014

Electoral system

General remarks A Constituency Commission was set up to examine how the European constituencies should be changed to take into account the reduction of Irish MEPs from 12 to 11 (Treaty of Nice provision, confirmed in the Lisbon Treaty). The Commission, which published its report in 2013, recommended that the existing four multi-member constituencies be reduced to three. There are now two four-member constituencies and one three-member constituency (see section on constituencies below).

Number of MEPs 11

Allocation of seats. The Single Transferable Vote (STV) method in multi-member constituencies is used. This system is quasi-proportional: votes cast + 1 = quota seats+1. Candidates are listed on the ballot paper in alphabetical order. Each voter casts his/her vote for one candidate and in addition indicates in order of preference the candidate(s) to whom his/her vote is to be transferred if the candidate of his/her first or subsequent choice has already reached the quota or has obtained too few votes and has thus been eliminated

A candidate is elected once he or she has reached the quota. Any votes accruing to a candidate in excess of the quota are redistributed on a proportional basis among the remaining candidates in accordance with the preferences expressed by the voters

Constituencies 3 constituencies (Dublin, Midlands-North-West, South). Dublin is the only constituency which maintains the same geographical area and number of MEPs. The new constituencies of Midlands-North-West and South now have four MEPs each. Midlands-North-West is comprised of the following counties: Cavan, Donegal, Galway, Kildare, Laois, Leitrim, Longford, Louth, Mayo, Meath, Monaghan, Offaly, Roscommon, Sligo and Westmeath; and the city of Galway. The South constituency is comprised of the following counties: Carlow, Clare, Cork, Kerry, Kilkenny, Limerick, North Tipperary, South Tipperary, Waterford, Wexford and Wicklow; and the cities of Cork, Limerick and Waterford.

ITALY

Legal basis

Law No 18 of 24 January 1979 as amended by Law No 10 of 20/02/2009.

Decree Law No 408 of 24/06/1994, converted in Law No 483 of 03/08/1994.

Law No 78 of 27 March 2004 and Law No 90 of 8 April 2004

Electoral system Italian voters elect 73 members of the European Parliament. The election is carried out with a proportional system and it is possible to cast preferential votes for individual candidates. The country is divided up into five constituencies: North West, North East, Centre, South, Islands. Each constituency elects a number of deputies proportional to the number of inhabitants resulting from the latest census returns. Seats are allocated to electoral districts by means of a Decree of the President of the Republic (DPR).

LATVIA

Legal basis

Law on Elections to the European Parliament

Electoral Register Law

Law on the Central Election Commission

Law on City and Municipality Election Commissions and Polling Station Commissions

The Law on Pre-election Campaign

Law on Financing of Political Organisations (parties)

Electoral system

Representations: Party list proportional representation. Every party or party unit submits a list of candidates

Number of MEPs: 8

Allocation of seats: MEP seats are allocated by a fixed proportionally applied voting system. Political parties that have received less than 5 % of submitted votes do not take part in the MEP allocation. Each party's MEPs are allocated by the Sainte-League method (division by successive odd numbers).

Constituencies: On 1 January 2013 the right to vote has 1 548 873 Latvian citizens. The Central Election Commission has no data of EU citizens residing in Latvia which have the right to vote. These data could be adjusted by information from the Office of Citizenship and Migration Affairs.

LITHUANIA

Legal basis

Law of the Republic of Lithuania on Elections to the European Parliament (12 November 2013)

Electoral system

Representations Electoral system with preferential voting, universal suffrage.

Number of MEPs: 11

Allocation of seats Lists gaining less than 5 % of the total votes cast are not entitled to parliamentary representation. Mandates for lists of candidates shall be distributed according to the number of votes received by each of them, applying the method of quotas and remainders.

Constituencies A single multi-member constituency shall be formed of the territory of Lithuania.

LUXEMBOURG

Legal basis

The electoral law of 18 February 2003 (as amended)

Electoral system

Representations The members of Parliament are elected by the list system, the distribution of MEPs to their respective list is proportional to the number of votes received by them.

Number of MEPs 6 members

Allocation of seats D'Hondt method. Each voter has the same number of votes as there are seats (six). Cross-party voting is permitted. A voter may also vote for an entire list, vote for candidates from more than one list, or choose individual candidates from a particular list. When a voter votes for an entire list consisting of fewer than six candidates, this list is credited with as many votes as there are candidates. No list may include more than six names. Seats are allocated on the basis of the number of votes obtained by the different candidates and lists.

Seats are allocated proportionally to the number of votes obtained by a candidate or a list.

Constituencies Luxembourg constitutes a single constituency.

MALTA

Legal basis

European Parliament Elections Act (2003)

General Elections Act (1991)

Electoral polling Ordinance (1939)

Constitution of Malta

Electoral system

Representations: Proportional representation by means of the single transferable vote system. No party lists.

Number of MEPs: 6

Allocation of seats: Through the system of single transferable vote. Voters express a preference by writing 1,2,3 etc next to the name of as many candidates as they wish (minimum one candidate). Candidates are listed by party and in alphabetical order.

Constituencies: A single national constituency. Candidates are elected when they obtain, in the first or subsequent counts, at least as many votes as the "quota" which is equal to 1/7th of the total number of valid votes cast plus one.

NETHERLANDS

Legal basis

Electoral Law (Kieswet) of 28 September 1989, Chapter V. Elections of the members of the European Parliament. Last update of Chapter V on 1 March 2004.

Electoral system

Representations Proportional representation on a national basis. No threshold.

Number of MEPs The number of Dutch MEPs will stay the same in 2014, namely 26.

Allocation of seats Methode d'Hondt. Preference voting.

Constituencies One.

POLAND

Legal basis

Act of 5 January, 2011 Election Code (Journal of Laws 31 January, 2011).

All the indications (Articles) in the text below make reference to the Act of 5 January, 2011 Election Code (Journal of Laws 31 January, 2011)

Electoral system

Representations Proportional

Number of MEPs 51

Allocation of seats After receiving the results of the vote from all electoral constituencies the National Electoral Commission shall determine, by the d'Hondt's method, the aggregate results of voting across the nation and which of the lists meet the requirements for entitlement to participate in the allocation of seats, and then it shall divide all the seats, using the Hare-Niemeyer's method, among election committees in accordance with the aggregate number of valid votes cast for constituency lists of the respective election committee, and shall proceed to establish the number of seats among each of the constituency lists of each election committee which has gained the seats, and to distribute the seats to specific candidates. Art.354

Constituencies 13

- **Constituency No 1** - covers the territory of the Pomorskie Voivodeship
The location of the Constituency Electoral Commission: Gdańsk

- **Constituency No 2** - covers the territory of the Kujawsko-Pomorskie Voivodeship
The location of the Constituency Electoral Commission: Bydgoszcz
- **Constituency No 3** - covers the territory of the Podlaskie and Warmińsko-Mazurskie Voivodeship
The location of the Constituency Electoral Commission: Olsztyn
- **Constituency No 4** - covers the territory of part of the Mazowieckie Voivodeship: Capital City of Warszawa and following districts (powiats): grodziski, legionowski, nowodworski, otwocki, piaseczyński, pruszkowski, warszawski zachodni i wołomiński.
The location of the Constituency Electoral Commission: Warszawa
- **Constituency No 5** - covers the territory of part of the Mazowieckie Voivodeship: the following districts (powiats): ciechanowski, gostyniński, mławski, płocki, płoński, przasnyski, sierpacki, sochaczewski, żuromiński, żyrardowski, białobrzegi, grójecki, kozienicki, lipski, przysuski, radomski, szydlowiecki, zwoleniński, garwoliński, łosicki, makowski, miński, ostrołęcki, ostrowski, pułtuski, siedlecki, sokołowski, węgrowski, wyszkowski and the cities of Płock, Radom, Ostrołęka and Siedlce.
The location of the Constituency Electoral Commission: Warszawa
- **Constituency No 6** - covers the territory of the Łódzkie Voivodeship
The location of the Constituency Electoral Commission: Łódź
- **Constituency No 7** - covers the territory of the Wielkopolskie Voivodeship
The location of the Constituency Electoral Commission: Poznań
- **Constituency No 8** - covers the territory of the Lubelskie Voivodeship
The location of the Constituency Electoral Commission: Lublin
- **Constituency No 9** - covers the territory of the Podkarpackie Voivodeship
The location of the Constituency Electoral Commission: Rzeszów
- **Constituency No 10** - covers the territory of the Małopolskie and Świętokrzyskie Voivodeship
The location of the Constituency Electoral Commission: Kraków
- **Constituency No 11** - covers the territory of the Śląskie Voivodeship
The location of the Constituency Electoral Commission: Katowice
- **Constituency No 12** - covers the territory of the Dolnośląskie and Opolskie Voivodeship
The location of the Constituency Electoral Commission: Wrocław
- **Constituency No 13** - covers the territory of the Lubuskie and Zachodniopomorskie Voivodeship
The location of the Constituency Electoral Commission: Gorzów Wielkopolski

PORTUGAL

Legal basis

- European Parliamentary Elections Act, Law No 14/87, 29 April 1987 (as amended by Law No 4/94, 9 March, Organic Law No 1/99, 22 June, Organic Law No 1/2005, 5 January, and Organic Law No 1/2011, 30 November);
- act concerning the election of the representatives of the European Parliament by direct universal suffrage as amended by a Council decision of 25 June 2002 and 23 September 2002;
- electoral law of the Assembly of the Portuguese Republic, Law No 14/79, of 16 May.

Directive 93/109/EC, 6 December 1993, laying down detailed arrangements for the exercise of the right to vote and stand as a candidate in elections to the European Parliament for citizens of the Union residing in a Member State of which they are not nationals.

Electoral system

A single constituency Pursuant to Article 2 of the European Parliamentary Elections Act, Law No 14/87, 29 April (as amended by Law No 4/94, 9 March, Organic Law No 1/99, 22 June, Organic Law No 1/2005, 5 January, and Organic Law No 1/2011, 30 November).

Ordered list system of proportional representation Using the d'Hondt method.

ROMANIA

Legal basis

Law 33 of 16 January 2007, republished

Government Ordinances for amendments (OUG 1/2007; OUG 8/2007; OUG 84/2007/, OUG 11/2009, OUG 55/2009)

Electoral system

Representations Proportional representation, closed lists (supported by 200.000 signatures) and non-affiliated candidates (supported by 100.000 signatures), at national level. Maximum 10 candidates more than the number of seats assigned to Romania can be on the list (35 places - 45 candidates on the list).

Number of MEPs 32 (in 2009 - 33, in 2007 - 355)

Allocation of seats two stages (carried out by the Central Electoral Bureau):

- a. Calculation of electoral threshold and the national electoral coefficient - > decreasing order of the political entities according to the number of valid votes cast.
- b. Allocation of mandates for the selected lists within the national circumscription through the d'Hondt method.

Constituencies one country = one constituency

SLOVAKIA

Legal basis

The European Parliament Elections Act Nr. 331/2003 was adopted on the 10 July 2003 and amended by laws Nr. 515/2003 , 324/2004, 464/2005, 445/2008, 599/2008, findings of Constitutional Court of Slovak Republic Nr, 126/2009 and laws Nr. 58/2010 and 204/2011.

Electoral system

Representations: Proportional representation system is used.

Number of MEPs: According to the current text of the law, 13 MEPs will be elected.

Allocation of seats: Mandates are allocated only to parties or coalitions which have passed over the 5 percent threshold from overall number of valid votes. Sum of valid votes for parties or coalitions that are proceeding to the second counting is divided by number of mandates plus one. The result is a republic vote number. Sum of valid votes that the political party or coalition received is divided by the republic vote number and political parties or coalitions will get mandates depending on how many times this vote number is included in all valid votes received by this political party or coalition. If there is one additional mandate assigned by this system than it should be, this extra mandate will be deducted from political party or coalition that shows the smallest division residual . If there are more political parties or coalitions with equal residuals, the mandate is deducted from the political party or coalition that received lower number of votes. If the number of votes is equal, lots will be cast. Voters can attribute preferential votes to 2 candidates of one party or coalition.

Constituencies: For the purpose of European Parliament Election, the whole territory of Slovakia represents one constituency.

SLOVENIA

Legal basis

Election of the deputies from Republic of Slovenia to the European Parliament Act - official consolidated version (ZVPEP-UPB1, Official Gazette of RS, No. 40/2004)

Act amending the Election of the deputies from Republic of Slovenia to the European Parliament Act (ZVPEP-B, Official Gazette of RS, No. 109/2009)

Law on Elections to the National Assembly - Official consolidated version (ZVDZ-UPB1, Off. Gazette of RS, No. 109/2006)

Law on Elections and Referendum Campaign, ZVRK, Official Gazette of RS, 1/07 str. 1

Law on the Register of the Voting Rights - Official consolidated version (ZEVP-1-UPB1), Official Gazette of RS, 1/07 str. 141/2007

Decision finding that the second paragraph of Article 5 of the Law on Elections and Referenda Campaigns Act is inconsistent with the Constitution, Official Gazette of RS, No 28/2011

Electoral system

Representations Proportional representation with preference voting.

Number of MEPs 8

Allocation of seats D'Hondt system.

Constituencies Slovenia is one constituency.

SPAIN

Legal basis

- ORGANIC LAW 5/1985 OF 19 JUNE (GENERAL ELECTORAL ACT) . (Spanish Official Gazette (BOE) No 147, 20 June), as amended by Organic Law 1/1987 of 2 April (BOE No 80, 3 April), Organic Law 8/1991 of 13 March (BOE No 63, 14 March), Organic Law 6/1992 of 2 November (BOE No 264, 3 November), Organic Law 13/1994 of 30 March (BOE No 77, 31 March), Organic Law 3/1995 of 23 March (BOE No 71, 24 March), Organic Law 1/1997 of 30 May (BOE No 130, 31 May), Organic Law 3/1998 of 15 June (BOE No 143, 16 June), Organic Law 8/1999 of 21 April (BOE No 96, 22 April), Organic Law 6/2002 of 27 June (BOE No 154, 28 June), Organic Law 1/2003 of 10 March (BOE No 60, 11 March), Organic Law 16/2003 of 28 November (BOE No 286, 29 November), Organic Law 3/2007 of 22 March (BOE No 71, 23 March), and Organic Law 9/2007 of 8 October (BOE No 242, 9 October).

- Royal decree 605/1999 of 16 April, supplementing the rules on electoral procedures (boe no 92, 17 april), as amended by royal decree 1382/2002 of 20 December (boe no 305, 21 December).

- ROYAL DECREE 1612/2007 of 7 December on an accessible voting procedure to help visually impaired people exercise their right to vote.

- ROYAL DECREE 1621/2007 of 7 December on a voting procedure for Spanish citizens who are temporarily resident abroad.

- ROYAL DECREE 422/2011 of 25 March approving the Regulation on the basic conditions for the participation of people with disabilities in political life and in electoral procedures.

Electoral system

Representation: Representative system, national constituency, closed and blocked lists.

Number of MEPs: 54.

Allocation of seats: A D'Hondt-style proportional system is used.

Constituencies: The constituency for the election of MEPs is the national territory

SWEDEN

Legal basis

SFS 2005:837

Electoral system

Number of MEPs 20

Allocation of seats To qualify for the allocation of seats, parties must obtain at least 4% of the total number of votes cast. The number of personal votes shall be determined only for candidates who have had specific personal votes corresponding to at least 5 per cent of the number of votes that his/her party received in the constituency.

Constituencies The whole of Sweden is one constituency.

UK

Legal basis

European Parliamentary Elections Act 1978

European Parliamentary (Elections) Act 1999

Political Parties, Elections and Referendums Act 2000

European Parliamentary Elections Act 2002

European Parliament (Representation) Act 2003

European Parliamentary and Local Elections (Pilots) Act 2004

Representation of the People Act (various dates)

European Parliamentary (Amendment) Regulations 2009

European Parliamentary Elections (Northern Ireland) (Amendment) Regulations 2010

Electoral system

Representations: Closed regional list system, distribution by D'Hondt system. (in Northern Ireland: Single Transferable Vote system)

Number of MEPs: 73

Allocation of seats: By region (minimum 3 seats)

Constituencies: Scotland, Wales, Northern Ireland, 9 English regions: Eastern, East Midlands, London, North East, North West, South East, South West, West Midlands, Yorkshire and Humberside

ANNEX III: SAMPLE BALLOTS

AUSTRIA

Amtlicher Stimmzettel

für die

**Wahl der österreichischen Mitglieder
des Europäischen Parlaments**

am 25. Mai 2014

Liste Nr.	Für die gewählte Partei im Kreis ein X einsetzen!	Kurzbezeichnung	Parteibezeichnung	Bezeichnung eines Bewerbers oder einer Bewerberin (Name und/oder Reihungsnummer) durch den Wähler oder durch die Wählerin
1	<input type="radio"/>	ÖVP	Österreichische Volkspartei – Liste Othmar Karas	
2	<input type="radio"/>	SPÖ	Sozialdemokratische Partei Österreichs	
3			leer	
4	<input type="radio"/>	FPÖ	Freiheitliche Partei Österreichs (FPÖ) – Die Freiheitlichen	
5	<input type="radio"/>	GRÜN	Die Grünen – Die Grüne Alternative	
6	<input type="radio"/>	BZÖ	BZÖ – Liste Mag. Werthmann	
7	<input type="radio"/>	NEOS	NEOS Das Neue Österreich und Liberales Forum	
8	<input type="radio"/>	REKOS	Die Reformkonservativen – Liste Ewald Stadler	
9	<input type="radio"/>	ANDERS	Europa Anders – KPÖ, Piratenpartei, Wandel und Unabhängige	
10	<input type="radio"/>	EUSTOP	EU-Austritt, Direkte Demokratie, Neutralität (EU-Stop)	

BELGIUM

VERKIEZING VAN HET EUROPESE PARLEMENT

VAN 25 MEI 2014

VLAAMSE KIESKRING

2

GROEN

3

VLAAMS BELANG

7

open Mtd

12

sp.a

13

N-VA

15

CDU

17

pvdA+

2 GROEN		3 VLAAMS BELANG		7 open Mtd		12 sp.a		13 N-VA		15 CDU		17 pvdA+			
1	STAES Bart	1	ANDEMANS Gerit	1	VENOFSTADT Guy	1	VAN BREMPT Kathleen	1	VW OORTVELDT Johan	1	THYSSEN Marlène	1	JOYE Tim		
2	DE SUTTER Pieter	2	DE BONTI Rita	2	MEYTS Roseline	2	EL KHADRAOUI Saïd	2	STIEGERS Pieter	2	BELLE VO	2	NELPOULOT Yves		
3	SIFFER Sjoen	3	DE MAN Filip	3	GILLIENS Karim	3	SEL PE Mohamed	3	DEMEGHEMER Mich	3	WANGKRE Sjoen	3	DE CLEERCK Marie	3	FONTYNE Tony
4	ABBAJ Malik	4	VOUDQ Marilène	4	DE BLESKER Erik	4	BALTHAZAR Tom	4	DE LAMBE	4	DE CLEERCK Marie	4	WANGKRE Marie	4	WANGKRE Marie
5	REKLAINT Sofie	5	WYHERSCH Frans	5	LENSSEN Luc	5	DOMS Sofie	5	WANDERFEEGER Marc	5	BOUYE Eric	5	BOUYE Eric	5	ALLI Mohamed
6	KASSTI Inez	6	FANES Marleen	6	VAN DAMME Eric	6	SOMERS Mathias	6	MOONS Jan	6	TINDEMANS Erik	6	TINDEMANS Erik	6	PUZZELLO Luc
7	WANGKRE Erik	7	MEÏSS Paul	7	BROEDERS Karim	7	MERTS Samira	7	MAMES Catherine	7	LEON Mustafa	7	LEON Mustafa	7	JESPERS Raf
8	DE PRINS Thomas	8	VEREYB Mia	8	VANWYERSMISEN Stijn	8	BILCO Houda	8	VAN HOOTEGEM Miriam	8	SEVENANS Patrick	8	SEVENANS Patrick	8	PEETERS Laurent
9	VAN DIERICKEN Hugo	9	VAN ROZEL Pieter	9	MERTENS Marlene	9	DROZDOK Vera	9	JASSINC-WANKEPPE Simone	9	DE KOYGER Jan	9	DE KOYGER Jan	9	WEYTS Thomas
10	OKEMWA Sarah	10	ARMEROTTO Miriam	10	DE ROECK Jozef	10	MEERT Lieve	10	ROT DARDU Nicolas	10	HERMANS Jo	10	HERMANS Jo	10	WEELJENS Scott
11	WAEKE Corine	11	DE MEY Romy	11	DE GUYEN Stijn	11	VAN DER WILDT Fabry	11	STORME Marianne	11	COUCKYDT Eddy	11	COUCKYDT Eddy	11	WALGRAVE Hani
12	PROFFOOST Anne	12	DEWINTER Karolien	12	DE GUCHT Karel	12	VAN LANCORST Eddy	12	DESCHEREAUCHEUX Marc	12	VAN DERWINDT Karolien	12	VAN DERWINDT Karolien	12	SCOTTE Jean
OPVOLGERS		OPVOLGERS		OPVOLGERS		OPVOLGERS		OPVOLGERS		OPVOLGERS		OPVOLGERS			
1	HOLMANS Erik	1	VAN RODY Sam	1	DE BACKER Philippe	1	MULTON Rick	1	LODRES Sander	1	WANGKREKOLARIN Tom	1	WANGKREKOLARIN Tom	1	COTTIERER Jo
2	DEBAGRE Eric	2	SAVINY Elise	2	VANMANS Rick	2	BLINSE Jozef	2	VAN ROSSDORT Patrick	2	NEVEN Marleen	2	NEVEN Marleen	2	VERSPREET Marleen
3	WIDONEN Frank	3	WANDERBERGHE Rini	3	WIENACK Lieve	3	WANDERBERGHE Pieter	3	PACKET Rudi	3	VAN DESSEL Luc	3	VAN DESSEL Luc	3	WIMANTS Olivier
4	PLATEAU Evg	4	MOTTEN Nadine	4	CHERINGS Moniek	4	PRETZIOS Emiel	4	VAN DER BROECK Ann-Sophie	4	LANOÏT Sofie	4	LANOÏT Sofie	4	VAN DE VEN Miriam
5	ASLAK Priscilla	5	VAN DEN HELMERSKAMP Jozef	5	VANDERBERGHT Stijn	5	VERDUYCKT Koen	5	STASSLINS Koen	5	CALLUWE Lucine	5	CALLUWE Lucine	5	DEGAARD Tjibbe
6	DAMBUSZ Fibi	6	DE LOBEL Hilde	6	MIGAN TORRELLER Pedro	6	LAMAS SANCHEZ Patricia	6	MUTHAMARY Laurette	6	VAN GEL Christina	6	VAN GEL Christina	6	VAN CROMBRUGGE Luc
7	WITTEBOLLE Jeroen	7	VAN NEUVINCHEM Luk	7	TIEBLOUW Jeroen	7	KILIC Husein	7	VAN HOFFEN Tom	7	BREYNE Paul	7	BREYNE Paul	7	HOEBKE Jeroen

ELECTION DU PARLEMENT EUROPEEN DU 25 MAI 2014 CIRCONSCRIPTION ELECTORALE WALLONNE

1

MR

6

FD.F

9

ECOLO

10

PS

14

CDH

16

PARTI POPULAIRE

18

plb-go!

20

STAND UP U.S.E.

22

MG

24

VEGA

26

LA DROITE

28

DEBOUT LES BELGES

1 MR		6 FD.F		9 ECOLO		10 PS		14 CDH		16 PARTI POPULAIRE		18 plb-go!		20 STAND UP U.S.E.		22 MG		24 VEGA		26 LA DROITE		28 DEBOUT LES BELGES																	
1	MEHLEN Luc	1	CESTANI Corine	1	LAMBERTY Philippe	1	JASSA Jean	1	FRANCOIS Jean	1	TRILLIARD Jean	1	HEGHE Jacques	1	HEAL Simon	1	BARBARO Daniel	1	RECHRY Thomas	1	WILLOU Jean	1	WILLOU Jean	1	LADURONNE Jean-Louis														
2	PIET Philippe	2	CECCHI Michel	2	FRANCOIS Corinne	2	FRANCOIS Michel	2	FRANCOIS Michel	2	FRANCOIS Michel	2	FRANCOIS Michel	2	FRANCOIS Michel	2	FRANCOIS Michel	2	FRANCOIS Michel	2	FRANCOIS Michel	2	FRANCOIS Michel	2	FRANCOIS Michel	2	FRANCOIS Michel												
3	FRANCOIS Michel	3	FRANCOIS Michel	3	FRANCOIS Michel	3	FRANCOIS Michel	3	FRANCOIS Michel	3	FRANCOIS Michel	3	FRANCOIS Michel	3	FRANCOIS Michel	3	FRANCOIS Michel	3	FRANCOIS Michel	3	FRANCOIS Michel	3	FRANCOIS Michel	3	FRANCOIS Michel	3	FRANCOIS Michel	3	FRANCOIS Michel										
4	FRANCOIS Michel	4	FRANCOIS Michel	4	FRANCOIS Michel	4	FRANCOIS Michel	4	FRANCOIS Michel	4	FRANCOIS Michel	4	FRANCOIS Michel	4	FRANCOIS Michel	4	FRANCOIS Michel	4	FRANCOIS Michel	4	FRANCOIS Michel	4	FRANCOIS Michel	4	FRANCOIS Michel	4	FRANCOIS Michel	4	FRANCOIS Michel	4	FRANCOIS Michel								
5	FRANCOIS Michel	5	FRANCOIS Michel	5	FRANCOIS Michel	5	FRANCOIS Michel	5	FRANCOIS Michel	5	FRANCOIS Michel	5	FRANCOIS Michel	5	FRANCOIS Michel	5	FRANCOIS Michel	5	FRANCOIS Michel	5	FRANCOIS Michel	5	FRANCOIS Michel	5	FRANCOIS Michel	5	FRANCOIS Michel	5	FRANCOIS Michel	5	FRANCOIS Michel								
6	FRANCOIS Michel	6	FRANCOIS Michel	6	FRANCOIS Michel	6	FRANCOIS Michel	6	FRANCOIS Michel	6	FRANCOIS Michel	6	FRANCOIS Michel	6	FRANCOIS Michel	6	FRANCOIS Michel	6	FRANCOIS Michel	6	FRANCOIS Michel	6	FRANCOIS Michel	6	FRANCOIS Michel	6	FRANCOIS Michel	6	FRANCOIS Michel	6	FRANCOIS Michel	6	FRANCOIS Michel						
7	FRANCOIS Michel	7	FRANCOIS Michel	7	FRANCOIS Michel	7	FRANCOIS Michel	7	FRANCOIS Michel	7	FRANCOIS Michel	7	FRANCOIS Michel	7	FRANCOIS Michel	7	FRANCOIS Michel	7	FRANCOIS Michel	7	FRANCOIS Michel	7	FRANCOIS Michel	7	FRANCOIS Michel	7	FRANCOIS Michel	7	FRANCOIS Michel	7	FRANCOIS Michel	7	FRANCOIS Michel						
8	FRANCOIS Michel	8	FRANCOIS Michel	8	FRANCOIS Michel	8	FRANCOIS Michel	8	FRANCOIS Michel	8	FRANCOIS Michel	8	FRANCOIS Michel	8	FRANCOIS Michel	8	FRANCOIS Michel	8	FRANCOIS Michel	8	FRANCOIS Michel	8	FRANCOIS Michel	8	FRANCOIS Michel	8	FRANCOIS Michel	8	FRANCOIS Michel	8	FRANCOIS Michel	8	FRANCOIS Michel	8	FRANCOIS Michel				
9	FRANCOIS Michel	9	FRANCOIS Michel	9	FRANCOIS Michel	9	FRANCOIS Michel	9	FRANCOIS Michel	9	FRANCOIS Michel	9	FRANCOIS Michel	9	FRANCOIS Michel	9	FRANCOIS Michel	9	FRANCOIS Michel	9	FRANCOIS Michel	9	FRANCOIS Michel	9	FRANCOIS Michel	9	FRANCOIS Michel	9	FRANCOIS Michel	9	FRANCOIS Michel	9	FRANCOIS Michel	9	FRANCOIS Michel				
10	FRANCOIS Michel	10	FRANCOIS Michel	10	FRANCOIS Michel	10	FRANCOIS Michel	10	FRANCOIS Michel	10	FRANCOIS Michel	10	FRANCOIS Michel	10	FRANCOIS Michel	10	FRANCOIS Michel	10	FRANCOIS Michel	10	FRANCOIS Michel	10	FRANCOIS Michel	10	FRANCOIS Michel	10	FRANCOIS Michel	10	FRANCOIS Michel	10	FRANCOIS Michel	10	FRANCOIS Michel	10	FRANCOIS Michel				
11	FRANCOIS Michel	11	FRANCOIS Michel	11	FRANCOIS Michel	11	FRANCOIS Michel	11	FRANCOIS Michel	11	FRANCOIS Michel	11	FRANCOIS Michel	11	FRANCOIS Michel	11	FRANCOIS Michel	11	FRANCOIS Michel	11	FRANCOIS Michel	11	FRANCOIS Michel	11	FRANCOIS Michel	11	FRANCOIS Michel	11	FRANCOIS Michel	11	FRANCOIS Michel	11	FRANCOIS Michel	11	FRANCOIS Michel				
12	FRANCOIS Michel	12	FRANCOIS Michel	12	FRANCOIS Michel	12	FRANCOIS Michel	12	FRANCOIS Michel	12	FRANCOIS Michel	12	FRANCOIS Michel	12	FRANCOIS Michel	12	FRANCOIS Michel	12	FRANCOIS Michel	12	FRANCOIS Michel	12	FRANCOIS Michel	12	FRANCOIS Michel	12	FRANCOIS Michel	12	FRANCOIS Michel	12	FRANCOIS Michel	12	FRANCOIS Michel	12	FRANCOIS Michel	12	FRANCOIS Michel		
13	FRANCOIS Michel	13	FRANCOIS Michel	13	FRANCOIS Michel	13	FRANCOIS Michel	13	FRANCOIS Michel	13	FRANCOIS Michel	13	FRANCOIS Michel	13	FRANCOIS Michel	13	FRANCOIS Michel	13	FRANCOIS Michel	13	FRANCOIS Michel	13	FRANCOIS Michel	13	FRANCOIS Michel	13	FRANCOIS Michel	13	FRANCOIS Michel	13	FRANCOIS Michel	13	FRANCOIS Michel	13	FRANCOIS Michel	13	FRANCOIS Michel		
14	FRANCOIS Michel	14	FRANCOIS Michel	14	FRANCOIS Michel	14	FRANCOIS Michel	14	FRANCOIS Michel	14	FRANCOIS Michel	14	FRANCOIS Michel	14	FRANCOIS Michel	14	FRANCOIS Michel	14	FRANCOIS Michel	14	FRANCOIS Michel	14	FRANCOIS Michel	14	FRANCOIS Michel	14	FRANCOIS Michel	14	FRANCOIS Michel	14	FRANCOIS Michel	14	FRANCOIS Michel	14	FRANCOIS Michel	14	FRANCOIS Michel		
15	FRANCOIS Michel	15	FRANCOIS Michel	15	FRANCOIS Michel	15	FRANCOIS Michel	15	FRANCOIS Michel	15	FRANCOIS Michel	15	FRANCOIS Michel	15	FRANCOIS Michel	15	FRANCOIS Michel	15	FRANCOIS Michel	15	FRANCOIS Michel	15	FRANCOIS Michel	15	FRANCOIS Michel	15	FRANCOIS Michel	15	FRANCOIS Michel	15	FRANCOIS Michel	15	FRANCOIS Michel	15	FRANCOIS Michel	15	FRANCOIS Michel		
16	FRANCOIS Michel	16	FRANCOIS Michel	16	FRANCOIS Michel	16	FRANCOIS Michel	16	FRANCOIS Michel	16	FRANCOIS Michel	16	FRANCOIS Michel	16	FRANCOIS Michel	16	FRANCOIS Michel	16	FRANCOIS Michel	16	FRANCOIS Michel	16	FRANCOIS Michel	16	FRANCOIS Michel	16	FRANCOIS Michel	16	FRANCOIS Michel	16	FRANCOIS Michel	16	FRANCOIS Michel	16	FRANCOIS Michel	16	FRANCOIS Michel		
17	FRANCOIS Michel	17	FRANCOIS Michel	17	FRANCOIS Michel	17	FRANCOIS Michel	17	FRANCOIS Michel	17	FRANCOIS Michel	17	FRANCOIS Michel	17	FRANCOIS Michel	17	FRANCOIS Michel	17	FRANCOIS Michel	17	FRANCOIS Michel	17	FRANCOIS Michel	17	FRANCOIS Michel	17	FRANCOIS Michel	17	FRANCOIS Michel	17	FRANCOIS Michel	17	FRANCOIS Michel	17	FRANCOIS Michel	17	FRANCOIS Michel		
18	FRANCOIS Michel	18	FRANCOIS Michel	18	FRANCOIS Michel	18	FRANCOIS Michel	18	FRANCOIS Michel	18	FRANCOIS Michel	18	FRANCOIS Michel	18	FRANCOIS Michel	18	FRANCOIS Michel	18	FRANCOIS Michel	18	FRANCOIS Michel	18	FRANCOIS Michel	18	FRANCOIS Michel	18	FRANCOIS Michel	18	FRANCOIS Michel	18	FRANCOIS Michel	18	FRANCOIS Michel	18	FRANCOIS Michel	18	FRANCOIS Michel		
19	FRANCOIS Michel	19	FRANCOIS Michel	19	FRANCOIS Michel	19	FRANCOIS Michel	19	FRANCOIS Michel	19	FRANCOIS Michel	19	FRANCOIS Michel	19	FRANCOIS Michel	19	FRANCOIS Michel	19	FRANCOIS Michel	19	FRANCOIS Michel	19	FRANCOIS Michel	19	FRANCOIS Michel	19	FRANCOIS Michel	19	FRANCOIS Michel	19	FRANCOIS Michel	19	FRANCOIS Michel	19	FRANCOIS Michel	19	FRANCOIS Michel		
20	FRANCOIS Michel	20	FRANCOIS Michel	20	FRANCOIS Michel	20	FRANCOIS Michel	20	FRANCOIS Michel	20	FRANCOIS Michel	20	FRANCOIS Michel	20	FRANCOIS Michel	20	FRANCOIS Michel	20	FRANCOIS Michel	20	FRANCOIS Michel	20	FRANCOIS Michel	20	FRANCOIS Michel	20	FRANCOIS Michel	20	FRANCOIS Michel	20	FRANCOIS Michel	20	FRANCOIS Michel	20	FRANCOIS Michel	20	FRANCOIS Michel		
21	FRANCOIS Michel	21	FRANCOIS Michel	21	FRANCOIS Michel	21	FRANCOIS Michel	21	FRANCOIS Michel	21	FRANCOIS Michel	21	FRANCOIS Michel	21	FRANCOIS Michel	21	FRANCOIS Michel	21	FRANCOIS Michel	21	FRANCOIS Michel	21	FRANCOIS Michel	21	FRANCOIS Michel	21	FRANCOIS Michel	21	FRANCOIS Michel	21	FRANCOIS Michel	21	FRANCOIS Michel	21	FRANCOIS Michel	21	FRANCOIS Michel		
22	FRANCOIS Michel	22	FRANCOIS Michel	22	FRANCOIS Michel	22	FRANCOIS Michel	22	FRANCOIS Michel	22	FRANCOIS Michel	22	FRANCOIS Michel	22	FRANCOIS Michel	22	FRANCOIS Michel	22	FRANCOIS Michel	22	FRANCOIS Michel	22	FRANCOIS Michel	22	FRANCOIS Michel	22	FRANCOIS Michel	22	FRANCOIS Michel	22	FRANCOIS Michel	22	FRANCOIS Michel	22	FRANCOIS Michel	22	FRANCOIS Michel	22	FRANCOIS Michel
23	FRANCOIS Michel	23	FRANCOIS Michel	23	FRANCOIS Michel	23	FRANCOIS Michel	23	FRANCOIS Michel	23	FRANCOIS Michel	23	FRANCOIS Michel	23	FRANCOIS Michel	23	FRANCOIS Michel	23	FRANCOIS Michel	23	FRANCOIS Michel	23	FRANCOIS Michel	23	FRANCOIS Michel	23	FRANCOIS Michel	23	FRANCOIS Michel	23	FRANCOIS Michel	23	FRANCOIS Michel	23	FRANCOIS Michel	23	FRANCOIS Michel	23	FRANCOIS Michel
24	FRANCOIS Michel	24	FRANCOIS Michel	24	FRANCOIS Michel	24	FRANCOIS Michel	24	FRANCOIS Michel	24	FRANCOIS Michel	24	FRANCOIS Michel	24	FRANCOIS Michel	24	FRANCOIS Michel	24	FRANCOIS Michel	24	FRANCOIS Michel	24	FRANCOIS Michel	24	FRANCOIS Michel	24	FRANCOIS Michel	24	FRANCOIS Michel	24	FRANCOIS Michel	24	FRANCOIS Michel	24	FRANCOIS Michel	24	FRANCOIS Michel	24	FRANCOIS Michel
25	FRANCOIS Michel	25	FRANCOIS Michel	25	FRANCOIS Michel	25	FRANCOIS Michel	25	FRANCOIS Michel	25	FRANCOIS Michel	25	FRANCOIS Michel	25	FRANCOIS Michel	25	FRANCOIS Michel	25	FRANCOIS Michel	25	FRANCOIS Michel	25	FRANCOIS Michel	25	FRANCOIS Michel	25	FRANCOIS Michel	25	FRANCOIS Michel	25	FRANCOIS Michel	25	FRANCOIS Michel	25	FRANCOIS Michel	25	FRANCOIS Michel	25	FRANCOIS Michel
26	FRANCOIS Michel	26	FRANCOIS Michel	26	FRANCOIS Michel																																		

BULGARIA

Приложение № 91

XX РАЙОН XXXXXXXXXXXX		000001
ИЗБОРИ ЗА ЧЛЕНОВЕ НА ЕВРОПЕЙСКИЯ ПАРЛАМЕНТ ОТ РЕПУБЛИКА БЪЛГАРИЯ		
XX РАЙОН XXXXXXXXXXXX		
		Предпочитания /преференции/
1 <i>(наименование на партия/коалиция)</i>	1 2 3 4
2 <i>(наименование на партия/коалиция)</i>	5 6 7 8
3 - „независим“ <i>(собствено бащино, фамилно име на кандидата)</i>	9 10 11 12
...		13 14 15 16
...		17

CROATIA

GLASAČKI LISTIĆ

ZA IZBOR ČLANICA/ČLANOVA U EUROPSKI PARLAMENT IZ REPUBLIKE HRVATSKE

<p>1. AKBESKA DEMOKRAČIJA - AKBESKA</p> <p>1. ZELJKA IELAS 2. mrsc. MAJA VUJANIĆ, prof. 3. ROMANA VINDOLJAK, prof. 4. VLADIMIR KONEČNY, prof. 5. RADOJKA MALEŠEVIĆ-STELIĆ, prof.drsc. 6. DAVORIN MELANOVIĆ, prof. 7. SAMIR MAČEŠIĆ, ing. 8. DARJA VEŠIĆ 9. BILKA MARJETIĆ, dr.sc. 10. ERNEŠT SENGELAREVIĆ 11. VLADIMIR PAVLETIĆ, dr.sc. 12. DR. sc. ZORAN ĐOKIĆ</p>	<p>2. AKCIJA MLADI - AM</p> <p>1. ANTE RUBEŠA 2. SANJA SLAVIĆ 3. MARIJO LOZANIĆ 4. DARJAN BUKVIĆ 5. IREB CAROLINA TICHI 6. IVANA MARJETIĆ 7. MARIJANA BOTOČ 8. TOMELAV MARIĆ 9. SANJA FRANKIJA 10. VEDROSLAV RUBEŠA 11. ANĐEJKO HRIBIČIĆ</p>	<p>3. AUTONITNA HRVATSKA STRANKA PRAVO - AHP</p> <p>1. DRAŽEN KELEMENIĆ 2. IVANA LUČIĆ 3. IVANA PAVLEVIĆ, prof. 4. DAMEK JAKELIĆ 5. MARIJO MATIJEVIĆ 6. MELANI BREGUŠA 7. MARIJA KOVALIČKAREMOVIĆ, prof. 8. DARIKO KOVAČIĆ 9. STjepan KAPUŠIĆ 10. VLADIMIR KNEŽEVIĆ 11. DENIS SEBELEŽ</p>	<p>4. DEMOKRATSKO PRAVO - DPA</p> <p>1. DARIKO DROUPELIĆ 2. STjepan KRUMARIĆ, dr.sc. 3. IVANA KALINARIĆ, prof.drsc. 4. ZELJKA PETRIČKOVAČIĆ, dr.sc. 5. DAVORIN HORVATIĆ, mag.ing. 6. MARIJO DAMJANIĆ, mag.ing. 7. VLADIMIR PELELIĆ, dr.sc. 8. NENAD GAJDEK, mag.ing. 9. JOSEF GALIĆ, dr.sc. 10. JASNA FERENČIĆ VRSKIĆ, dr.sc. 11. MATIJA MARJETIĆ</p>	<p>5. DEMOKRATSKA STRANKA ŽENA - DSD HRVATSKA STRANKA NEZAVISNIH IZBORNIKA ZA EUROPSKI PARLAMENT - HSE</p> <p>1. MARIJA BILJEVIĆ 2. mrsc. VIKTOR MELANOVIĆ, dr.sc. 3. BILKA BEBROVIĆ 4. PETAR ČOJEVIĆ, mag.ing. 5. MARIJA JAKOVIĆ, dr.sc. 6. DARIKO BARIČIĆ, prof.drsc. 7. mrsc. IREBA ŠTEFIĆ 8. ADEPTINA HRVAT 9. KATARINA BUKIĆ 10. JOVANA KARLOVIĆ 11. ZAHAR KURBAČIĆ, dr.sc.</p>	<p>6. HRVATSKA DEMOKRATSKA ZAJEDNICA - HDZ HRVATSKA STRANKA ŽENA - HSE HRVATSKA STRANKA NEZAVISNIH IZBORNIKA ZA EUROPSKI PARLAMENT - HSE HRVATSKA STRANKA ŽENA - HDZ HRVATSKA STRANKA NEZAVISNIH IZBORNIKA ZA EUROPSKI PARLAMENT - HSE</p> <p>1. mrsc. ANĐEJKO FERENČIĆ 2. DUBRAVKA SUČIĆ 3. mrsc. IVANA MARJETIĆ 4. DAVORIN ŠTER 5. MARIJANA PETER 6. ROLDO TOMIČIĆ 7. MIKA TOČIĆ 8. IVANA TERPIĆ 9. ZELJANA ŽIVKOVIĆ 10. IVANA ŠABLIĆ 11. MELJOU ŠIPIĆ</p>	<p>7. HRVATSKA KROMIČKA STRANKA - HKS</p> <p>1. MARIJO NOVOSIEL 2. VESNA ŠKODIJA 3. FRANKO MARJETIĆ 4. SANJA BELOŠIĆ 5. ZELJKA HRVAT 6. MELJAN BARIČIĆ 7. DANIEL PRDIĆ 8. DRAGAN KOKOVIĆ 9. DAVORIN VUKOVIĆ 10. DAVORIN HRVAT 11. MARIJA DRENIĆ</p>	<p>8. HRVATSKA STRANKA NEZ. HR</p> <p>1. DARIKO DUŠA 2. KRISTINA DUKA, dr.sc. 3. MARIJANA BUKVIĆ 4. MARIJA ŠAN 5. ZLATKO PATAČIĆ 6. DAVORIN 7. ANA BVIČIĆ 8. MARIJAN PAVIĆ 9. FRANKO ČOJE 10. IVANA VUKOVIĆ 11. DARIKO LUČIĆ</p>
<p>9. HRVATSKA STRANKA ŽENA - HDZ HRVATSKA STRANKA NEZAVISNIH IZBORNIKA ZA EUROPSKI PARLAMENT - HSE HRVATSKA STRANKA ŽENA - HDZ HRVATSKA STRANKA NEZAVISNIH IZBORNIKA ZA EUROPSKI PARLAMENT - HSE</p> <p>1. IREBA ŠTEFIĆ 2. LAZAR VUKOVIĆ 3. DARIKO BARIČIĆ, prof. 4. DANIEL ŠIPIĆ, dr.sc. 5. BIRANKA BOKROVIĆ 6. mrsc. STjepan FERIĆ 7. ANA BELIČIĆ, mag.ing. 8. ZLATKO GREGOVIĆ 9. SANDRA HRVAT ROŠIĆ, univ.ing.drsc. 10. mr. ZELJKA ČOJEVIĆ 11. MARIKO LUČIĆ 12. prof. dr. sc. VLADIMIR BEBROVIĆ</p>	<p>10. HRVATSKA LABURISTIČKA STRANKA RADA</p> <p>1. MIROSLAV VUJANIĆ 2. LAZAR VUKOVIĆ 3. DANIEL ŠIPIĆ, dr.sc. 4. BIRANKA BOKROVIĆ 5. mrsc. STjepan FERIĆ 6. ANA BELIČIĆ, mag.ing. 7. ZLATKO GREGOVIĆ 8. SANDRA HRVAT ROŠIĆ, univ.ing.drsc. 9. mr. ZELJKA ČOJEVIĆ 10. MARIKO LUČIĆ 11. prof. dr. sc. VLADIMIR BEBROVIĆ</p>	<p>11. NEZAVISNI DEMOKRATSKI SAVEZ - NDS</p> <p>1. ZELJKA PAVLE 2. ZLATKO BARIČIĆ 3. SANDRA ANĐELIĆ 4. ZELJKA DEGIĆ 5. JOSEF POČIĆ 6. KRISTINA PRDIČIĆ 7. ZLATKO LOVRENOVIĆ 8. ANĐEJKO FERENČIĆ 9. SANJA LOZANIĆ 10. MIHAILO LINDARIĆ 11. ZELJKA NOVAK</p>	<p>12. NEZAVISNI DEMOKRATSKI SAVEZ - NDS HRVATSKA STRANKA ŽENA - HDZ HRVATSKA STRANKA NEZAVISNIH IZBORNIKA ZA EUROPSKI PARLAMENT - HSE</p> <p>1. prof. dr. sc. MIKA TOČIĆ, dr.sc. 2. RENATA ŠEŠEVIĆ PETIĆ, dr.sc. 3. mrsc. MARIJA PAVLEVIĆ 4. VLADIMIR FERENČIĆ, dr.sc. 5. prof. dr. sc. AMIR MUJIL, dr.sc. 6. GORANA HOŠIĆ, dr.sc. 7. DURO BUKIĆ, dr.sc. 8. mrsc. IREBA ŠTEFIĆ 9. SANDRA HRVAT ROŠIĆ, univ.ing.drsc. 10. GORANA ANĐELIĆ, dr.sc. 11. JADRANKA KOŠIĆ, dr.sc.</p>	<p>13. NADA STRANKA - NS HRVATSKA STRANKA ŽENA - HDZ</p> <p>1. LUKA ŠIPIĆ 2. MELJAN ŽENKOVIĆ, dr.sc. 3. JELJANA ČOJEVIĆ, mag.ing. 4. MELJAN LUKIĆ, mag.ing. 5. BAŠA MELIĆIĆ, dr.sc. 6. IVANA LOVRENOVIĆ, dr.sc. 7. SIBILOVA HRVAT, dr.sc. 8. VIKTOR MELANOVIĆ 9. PETRO TOČIĆ, dr.sc. 10. SVETLANA LABARIĆ, dr.sc. 11. BLANKA HRVAT, prof.</p>	<p>14. NEZAVISNA LETA ANTE BARIČIĆ - NL HRVATSKA STRANKA ŽENA - HDZ</p> <p>1. ANTO BARIČIĆ 2. DARIKO PETKOVIĆ 3. VEDRAN NOVOSIEL 4. DAMEK BANJIĆ 5. RENATA RADIČIĆ HRVAT 6. SANJA MELIĆIĆ 7. MARIJA BARIČIĆ 8. BOKROVIĆ 9. ALEKSIĆ 10. TINA ANĐELIĆ 11. TANJA BARIČIĆ</p>	<p>15. GOSPODARSTVO HRVATSKA - GHR</p> <p>1. mrsc. MIHAILO TOČIĆ 2. prof. dr. sc. DAVORIN ŠIPIĆ 3. mrsc. ANĐEJKO FERENČIĆ 4. prof. dr. sc. IVANA VUKOVIĆ 5. SANJA GALEKOVIĆ 6. MIHAILO ŠIPIĆ 7. VLASTA TOČIĆ 8. BOKROVIĆ 9. prof. dr. sc. MARIJA ŠIPIĆ 10. mr. ZELJKA ČOJEVIĆ 11. ANA GRIŠIĆ</p>	<p>16. HRVATSKA STRANKA - HS</p> <p>1. MIHAILO AMBROŠIĆ 2. DARIKO FERIĆ 3. MARIJA HRVAT 4. SONJA BALIŠIĆ 5. GORAN KALUŽIĆ 6. PETAR KALUŽIĆ 7. SIBILOVA HRVAT 8. MARIKO DUŠA 9. JOSEF ŠANJAN 10. DRAŽEN ŽUJIĆ 11. IVANA GORETA</p>
<p>17. POKRET ZA MODERNI HRVATSKI</p> <p>1. DARIKO BARIČIĆ 2. ANTO ROKO 3. MARIJANA MIHAILOVIĆ 4. JOZO ČAPARAK 5. ROBERT DROUPELIĆ 6. DARIKO PETRIČIĆ 7. TINA ŠIPIĆ 8. MARIJA ŠIPIĆ 9. NEVEN BOŽIĆ 10. RADOJKA MALEŠEVIĆ 11. ŽIVONIR PERIĆ</p>	<p>18. SAVEZ ZA PROMISLE - SP</p> <p>1. IVAN PERIĆ 2. IVANA RADIĆ 3. HRVATKI RADIĆIĆ 4. DARIKO FERIĆ 5. MIHAILO KARIĆ 6. IVAN ŠIPIĆ 7. NEVEN HRVAT 8. IVANA BARIČIĆ 9. INGRID RADIĆIĆ 10. SVETLANA BARIČIĆ 11. DUBAN ČOJEVIĆ</p>	<p>19. SRPSKA ROMI HRVATSKA - SRH</p> <p>1. SURJA MEHRETI 2. IVANA HRVATKIĆ 3. JOZO RADOŠIĆ 4. ZELJKA BALOG 5. ANKA DALIČIĆ 6. VILJAM ŠIPIĆ 7. IREBA FERENČIĆ 8. IVANA ŠIPIĆ 9. STEVO GURUŠIĆ 10. NEVEN BARIČIĆ 11. EMETI MARIĆIĆ</p>	<p>20. SOCIJALDEMOKRATSKA PARTIJA HRVATSKA - SDP HRVATSKA STRANKA ŽENA - HDZ HRVATSKA STRANKA NEZAVISNIH IZBORNIKA ZA EUROPSKI PARLAMENT - HSE</p> <p>1. NEVEN MIHAILOVIĆ 2. IVANA ROKOVIĆ 3. JOZO RADOŠIĆ 4. IVANA JAKOVIĆ 5. TIBORIĆIĆ 6. GLEBO VALJANOVIĆ 7. VERA FORTUNA 8. SANDRA HRVAT ROŠIĆ, univ.ing.drsc. 9. MARIKO VUČIĆ 10. IVANA BARIČIĆ 11. MELJAN PUPOVIĆ</p>	<p>21. SOCIJALDEMOKRATSKA PARTIJA HRVATSKA - SDP</p> <p>1. DEJAN BIVIĆ 2. SIBILOVA HRVAT BOKROVIĆ 3. SIBILOVA HRVAT 4. DARIKO FERIĆ 5. DARIKO FERENČIĆ 6. GORANA KARIĆIĆ 7. MIHAILO TOČIĆ 8. GORAN LABARIĆIĆ 9. DARIKO BARIČIĆ 10. TINA HRVATKIĆ 11. MARIJA RADIČIĆ</p>	<p>22. SOCIJALDEMOKRATSKA PARTIJA HRVATSKA - SDP</p> <p>1. BOKROVIĆ 2. IVANA KARIĆIĆ 3. GORAN BARIČIĆ 4. IREBA ČOJEVIĆ 5. VUKOVIĆ 6. MARIKO BARIČIĆ 7. JASNA TOČIĆ 8. DRAGICA LOVRENOVIĆ 9. IVANA VUKOVIĆ 10. DARIKO FERENČIĆ 11. MIKA MEDVEDIĆIĆ</p>	<p>23. HRVATSKA STRANKA ŽENA - HDZ</p> <p>1. mrsc. MELJAN BARIČIĆ 2. mrsc. IREBA ŠTEFIĆ, dr.sc. 3. BOKROVIĆ 4. IREBA ČOJEVIĆ 5. EDENA MELIĆIĆ 6. DAVORIN BARIČIĆ 7. GORAN BARIČIĆ 8. MARIJA KARIĆIĆ, prof. 9. GORAN BARIČIĆ 10. MELJAN BARIČIĆ 11. MIKO PEŠIĆ</p>	<p>24. STRANKA UROBOLJAVIĆA - SU</p> <p>1. DARIKO KOVAČIĆ 2. BOKROVIĆ 3. JURLA FORONIĆ 4. IREBA ČOJEVIĆ 5. IREBA ČOJEVIĆ 6. MIKO BARIČIĆ 7. IVANA KARIĆIĆ 8. GORAN BARIČIĆ 9. IVANA BARIČIĆ 10. IVANA BARIČIĆ 11. IVANA BARIČIĆ</p>
<p>25. ZLATKO GREGOVIĆ - ZLATKO HRVATSKA STRANKA ŽENA - HDZ HRVATSKA STRANKA NEZAVISNIH IZBORNIKA ZA EUROPSKI PARLAMENT - HSE</p> <p>1. mrsc. IREBA ŠTEFIĆ 2. DARIKO FERIĆ 3. mrsc. ROBERT ŠIPIĆ 4. IVANA ROKOVIĆ 5. DRAGAN TOČIĆ 6. mrsc. MIKA TOČIĆ 7. ANTO BARIČIĆ 8. MELJAN PAVIĆ 9. KLEMETIJA BARIČIĆ 10. IREBA ŠTEFIĆ 11. ŽIVONIR PERIĆ</p>	<p>26. ZLATKO GREGOVIĆ - ZLATKO HRVATSKA STRANKA ŽENA - HDZ HRVATSKA STRANKA NEZAVISNIH IZBORNIKA ZA EUROPSKI PARLAMENT - HSE</p> <p>1. mrsc. IREBA ŠTEFIĆ 2. DARIKO FERIĆ 3. mrsc. ROBERT ŠIPIĆ 4. IVANA ROKOVIĆ 5. DRAGAN TOČIĆ 6. mrsc. MIKA TOČIĆ 7. ANTO BARIČIĆ 8. MELJAN PAVIĆ 9. KLEMETIJA BARIČIĆ 10. IREBA ŠTEFIĆ 11. ŽIVONIR PERIĆ</p>						

NAPUTAK O NAČINU GLASOVANJA:

Glasače se samo za jednu kandidacijsku listu.
Birač za kandidacijsku listu glasa tako da zaokruži redni broj ispred naziva samo jedne kandidacijske liste.
Želji li birač jednokratno kandidati(k)u/kandidate, a liste za koje je glasač, dati prednost pred drugim kandidatima/kandidatima na toj listi zaokruži i redni broj ispred imena i prezimena samo jedne kandidacijske/kandidata koji kojom daje prednost (preferiran glas).

CYPRUS

<p>1</p> <p>AKEL ΑΡΙΣΤΕΡΑ ΝΕΕΣ ΔΥΝΑΜΕΙΣ AKEL-SOL-YENI GÜÇLER</p> <p>1 ΕΥΑΓΟΡΟΥ Σταύρος EVAGORU Stavros</p> <p>2 ΠΟΛΥΚΑΡΠΟΥ Βέρα POLIKARPU Vera</p> <p>3 ΠΟΛΥΚΑΡΠΟΥ Χάρης POLIKARPU Haris</p> <p>4 ΣΤΑΥΡΙΝΙΔΗΣ Παναγιώτης STAVRINIDIS Panayiotis</p> <p>5 ΣΥΛΙΚΙΩΤΗΣ Νεοκλής SILIKIOTIS Neoklis</p> <p>6 ΧΑΤΖΗΓΕΩΡΓΙΟΥ Τάκης HACIGEORGIOU Takis</p>	<p>2</p> <p>ΔΗ ΚΟ ΔΗΜΟΚΡΑΤΙΚΟ ΚΟΜΜΑ DEMOKRATİK PARTİ</p> <p>1 ΑΡΙΣΤΕΙΔΟΥ Κωνσταντίνος ARISTIDOU Konstantinos</p> <p>2 ΓΕΩΡΓΙΟΥ Γιώργος GEORGIU Yorgos</p> <p>3 ΕΛΕΥΘΕΡΙΟΥ Ανδρούλλα ELEFTHERIU Andrulla</p> <p>4 ΜΑΥΡΙΔΗΣ Κώστας MAVRIDIS Kostas</p> <p>5 ΠΑΝΑΓΙΩΤΟΥ Γιάννης PANAYIOTU Yianis</p> <p>6 ΠΑΠΑΔΟΠΟΥΛΟΥ (ΠΕΡΙΚΛΕΟΥΣ) Αντιγόνη PARADOPIULU (PERIKLEOUS) Andigoni</p>	<p>3</p> <p>ΔΗΜΟΚΡΑΤΙΚΟΣ ΣΥΝΑΓΕΡΜΟΣ DEMOKRATİK SEFERBERLİK</p> <p>1 ΖΕΝΙΟΣ Σταύρος ZENIOS Stavros</p> <p>2 ΘΕΟΧΑΡΟΥΣ Ελένη THEOHAROUS Eleni</p> <p>3 ΣΤΥΛΙΑΝΙΔΗΣ Χρήστος STILYANIDIS Hristos</p> <p>4 ΣΥΛΛΟΥΡΗΣ Δημήτρης SILLURIS Dimitris</p> <p>5 ΧΟΠΛΑΡΟΥ Ρένα HOPLARU Rena</p> <p>6 ΧΡΙΣΤΟΦΟΡΟΥ Λευτέρης HRISTOFORU Lefteris</p>	<p>4</p> <p>ΕΘΝΙΚΟ ΛΑΪΚΟ ΚΕΤΣΟ (Ε.Λ.Κ.) MILLI HALK KEPTESI (E.L.A.K.)</p> <p>1 ΑΝΔΡΕΟΥ Δομήνιος ANDREU Doménios</p> <p>2 ΒΑΣΙΛΕΙΟΥ Μηνάς VASILIOU Menas</p> <p>3 ΓΕΩΡΓΙΟΥ Γεώργιος GEORGIU Giorgios</p> <p>4 ΚΑΘΟΛΟΠΟΥ Παναγιώτης KATHOLOPOU Panayiotis</p> <p>5 ΜΗΛΙΑΝ Μηνάς MILIAS Menas</p>	<p>5</p> <p>Συμμαχία Πολιτών YERLEMLERİN BİRLİĞÜ</p> <p>1 ΑΓΓΕΛΙΔΗΣ Στέλιος ANGELOU Stelios</p> <p>2 ΑΡΧΟΤΙΔΟΥ Αλέξανδρος ARCHOTIDOU Alexandros</p> <p>3 ΔΟΜΑΚΑΚΙΟΥ Γεώργιος DOMAKAKIOU Giorgios</p> <p>4 ΜΑΥΡΙΔΗΣ Στέλιος MAVRIDIS Stelios</p> <p>5 ΜΗΛΙΑΝΗΣ Αλεξάνδρος MILIANIS Alexandros</p> <p>6 ΜΗΛΙΑΝΗΣ Μηνάς MILIAS Menas</p>	<p>6</p> <p>ΕΣΕ - ÖZGÜCÜLER ESEX-YEŞİLLER</p> <p>1 ΠΑΠΑΓΕΩΡΓΙΟΥ Γεώργιος PAPAGEORGIOU Giorgios</p> <p>2 ΠΑΠΑΔΑΚΗΣ Αλέξανδρος PAPADAKIS Alexandros</p> <p>3 ΠΕΡΙΚΛΕΟΥΣ Γεώργιος PERIKLEOUS Giorgios</p> <p>4 ΡΟΥΣΣΙΔΗΣ Μηνάς RUSSIDIS Menas</p> <p>5 ΤΟΥΚΟΛΑΚΙΔΗΣ Γεώργιος TOUKOLAKIDIS Giorgios</p> <p>6 ΧΡΥΣΟΠΟΥΛΟΥ ΗΡΕΣΤΟΠΟΥΛΟΥ CHRYSOPOULOU HERESTOPOULOU</p>	<p>7</p> <p>ΑΡΑΥ - EYLEM ARAY-AYEMERİS</p> <p>1 ΑΓΓΕΛΙΔΗΣ Στέλιος ANGELOU Stelios</p> <p>2 ΑΝΝΙΩΤΗΣ Κωνσταντίνος ANNIOTIS Konstantinos</p> <p>3 ΜΗΤΣΙΔΗΣ Νικόλαος MITSIDIS Nikolaos</p> <p>4 ΝΕΤΣΙΟΥ Κωνσταντίνος NETSIU Konstantinos</p> <p>5 ΠΑΠΑΓΕΩΡΓΙΟΥ Γεώργιος PAPAGEORGIOU Giorgios</p> <p>6 ΤΟΜΠΑΖΙΔΗΣ Στέλιος TOMPAZIDIS Stelios</p>	<p>8</p> <p>ΚΟΜΜΑ ΓΙΑ ΤΗ ΣΩΣΗ ΚΥΠΡΟΥ KAYNALAR ÜÇ KESİT PARTİSİ</p> <p>1 ΑΓΓΕΛΙΔΗΣ Στέλιος ANGELOU Stelios</p> <p>2 ΖΩΥ Γεωργία-Ελένη ZOY Georgiia-Eleni</p> <p>3 ΚΥΡΙΑΚΟΥ Κωνσταντίνος KYRIAKOU Konstantinos</p>	<p>9</p> <p>Μήνυμα Ελπίδας MİNİYA ELİDİSİ</p> <p>1 ΕΥΦΡΑΤΙΔΗΣ Α. Μηνάς EYFRATIDIS A. Menas</p> <p>2 ΙΩΑΝΝΟΥ Μηνάς IOANNOU Menas</p> <p>3 ΙΩΑΝΝΟΥ Αλέξανδρος IOANNOU Alexandros</p> <p>4 ΠΛΑΤΩΝΙΔΗΣ Γεώργιος PLATONIDIS Giorgios</p> <p>5 ΠΛΑΤΩΝΙΔΗΣ Στέλιος PLATONIDIS Stelios</p> <p>6 ΧΑΤΖΗΓΕΩΡΓΙΟΥ Τάκης HACIGEORGIOU Takis</p>	<p>10</p> <p>ΣΟΣΙΑΛΙΣΤΙΚΟ ΚΟΜΜΑ ΚΥΠΡΟΥ KIBRIS SOSYALİST PARTİSİ</p> <p>1 ΖΩΡΑΒΑ Ουρανία ZORBA Urania</p> <p>2 ΜΠΡΩΤΟ Μηνάς BROTO Menas</p>	<p>ΜΕΜΟΡΟΝΟΜΕΝΟΙ ΥΠΟΨΗΦΟΙ BAĞIMSIZ ADAYLAR</p> <p>11 ΑΝΔΡΕΟΥ Αλέξανδρος ANDREU Alexandros</p> <p>12 ΓΕΩΡΓΙΟΥ Θεόδωρος GEORGIU Theodorou</p> <p>13 ΙΩΑΝΝΟΥ Αλέξανδρος IOANNOU Alexandros</p> <p>14 ΚΥΡΙΑΚΟΥ Κωνσταντίνος KYRIAKOU Konstantinos</p> <p>15 ΛΕΥΤΕΡΟΥ Λεβέντιος LEVENTOU Leventios</p> <p>16 ΜΗΛΙΑΝ Μηνάς MILIAS Menas</p> <p>17 ΣΤΑΥΡΟΥ Στάβρος STAVROU Stavros</p> <p>18 ΧΡΙΣΤΟΦΟΡΟΥ Αλέξανδρος CHRISTOFOROU Alexandros</p>
--	---	--	--	---	--	---	--	--	--	--

KyproEkloges.com

<p>1</p> <p>AKEL ΑΡΙΣΤΕΡΑ ΝΕΕΣ ΔΥΝΑΜΕΙΣ ΑΝΤΙΣΤΑΣΗ - ΑΞΙΟΦΡΕΣΙΑ - ΠΡΟΟΤΙΣΤΗΝ</p> <p>AKEL-ARISTERA-NEES DYNAMΕΙΣ AKEL-SOL-YENI GÜÇLER</p> <p>1 ΕΥΑΓΟΡΟΥ Σταύρος EVAGORU Stavros</p> <p>2 ΠΟΛΥΚΑΡΠΟΥ Βέρα POLIKARPU Vera</p> <p>3 ΠΟΛΥΚΑΡΠΟΥ Χάρης POLIKARPU Haris</p> <p>4 ΣΤΑΥΡΙΝΙΔΗΣ Παναγιώτης STAVRINIDIS Panayiotis</p> <p>5 ΣΥΛΙΚΙΩΤΗΣ Νεοκλής SILIKIOTIS Neoklis</p> <p>6 ΧΑΤΖΗΓΕΩΡΓΙΟΥ Τάκης HACIGEORGIOU Takis</p>	<p>2</p> <p>ΔΗ ΚΟ ΔΗΜΟΚΡΑΤΙΚΟ ΚΟΜΜΑ DEMOKRATİK PARTİ</p> <p>1 ΑΡΙΣΤΕΙΔΟΥ Κωνσταντίνος ARISTIDOU Konstantinos</p> <p>2 ΓΕΩΡΓΙΟΥ Γιώργος GEORGIU Yorgos</p> <p>3 ΕΛΕΥΘΕΡΙΟΥ Ανδρούλλα ELEFTHERIU Andrulla</p> <p>4 ΜΑΥΡΙΔΗΣ Κώστας MAVRIDIS Kostas</p> <p>5 ΠΑΝΑΓΙΩΤΟΥ Γιάννης PANAYIOTU Yianis</p> <p>6 ΠΑΠΑΔΟΠΟΥΛΟΥ (ΠΕΡΙΚΛΕΟΥΣ) Αντιγόνη PARADOPIULU (PERIKLEOUS) Andigoni</p>	<p>3</p> <p>ΔΗΜΟΚΡΑΤΙΚΟΣ ΣΥΝΑΓΕΡΜΟΣ DEMOKRATİK SEFERBERLİK</p> <p>1 ΖΕΝΙΟΣ Σταύρος ZENIOS Stavros</p> <p>2 ΘΕΟΧΑΡΟΥΣ Ελένη THEOHAROUS Eleni</p> <p>3 ΣΤΥΛΙΑΝΙΔΗΣ Χρήστος STILYANIDIS Hristos</p> <p>4 ΣΥΛΛΟΥΡΗΣ Δημήτρης SILLURIS Dimitris</p> <p>5 ΧΟΠΛΑΡΟΥ Ρένα HOPLARU Rena</p> <p>6 ΧΡΙΣΤΟΦΟΡΟΥ Λευτέρης HRISTOFORU Lefteris</p>
---	---	--

CZECH REPUBLIC

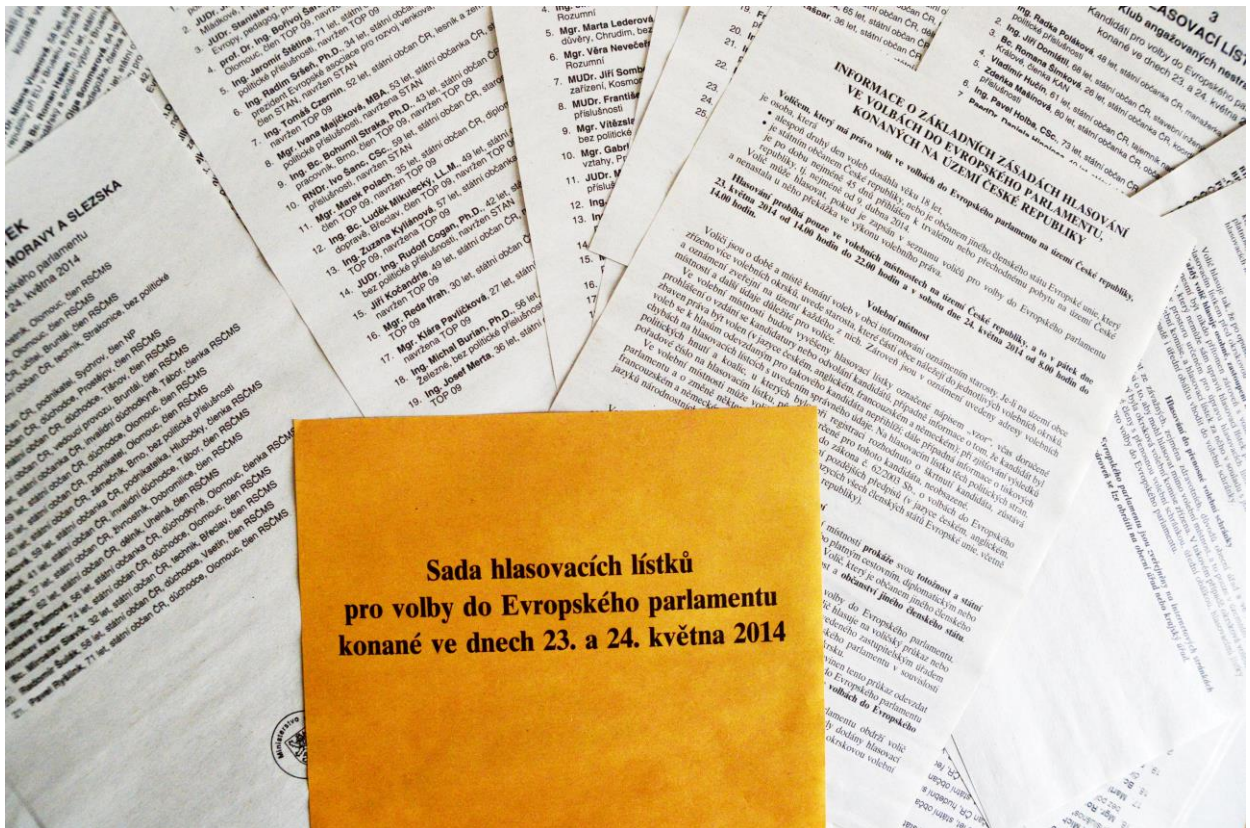
6

HLASOVACÍ LÍSTEK

Volte Pravý Blok - stranu za snadnou a rychlou ODVOLATELNOST politiků a státních úředníků přímo občany, za NÍZKÉ daně, VYROVNANÝ rozpočet, MINIMALIZACI byrokracie, SPRÁVEDLIVOU a NEZKORUMPOVANOU policií a justici, REFERENDA a PŘÍMOU demokracii WWW.CIBULKA.NET, kandidující s nejlepším protikriminálním programem PŘÍMĚ demokracie VY NEVĚŘÍTE POLITIKŮM A JEJICH NOVINÁŘŮM? NO KONEČNĚ! VĚRME SAMI SOBĚ!!! - ale i s mnoha dalšími DŮVODY, proč bychom měli jít tentokrát VŠICHNI k volbám, ale - pokud nechceme být ZNOVU obelháni, podvedeni a okradeni - NEVOLIT žádnou parlamentní stranu vládnoucí (post) komunistické kriminální fizlokracie!!! - jenž žádá o volební podporu všechny české občany a daňové poplatníky, kteří chtějí změnit dnešní kriminální poměry, jejichž jsme všichni obětí, v jejich pravý opak! V BOJI MEZI DOBREM A ZLEM, PRAVDŮU A LŽÍ, NELZE BÝT NEUTRÁLNÍ A PŘESTO ZŮSTAT SLUŠNÝ!!! Proto děkujeme za Vaši podporu!!!

Kandidáti pro volby do Evropského parlamentu konané ve dnech 5. a 6. června 2009

- Petr Cibulka**, 58 let, státní občan ČR, pětidsobný politický vzešl komunistu, vydavatel seznamů StB, nezávislý novinář a politický analytik, šéfredaktor NECENZUROVANÝCH NOVIN a serveru www.cibulka.net, předseda politické strany, autor volebního programu, Praha, člen politické strany Volte Pravý Blok www.cibulka.net
- PhDr. Miloslava Jebavá**, 56 let, státní občanka ČR, vysokoškolská učitelka anglického a francouzského jazyka, překladatelka a tlumočnice, právní a politická analytička, nezávislá novinářka, Jilemnice, členka politické strany Volte Pravý Blok www.cibulka.net
- František Kazilovský**, 52 let, státní občan ČR, politický analytik, nezávislý publicista, zaměstnanec Lázně Bohdaneč, člen politické strany Volte Pravý Blok www.cibulka.net
- Antonín Zejda**, 58 let, státní občan ČR, finanční poradce, Třebíč, člen politické strany Volte Pravý Blok www.cibulka.net
- Eduard Seibert**, 61 let, státní občan ČR, autorizovaný stavitel, politický analytik, nezávislý publicista, Jilemnice, bez politické příslušnosti
- Jindřich Myslivec**, 59 let, státní občan ČR, technik, Havlíčkův Brod, člen politické strany Volte Pravý Blok www.cibulka.net



DENMARK

Vejle Sydkredsen


Europa-Parlamentsvalget 2014

Sæt x i én af afkrydsningsrubrikkerne til højre
for et partinavn eller et kandidatnavn
Sæt kun ét x på stemmesedlen

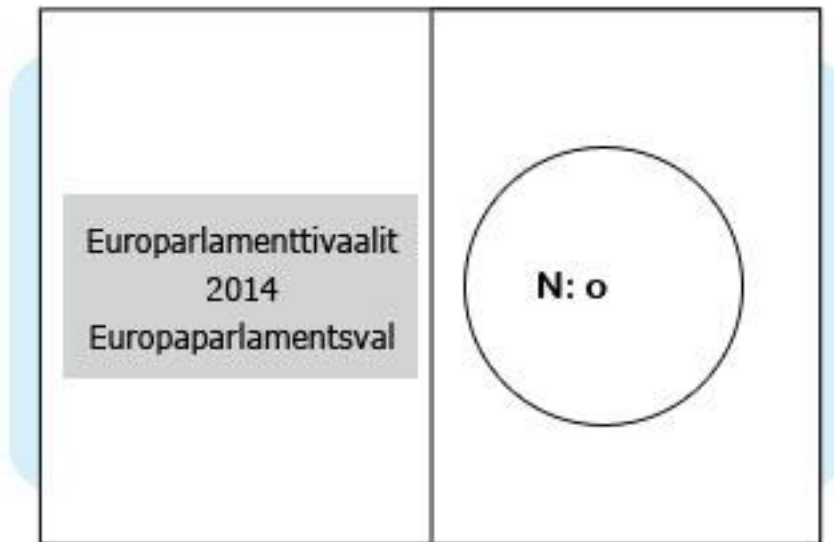


A. Socialdemokratiet		<input type="checkbox"/>
Jeppé Kofod	<input type="checkbox"/>	Britta Thomsen
Ole Christensen	<input type="checkbox"/>	Kathrine Alexandrowiz
Christel Schaldemose	<input type="checkbox"/>	Gunde Odgaard
Lasse Quvang Rasmussen	<input type="checkbox"/>	Rasmus Gjedssø Bertelsen
B. Radikale Venstre		<input type="checkbox"/>
Morten Helveg Petersen	<input type="checkbox"/>	Karen Melchior
Christian Kjølhede	<input type="checkbox"/>	Thomas Elkjær
Kristina Siig	<input type="checkbox"/>	Sissel Kvist
Samira Nawa Amini	<input type="checkbox"/>	
C. Det Konservative Folkeparti		<input type="checkbox"/>
Bendt Bendtsen	<input type="checkbox"/>	Morten Thiessen
Josefine Kofoed	<input type="checkbox"/>	Julie Broe
Tove Videbæk	<input type="checkbox"/>	Carja C. Gaebel
Nichlas Vind	<input type="checkbox"/>	Anders Stoltenberg
Christian Wedell-Neergaard	<input type="checkbox"/>	Mette-Katrine Ejby Buch
F. SF – Socialistisk Folkeparti		<input type="checkbox"/>
Margrete Auken	<input type="checkbox"/>	Rune Bai Nielsen
Tonni Hansen	<input type="checkbox"/>	Charlotte Broman Mølbæk
Anne-Mette Wehmüller	<input type="checkbox"/>	Michael Thomsen
Christine Sidenius	<input type="checkbox"/>	Søren Gytz Olesen
Teis Volstrup	<input type="checkbox"/>	Jan Kjær
Jacob Isøe Klærke	<input type="checkbox"/>	Jørgen Jørgensen
Fathi El-Abed	<input type="checkbox"/>	Troels Stru Schmidt
Halime Oguz	<input type="checkbox"/>	Lau Tambjerg
Meta Fuglsang	<input type="checkbox"/>	Annette Schönberg Johnsen
Allan Norre Pedersen	<input type="checkbox"/>	Anne Lise Holst Jensen
I. Liberal Alliance		<input type="checkbox"/>
Christina Egelund	<input type="checkbox"/>	Sabeena Sareen
Niels Westy	<input type="checkbox"/>	Andreas Hastrup
Kasper Heumann Kristensen	<input type="checkbox"/>	Anne Kathrine Kirk

ESTONIA



FINLAND



FRANCE

Elections européennes du 25 mai 2014 - circonscription Sud-Est

**L'Europe de la finance, ça suffit !
Place au peuple !**



1. Marie-Christine VERGIAT

- | | |
|-----------------------------------|-----------------------------|
| 2. Éric COQUEREL | 15. Horiya MEKRELOUF (07) |
| 3. Anne MESLIAND (13) | 16. Raphaël LAINE (69) |
| 4. Jacques LERICHOMME (13) | 17. Catherine LAURENTI (83) |
| 5. Hélène LE CACHEUX (13) | 18. Pierre TRAPIER (26) |
| 6. Jérôme MARCUCCINI (38) | 19. Elisa MARTIN (38) |
| 7. Florence CIARAVOLA (06) | 20. Frédéric SOULA (84) |
| 8. Raphaël DEBU (69) | 21. Annie ANSELME (74) |
| 9. Tiphaine DUCHARNE (73) | 22. Hervé BORDES (42) |
| 10. Robert INJEY (06) | 23. Christine CALANDRA (42) |
| 11. Monique NIRONI (83) | 24. David EMAN (13) |
| 12. Idir BOUMERTIT (69) | 25. Katia PHILIPPE (01) |
| 13. Martine DUBOIS (07) | 26. Michel STEFANI (Corse) |
| 14. Marcel BERNON (42) | |



Elections Européennes des 24 et 25 mai 2014 - Outre-Mer

**LISTE BLEU MARINE
NON À BRUXELLES - OUI À LA FRANCE**

LISTE CONDUITE PAR

Marie-Luce BRASIER-CLAIN

- | | | |
|------------------------------------|----------------------|-----------------------|
| 1. Marie-Luce BRASIER-CLAIN | Section Océan Indien | (La Réunion) |
| 2. Marc GUILLE | Section Atlantique | (Guadeloupe) |
| 3. Muriel DAUPHIN | Section Pacifique | (Polynésie Française) |
| 4. René TRAN VAN NGHIA | Section Atlantique | (Guyane) |
| 5. Yvette ARNAUD | Section Atlantique | (Martinique) |
| 6. Stéphane CHIPAULT | Section Pacifique | (Nouvelle-Calédonie) |
| 7. Faoulati SANDI | Section Océan Indien | (Mayotte) |
| 8. Joseph GRONDIN | Section Océan Indien | (La Réunion) |
| 9. Bianca HENIN | Section Pacifique | (Nouvelle-Calédonie) |

BULLETIN DE VOTE, NE DOIT COMPORTER NI RATURE NI SURCHARGE SOUS PEINE DE NULLITÉ



ÉLECTION DES REPRÉSENTANTS AU PARLEMENT EUROPÉEN DU 25 MAI 2014

CIRCONSCRIPTION NORD-OUEST

BASSE-NORMANDIE • HAUTE-NORMANDIE • NORD-PAS-DE-CALAIS • PICARDIE



**« Pour la France, agir en Europe »
avec Jérôme LAVRILLEUX**



- | | |
|---|--|
| 1 - Jérôme LAVRILLEUX
<i>44 ans, Conseiller Général, SAINT-QUENTIN (02)</i> | 11 - Philippe VARLET
<i>55 ans, Adjoint au Maire, PÉRONNE (80)</i> |
| 2 - Tokia SAIFI
<i>54 ans, Députée européenne, LILLE (59)</i> | 12 - Sophie ROCHER
<i>59 ans, Adjointe au Maire, MARCQ-EN-BAROEUL (59)</i> |
| 3 - Jean-Paul GAUZES
<i>66 ans, Député européen, SAINTE-AGATHE D'ALIERMONT (76)</i> | 13 - David MARGUERITTE
<i>33 ans, Conseiller municipal, CHERBOURG-OCTEVILLE (50)</i> |
| 4 - Amandine FRANÇOIS
<i>32 ans, Adjointe au Maire, CAEN (14)</i> | 14 - Catherine FLAVIGNY
<i>64 ans, Maire, MON-SAIN-T-AIGNAN (76)</i> |
| 5 - Philippe BOULLAND
<i>58 ans, Député européen, BETZ (60)</i> | 15 - Guillaume GAUTIER-LAIR
<i>41 ans, Maire, VAUCELLES (14)</i> |
| 6 - Camille TUBIANA
<i>33 ans, Adjointe au Maire, EVREUX (27)</i> | 16 - Coralie DOCQUOIS
<i>25 ans, BOULOGNE-SUR-MER (62)</i> |
| 7 - Philippe MIGNONET
<i>50 ans, Adjoint au Maire, CALAIS (62)</i> | 17 - Johan AUVRAY
<i>34 ans, Adjoint au Maire, VERNON (27)</i> |
| 8 - Margaux DELETRE
<i>24 ans, Adjointe au Maire, AMIENS (80)</i> | 18 - Nadège LEFEBVRE
<i>53 ans, Maire, LA CHAPELLE-AUX-POTS (60)</i> |
| 9 - Laurent MARTING
<i>46 ans, Maire, HEUGON (61)</i> | 19 - Jean-Pierre BATAILLE
<i>50 ans, Maire, STEENVOORDE (59)</i> |
| 10 - Nadège DELAFOSSE
<i>30 ans, Adjointe au Maire, COUTANCES (50)</i> | 20 - Christelle CHEVALIER
<i>33 ans, Adjointe au Maire, SOISSONS (02)</i> |

LISTE D'UNION DE LA DROITE ET DU CENTRE

GERMANY

Stimmzettel

für die Wahl der Abgeordneten des Europäischen Parlaments am 25. Mai 2014 im Land Berlin



Sie haben 1 Stimme



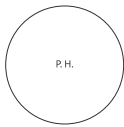
Table of ballot lists for the 2014 European elections in Berlin, including parties like CDU, GRÜNE, SPD, DIE LINKE, FDP, PIRATEN, Tierschutzpartei, REP, FAMILIE, FREIWÄHLER, ÖÖP, DKP, Volksabstimmung, PBC, AUF, CM, PSG, BP, BÜS, AfD, PRO NRW, MLPD, and Die PARTEI.

BR = Baden-Württemberg, BY = Bayern, BE = Berlin, BB = Brandenburg, HE = Hessen, HI = Hamburg, HE = Hessen, MI = Mecklenburg-Vorpommern, NI = Niedersachsen, NW = Nordrhein-Westfalen, RP = Rheinland-Pfalz, SL = Saarland, SH = Schleswig-Holstein, TH = Thüringen

GREECE



HUNGARY



SZAVAZÓLAP
Európai Parlament tagjainak választása
2014. május 25.



ORSZÁGOS LISTA
Érvényesen szavazni csak egy listára lehet!


1.	2.	3.	4.	5.	6.	7.	8.
MSZP MAGYAR SZOCIALISTA PÁRT	SMS SERES MÁRIA SZÖVETSÉGEI	FIDESZ – KDNP FIDESZ – MAGYAR POLGÁRI SZÖVETSÉG KERESZTÉNDEMOKRATA NÉPPÁRT	A HAZA NEM ELADÓ A HAZA NEM ELADÓ MOZGALOM PÁRT	JOBBIK JOBBIK MAGYARORSZÁGÉRT MOZGALOM	LMP LEHET MÁS A POLITIKA	EGYÜTT – PM EGYÜTT – A KORSZAKVÁLTÓK PÁRTJA PÁRBESZÉD MAGYARORSZÁGÉRT PÁRT	DK DEMOKRATIKUS KOALÍCIÓ
DR. SZANYI TIBOR DR. UJHELY ISTVÁN DR. GÜR ROLAND DR. VERES JÁNOS GULYÁSNÉ DR. GURMAI ZITA	TÓTH TANÁS MIHÁLY TÓTH KATALIN IRÉN SÁNDOR JÓZSEF MIKE MELINDA KLAUDIA VISKI ADÁM	PELCSNÉ GÁLL ILDIKÓ SZAJER JÓZSEF TÓKÉS LÁSZLÓ DEUTSCH TAMÁS GYÖRK ANDRÁS	KÁSLER ÁRPÁD BÁLINT ZOLTÁN LÁSZLÓ UZSOKINÉ LAKÓ ÉVA LAIKÓ LENKE PULI DIÁNA KLAUDIA	DR. MORVAI KRISZTINA BALCZÓ ZOLTÁN KOVÁCS BÉLA DR. STAUDI GÁBOR SIPOS LÁSZLÓ	MESZERICS TAMÁS CSIBA KATALIN GYÖNGYVÉR HELTAI LÁSZLÓ GECSE-TÓTH ANDREA JAKABY TAMÁS	BAJNAI GORDON JÁVOR BENEDEK SZELENYI ZSUZSANNA DR. KRASZTEV PÉTER LAJOS DR. BALÁZS PÉTER	GYURCSÁNY FERENC DR. MOLNÁR CSABA NIEDERMÜLLER PÉTER DR. KALKUL GYÖRGY KERÉK-BÁRCZY SZABOLCS

Érvényesen szavazni a lista neve feletti körbe tollal írt két, egymást metsző vonallal lehet, például: vagy

IRELAND

	BYRNE - FIANNA FÁIL (THOMAS BYRNE of 42, The Boulevard, Grange Rath, Co. Du., Co. Meath; Senator)		
	GILROY - DIRECT DEMOCRACY IRELAND (BEN GILROY of 28 Riverview, Athlumney Abbey, Navan, Co. Meath; Businessman)		
	HOLMES - THE LABOUR PARTY (EOIN HOLMES of Blackhill, Heathstown, Stamullen, County Meath; Film Producer)		
	KEDDY - NON PARTY (CHARLIE KEDDY of Sea Road, Killoole, County Wicklow; Plumber)		
	MARTIN - NON PARTY (MICK MARTIN of Stackallan, Slane, Co. Meath; Financial Services Advisor)		
	MCDONAGH - THE WORKERS PARTY (SEAMUS MCDONAGH of 22 St. Bridgit's Terrace, Kells County Meath; Steel Fixer)		
	MCENTEE - FINE GAEL (HELEN MCENTEE of Castletown, Navan, Co. Meath; Political Researcher)		
	O'BRIEN (GERARD MICHAEL O'BRIEN of Whistlemount, Kells Rd., Navan, Co. Meath; Psychiatric Nurse)		
	Ó BUACHALLA - GREEN PARTY / COMHAONTAS GLAS (SEAN GEARÓID Ó BUACHALLA as Baile Phiaras, Dún Búinne, Co. na Mí; Oifigreach Forbartha Clabanna Óige)		
	O'ROURKE - SINN FEIN (DARREN O'ROURKE of 79 Chain Rd, Ashbourne, Co. Meath; Health Policy Advisor)		
	TALLON - NON PARTY (JIM TALLON of Glasnost, Enneclew Road, Arklow, Co. Wicklow; Farmer)		

ITALY



**MODELLO DELLA SCHEDA DI STATO
PER LA ELEZIONE DEI MEMBRI DEL PARLAMENTO EUROPEO SPETTANTI ALL'ITALIA
PARTE INTERNA DELLA SCHEDA**

PARTE I	PARTE II	PARTE III	PARTE IV
(12) N. 1	(12) N. 5	(12) N. 9	
(12) N. 2	(12) N. 6	(12) N. 10	
(12) N. 3	(12) N. 7	(12) N. 11	
(12) N. 4	(12) N. 8	(12) N. 12	

Tabella B

N.B. - La scheda è suddivisa in quattro parti uguali: le prime tre, iniziando da sinistra, vengono usate per la stampa dei contrassegni e possono contenere ciascuna 4 spazi, per un numero complessivo di 12. Quando i contrassegni da inserire sono da 13 a 15, gli spazi vengono ridotti in modo che ciascuna parte ne contenga 5; quando sono da 16 a 18, gli spazi vengono ridotti in modo che ciascuna parte ne contenga 6; quando sono più di 18, viene utilizzata la quarta parte della scheda; nel caso in cui siano più di 24, la scheda comprenderà una parte quinta, ed eventuali parti successive sufficienti per la stampa di tutti i contrassegni ammessi. I contrassegni sono posti secondo l'ordine di ammissione delle candidature, progredendo dall'alto in basso e, quindi, da sinistra a destra. Le righe stampate accanto a ciascun simbolo devono essere in numero pari a quello delle preferenze che possono essere attribuite. La scheda deve essere piegata verticalmente in modo che la prima parte ricada sulla seconda, il tutto sulla terza e successivamente sulla quarta ed eventualmente sulla quinta, seguendo il verso delle pieghe verticali equidistanti fra loro. La scheda così piegata deve essere ripiegata orizzontalmente a metà, in modo da lasciare esternamente la parte stampata con le indicazioni di rito.

LATVIA

■ EIROPAS PARLAMENTA VĒLĒŠANAS
2014. gada 24. maijā

1 ■

■ "Saskaņa" sociāldemokrātiskā partija ■

1. Boriss Cilevičs
2. Guntars Jirgensons
3. Andrejs Klementjevs
4. Andrejs Mamikins
5. Jānis Tutins
6. Elizabete Krivcova
7. Sergejs Mirskis
8. Sergejs Potapkins
9. Ivans Klementjevs
10. Igors Pimenovs
11. Marjana Ivanova-Jevsejeva
12. Nikita Nikiforovs
13. Irina Cvetkova
14. Vitalijs Trusevičs
15. Eldars Mamedovs
16. Sergejs Dolgopolovs

■ 2014001 ■ 

■ EIROPAS PARLAMENTA VĒLĒŠANAS
2014. gada 24. maijā

2 ■

■ Politiskā partija "Alternative" ■

1. Aleksandrs Mirskis
2. Natālija Bokučava
3. Andrejs Ādamsons
4. Ivans Bebrišs
5. Natālija Sproģe
6. Natalja Steļmaha
7. Irina Romančenko
8. Anita Laizāne

■ 2014002 ■ 

■ EIROPAS PARLAMENTA VĒLĒŠANAS
2014. gada 24. maijā

3 ■

■ Latvijas Sociāldemokrātiskā strādnieku partija ■

1. Jānis Dinevičs
2. Aivars Timofejevs
3. Margarita Krauča
4. Māris Pļaviņš
5. Ilga Ozoliņa
6. Juris Dzelme
7. Andris Burtnieks
8. Aivis Biķernieks
9. Skaidra Kalniņa

■ 2014003 ■ 

LITHUANIA

 **ŽYMĖJIMO PAVYZDYS**

<input type="radio"/>	1 Lietuvos Respublikos liberalų sąjūdis	1. Gintaras STEPNAVIČIUS 2. Antanas GUOGA 3. Petras AUŠTREVČIUS 4. Vytautas GRUBLIAUSKAS 5. Eugenijus GENTVILAS 6. Jurgita CHOROMANSKYTĖ 7. Dalia TEIŠERSKYTĖ 8. Aušrinė ARMONAITĖ 9. Paulius ULECKAS 10. Rimantas MIKAITIS 11. Simonas KAIRYS 12. Simonas GENTVILAS 13. Aina VEI 14. Linas KVEDARAVIČIUS 15. Lukas PAKELTIS 16. Šarūnas GUSTAINIS 17. Ieva SKURVYDIENĖ 18. Tom BARANOVAS 19. Skirmantas TUMELIS 20. Dailytė RUDŽEVIČIENĖ 21. Marijus TIDIKAS 22. Arminas LYDE
<input type="radio"/>	2 Tėvynės sąjunga- Lietuvos krikščionys demokratai	1. Algirdas SAUDARGAS 2. Radvilė MORKŪNAITĖ-MIKULIENĖ 3. Gabrielius LANDSBERGIS 4. Laima Liucija ANDRIKIENĖ 5. Emanuelis ZINGERIS 6. Kestutis MASIULIS 7. Agnė BILOTAITĖ 8. Arvyd 9. Edmundas PUPINIS 10. Vilija ALEKNAITĖ ABRAMIKIENĖ 11. Alfredas JONUŠKA 12. Arnoldas ABRAM 13. Vladimir JARMOLENKO 14. Julius DAUTARTAS 15. Jonas ŠIMĖNAS 16. Vaidotas BACEVIČIUS 17. Žil 18. Rokas ŽILINSKAS 19. Saulius PEČELIŪNAS 20. Vytautas VENCĶŪNAS
<input type="radio"/>	3 Lenkų rinkimų akcijos ir Rusų aljanso koalicija „Valdemaro Tomaševskio blokas“	1. Valdemar TOMAŠEVSKI 2. Irina ROZOVA 3. Marija REKST 4. Vladimir VLASOV 5. Romualda POŠEVECI 6. Zdzislaw PALEVIČ 7. Gabriel Jan MINCEVIČ 8. Aleksandr MICHAILOV 9. Boleslav DAŠKEVIČ 10. Tadeu ANDZEJEVSKI 11. Tamara LOCHANINA 12. Renata CYTACKA 13. Marija PUC 14. Oleg GAVDIUK 15. Tat VIŠNEVSKAJA 16. Andrius ŠARĖJUS 17. Andžej ANDRUŠKEVIČ 18. Julija PLIUTIENĖ 19. Elžbieta SADA 20. Aina KOVALEVSKAJA 21. Robert KOMAROVSKI 22. Repata SOBIESKA-MONKEVIČ
<input type="radio"/>	4 Darbo partija	1. Viktor USPASKICH 2. Vydas GEDVILAS 3. Kęstutis DAUKŠYS 4. Ieva KAČINSKAITĖ-URBONIENĖ 5. Gediminas JAKAVONIS 6. Vidmantas ŽIEMELIS 7. Saulius BUKEVIČIUS 8. Justina VITKAUSKAITĖ BERI 9. Algimanta PABEDINSKIENĖ 10. Raimundas PALIUKAS 11. Vilijus JUKNA 12. Zita ŽVIKIENĖ 13. Petr 14. Ritas VAIGINAS 15. Gitana MARKOVIČIENĖ 16. Vytautas VIGELIS 17. Rolandas JANICKAS 18. Rimar 19. Aina BATULIČIENĖ 20. Vilius GRUŽAUSKAS 21. Jonas PINSKIUS 22. Vytautas GAPŠYS
<input type="radio"/>	5 Partija Tvarka ir teisingumas	1. Rolandas PAKSAS 2. Juozas IMBRASAS 3. Valentinas MAZURONIS 4. Aušra RUCIENĖ 5. Artūras RAZB 6. Remigijus ŽEMAITIŠIS 7. Vytautas KAMBLEVIČIUS 8. Virginijus KOMSKIS 9. Petras GRAŽULIS 10. Andrius MAZURONIS 11. Aldona Orta RADČENKO 12. Ruzanna KATINIENĖ 13. Vincas PLIKAITIS 14. Kęstutis BARTKEVIČIUS 15. Daiva MATONIENĖ 16. Kęstutis GUDELEVIČIUS 17. Vytautas VASILENKO 18. Vaidas BAKAS 19. Jolita VAICKIENĖ 20. Rima PETRUŠKIENĖ 21. Algimantas JUOCEVIČIUS 22. Donat
<input type="radio"/>	6 Lietuvos žaliųjų partija	1. Linas BALSYS 2. Martynas NAGEVIČIUS 3. Indrė KLEINAITĖ 4. Dangūolė SALDŽIŪNIENĖ 5. Laurynas 6. Joana TAMKEVIČIŪTĖ 7. Marija TAMKEVIČIŪTĖ 8. Jūratė MAŽEIKYTĖ 9. Oksana LEKAUNIKIENĖ 10. S 11. PIRŠRYS 11. Laima ŠALKAUSKIENĖ 12. Renatas MIŠKINIS 13. Almontas KYBARTAS 14. Saulius LAPINI 15. Vilma GAUBYTĖ 16. Mindaugas VINGRAS 17. Raimonda KAVALIŠKIENĖ 18. Jonas PAČIUS 19. Andrejus KUZNECOVAS 20. Jelena TAMULIENĖ 21. Irmina MEDEŠYTĖ 22. Remigijus LAPINSKAS
<input type="radio"/>	7 Tautininkų sąjunga	1. Julius PANKA 2. Gintaras SONGAILA 3. Vytautas RUBAVIČIUS 4. Audrius RUDYS 5. Marius KUNDROTI 6. Petras KLEJNAITIS 7. Ričardas GARUOLIS 8. Nijolė BALČIŪNIENĖ 9. Eglė MIRONČIKIENĖ 10. Kazimier 11. Tomas BARANAUSKAS 12. Jonas VAIŠKŪNAS 13. Arūnas EIGIRDAS 14. Kipras VALENTINAVIČIUS 15. Vilma ČEKUTIENĖ 16. Darius KOMKA 17. Alfonsas LŪPEIKIS 18. Reimundas VARAPICKAS 19. Audri
<input type="radio"/>	8 Liberalų ir centro sąjunga	1. Artūras MELJANAS 2. Regimantas ČIUPAILA 3. Žilvinas SILGALIS 4. Saulius GRINKIČIUS 5. Kęstutis 6. Karolis KAKLYS 7. Dalia ŠTRAUPAITĖ 8. Rimantas REMEIKA 9. Kęstutis BILIUS 10. Sigitas ŠIUPŠINSKI 11. Ignas GRIZIČIUS 12. Vaclovas VINGRAS 13. Alvydas BANEVIČIUS 14. Vytautas TARAILE 15. Rita J 16. Vincas LAURUTIS 17. Danutė BUDREIKAITĖ 18. Jonas JUODKA 19. Aivaras VASYLIUS 20. Gintautas 21. Algis ČAPLIKAS 22. Artūras ŽUOKAS
<input type="radio"/>	9 Lietuvos valstiečių ir žaliųjų sąjunga	1. Ramūnas KARBAUSKIS 2. Bronis ROPĖ 3. Mindaugas MACIULEVIČIUS 4. Dainius KEPENIS 5. Andriej 6. Jonas JARUTIS 7. Viktoras PRANCKIETIS 8. Povilas ŽAGUNIS 9. Virginija VINGRIENĖ 10. Jonas VILIONI 11. Sigita KRIAUČIŪNIENĖ 12. Tomas TOMILINAS 13. Vaidotas BUTKEVIČIUS 14. Juozas DAPŠAUSKAS 15. Antanas BAURA 16. Andrejus GAIDAMAVIČIUS 17. Raimonda SUTKAITIENĖ 18. Kęstutis MAŽEIKA 19. Rūta ČEPIENĖ 20. Andrius KASPARAVIČIUS 21. Arminas MOCKEVIČIUS 22. Vitalijus BALKIUS
<input type="radio"/>	10 Lietuvos socialdemokratų pa	1. Zigmantas BALČYTIS 2. Vilija BLUNKEVIČIŪTĖ 3. Juozas OLEKAS 4. Gediminas KIRKILAS 5. Birutė VĖS 6. Juras POŽELA 7. Remigijus MOTUZAS 8. Juozas BERNATONIS 9. Irena ŠIAULIENĖ 10. Marija Aušrinė I 11. Algirdas SYSAS 12. Justas PANKAUSKAS 13. Julius SABATAUSKAS 14. Auksė KONTRIMIENĖ 15. Rimantė ŠALASEVIČIŪTĖ 16. Bronius BRADAUSKAS 17. Algimantas SALAMAKINAS 18. Artūras SK 19. Giedrė PURVANEKIENĖ 20. Vitalija KLIUKIENĖ 21. Rimantas SINKEVIČIUS 22. Arūnas DUDENAS

PIRMUMO BALSAI
 Į šiuos langelius aiškiai įrašykite penkių kandidatų numerius iš to sąrašo, už kurį balsuote. Kandidatų pavardžių nerašykite.

 **brašties.lt**


LUXEMBOURG

Elections européennes du 25 mai 2014

Election de 6 membres du Parlement européen
Circonscription unique

Europawahlen vom 25. Mai 2014

Wahl von 6 Mitgliedern des Europaparlamentes
Landeswahlbezirk

<p>1</p> <p>LSAP - d' Sozialisten</p> <p style="text-align: center;">■</p> <table border="1" style="width: 100%; border-collapse: collapse;"> <tr><td>DELVAUX-STEHRES Mady</td><td></td><td></td></tr> <tr><td>ANGEL Marc</td><td></td><td></td></tr> <tr><td>FAYOT Cathy</td><td></td><td></td></tr> <tr><td>GONÇALVES Cátia</td><td></td><td></td></tr> <tr><td>JUNGEN Tom</td><td></td><td></td></tr> <tr><td>MAY Liz</td><td></td><td></td></tr> </table>	DELVAUX-STEHRES Mady			ANGEL Marc			FAYOT Cathy			GONÇALVES Cátia			JUNGEN Tom			MAY Liz			<p>2</p> <p>DP - Demokratesch Partei</p> <p style="text-align: center;">■</p> <table border="1" style="width: 100%; border-collapse: collapse;"> <tr><td>GOERENS Charles</td><td></td><td></td></tr> <tr><td>CAMARDA Sylvia</td><td></td><td></td></tr> <tr><td>FELLER Jeff</td><td></td><td></td></tr> <tr><td>MONTI Claudia</td><td></td><td></td></tr> <tr><td>PROST-HEINISCH Marie-Paule</td><td></td><td></td></tr> <tr><td>RADOUX Claude Alain Jean</td><td></td><td></td></tr> </table>	GOERENS Charles			CAMARDA Sylvia			FELLER Jeff			MONTI Claudia			PROST-HEINISCH Marie-Paule			RADOUX Claude Alain Jean			<p>3</p> <p>CSV - Chrëschtlech-Sozial Vollekspartei</p> <p style="text-align: center;">■</p> <table border="1" style="width: 100%; border-collapse: collapse;"> <tr><td>REDING Viviane</td><td></td><td></td></tr> <tr><td>BACH Georges</td><td></td><td></td></tr> <tr><td>ENGEL Frank</td><td></td><td></td></tr> <tr><td>HANSEN Christophe</td><td></td><td></td></tr> <tr><td>PESCH-DONDELINGER Marianne</td><td></td><td></td></tr> <tr><td>WISELER-SANTOS LIMA Isabel</td><td></td><td></td></tr> </table>	REDING Viviane			BACH Georges			ENGEL Frank			HANSEN Christophe			PESCH-DONDELINGER Marianne			WISELER-SANTOS LIMA Isabel			<p>4</p> <p>ADR - Alternativ Demokratesch Reformpartei</p> <p style="text-align: center;">■</p> <table border="1" style="width: 100%; border-collapse: collapse;"> <tr><td>GIBÉRYEN Gast</td><td></td><td></td></tr> <tr><td>KARTHEISER Fernand</td><td></td><td></td></tr> <tr><td>REDING Roy</td><td></td><td></td></tr> <tr><td>MEHLEN Robert</td><td></td><td></td></tr> <tr><td>SCHOOS Jean</td><td></td><td></td></tr> <tr><td>MIRANDA EIRES Liliana</td><td></td><td></td></tr> </table>	GIBÉRYEN Gast			KARTHEISER Fernand			REDING Roy			MEHLEN Robert			SCHOOS Jean			MIRANDA EIRES Liliana			<p>5</p> <p>déi gréng</p> <p style="text-align: center;">■</p> <table border="1" style="width: 100%; border-collapse: collapse;"> <tr><td>TURMES Claude</td><td></td><td></td></tr> <tr><td>METZ Tilly</td><td></td><td></td></tr> <tr><td>ADAM Claude</td><td></td><td></td></tr> <tr><td>ÁRVAI Gina</td><td></td><td></td></tr> <tr><td>BENNY François</td><td></td><td></td></tr> <tr><td>TEIXEIRA ép. AENDEKERK Ana Luísa</td><td></td><td></td></tr> </table>	TURMES Claude			METZ Tilly			ADAM Claude			ÁRVAI Gina			BENNY François			TEIXEIRA ép. AENDEKERK Ana Luísa		
DELVAUX-STEHRES Mady																																																																																														
ANGEL Marc																																																																																														
FAYOT Cathy																																																																																														
GONÇALVES Cátia																																																																																														
JUNGEN Tom																																																																																														
MAY Liz																																																																																														
GOERENS Charles																																																																																														
CAMARDA Sylvia																																																																																														
FELLER Jeff																																																																																														
MONTI Claudia																																																																																														
PROST-HEINISCH Marie-Paule																																																																																														
RADOUX Claude Alain Jean																																																																																														
REDING Viviane																																																																																														
BACH Georges																																																																																														
ENGEL Frank																																																																																														
HANSEN Christophe																																																																																														
PESCH-DONDELINGER Marianne																																																																																														
WISELER-SANTOS LIMA Isabel																																																																																														
GIBÉRYEN Gast																																																																																														
KARTHEISER Fernand																																																																																														
REDING Roy																																																																																														
MEHLEN Robert																																																																																														
SCHOOS Jean																																																																																														
MIRANDA EIRES Liliana																																																																																														
TURMES Claude																																																																																														
METZ Tilly																																																																																														
ADAM Claude																																																																																														
ÁRVAI Gina																																																																																														
BENNY François																																																																																														
TEIXEIRA ép. AENDEKERK Ana Luísa																																																																																														
<p>6</p> <p>KPL - d' Kommunisten</p> <p style="text-align: center;">■</p> <table border="1" style="width: 100%; border-collapse: collapse;"> <tr><td>RUCKERT Aji</td><td></td><td></td></tr> <tr><td>BERNARD Zénon</td><td></td><td></td></tr> <tr><td>FERNANDES RIBEIRO Catarina</td><td></td><td></td></tr> <tr><td>HERMAN Alain</td><td></td><td></td></tr> <tr><td>PIZZAFERRI Nadine</td><td></td><td></td></tr> <tr><td>WARINGO Marceline</td><td></td><td></td></tr> </table>	RUCKERT Aji			BERNARD Zénon			FERNANDES RIBEIRO Catarina			HERMAN Alain			PIZZAFERRI Nadine			WARINGO Marceline			<p>7</p> <p>déi Lénk</p> <p style="text-align: center;">■</p> <table border="1" style="width: 100%; border-collapse: collapse;"> <tr><td>DA SILVA BENTO Manuel</td><td></td><td></td></tr> <tr><td>GORZA Thérèse</td><td></td><td></td></tr> <tr><td>HOFFMANN André</td><td></td><td></td></tr> <tr><td>LENTZ Fabienne</td><td></td><td></td></tr> <tr><td>ROCHA Noëlle Dominique</td><td></td><td></td></tr> <tr><td>TURPEL Justin</td><td></td><td></td></tr> </table>	DA SILVA BENTO Manuel			GORZA Thérèse			HOFFMANN André			LENTZ Fabienne			ROCHA Noëlle Dominique			TURPEL Justin			<p>8</p> <p>PID - Partei fir Integral Demokratie</p> <p style="text-align: center;">■</p> <table border="1" style="width: 100%; border-collapse: collapse;"> <tr><td>COLOMBERA Jean</td><td></td><td></td></tr> <tr><td>PHILIPP Romain</td><td></td><td></td></tr> <tr><td>FRÈRES Daniel</td><td></td><td></td></tr> <tr><td>GRETSCH Laurent</td><td></td><td></td></tr> <tr><td>MONTEIRO Felix</td><td></td><td></td></tr> <tr><td>FIGUEIRA Alexandra</td><td></td><td></td></tr> </table>	COLOMBERA Jean			PHILIPP Romain			FRÈRES Daniel			GRETSCH Laurent			MONTEIRO Felix			FIGUEIRA Alexandra			<p>9</p> <p>Piratepartei</p> <p style="text-align: center;">■</p> <table border="1" style="width: 100%; border-collapse: collapse;"> <tr><td>CLEMENT Sven</td><td></td><td></td></tr> <tr><td>ALLARD Ben</td><td></td><td></td></tr> <tr><td>GOERGEN Marc</td><td></td><td></td></tr> <tr><td>LIESCH Camille</td><td></td><td></td></tr> <tr><td>MAAR Andy</td><td></td><td></td></tr> <tr><td>STIEFER Michèle</td><td></td><td></td></tr> </table>	CLEMENT Sven			ALLARD Ben			GOERGEN Marc			LIESCH Camille			MAAR Andy			STIEFER Michèle																					
RUCKERT Aji																																																																																														
BERNARD Zénon																																																																																														
FERNANDES RIBEIRO Catarina																																																																																														
HERMAN Alain																																																																																														
PIZZAFERRI Nadine																																																																																														
WARINGO Marceline																																																																																														
DA SILVA BENTO Manuel																																																																																														
GORZA Thérèse																																																																																														
HOFFMANN André																																																																																														
LENTZ Fabienne																																																																																														
ROCHA Noëlle Dominique																																																																																														
TURPEL Justin																																																																																														
COLOMBERA Jean																																																																																														
PHILIPP Romain																																																																																														
FRÈRES Daniel																																																																																														
GRETSCH Laurent																																																																																														
MONTEIRO Felix																																																																																														
FIGUEIRA Alexandra																																																																																														
CLEMENT Sven																																																																																														
ALLARD Ben																																																																																														
GOERGEN Marc																																																																																														
LIESCH Camille																																																																																														
MAAR Andy																																																																																														
STIEFER Michèle																																																																																														

MALTA

GENERAL ELECTIONS



[CAP. 354. 65

EIGHTH SCHEDULE

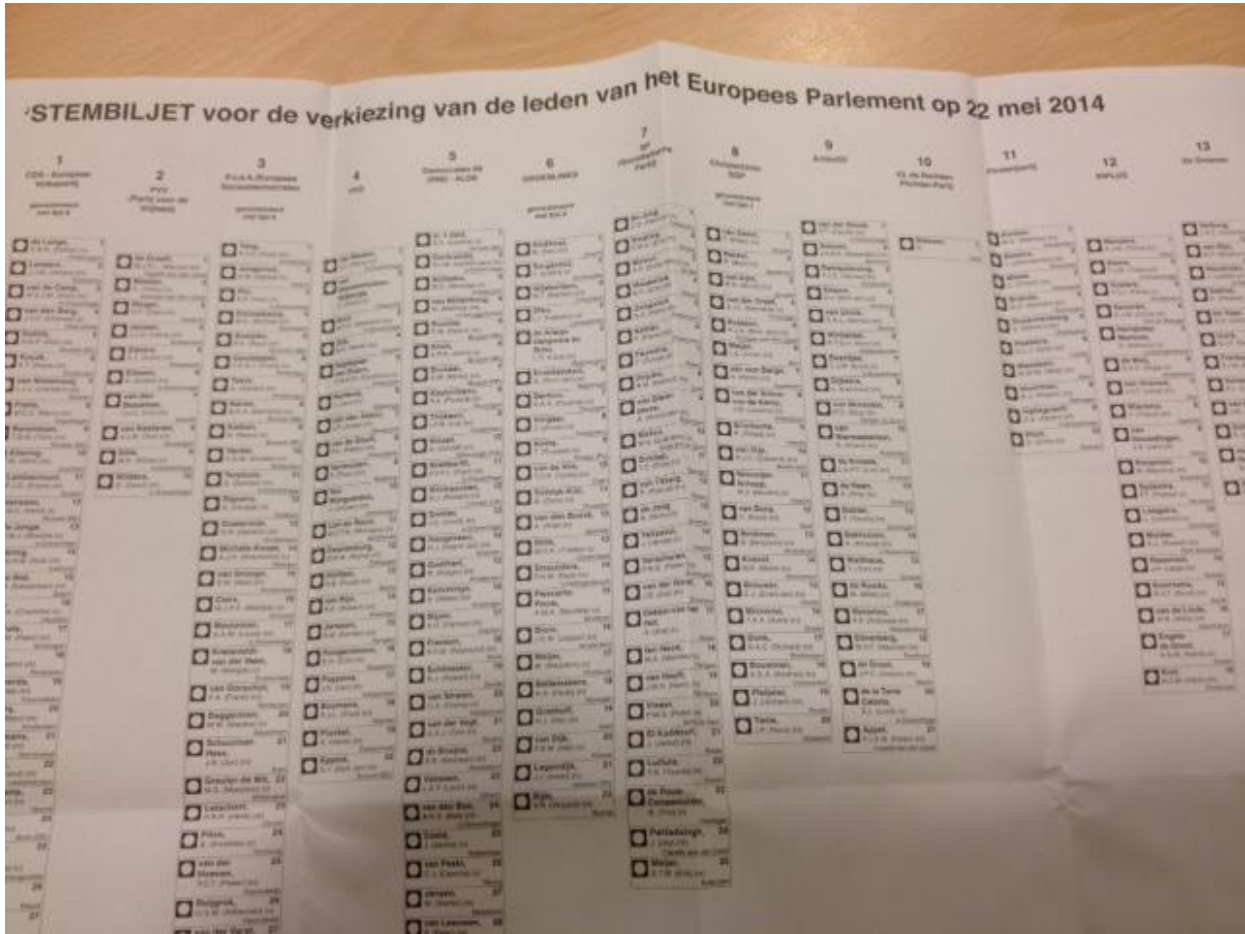
(Article 49)

Form of Ballot Paper

Substituted by:
XV 1996/64.

No. of Members to be elected	Division	Ballot order of preference in respect of votes
Name of Candidate	Badge of Candidate	
INVIKT TAL-FLEW		
JONES, John Jones, of 02, Chelmsley Street, Valletta, Merchant		
MARZI, William David (Alec), of 1X, Tigné Road, Sliema, Farmer		
MEALE, Joseph (Jack), of 1X, Woods Avenue, Sliema, Labourer		
MERCAT, Symeon (Alec), of 1, St. Paul's Street, Salfes, Driver		
WILLI, James (Mike), of 5, Republic Street, St. Julian, Architect		
WILLIAMS, Francis (Frank), of 02, Derwent Street, Zurrieq, Clerk		
INVIKT TAL-GRANIER		
WIDDERMER, John (Alec), of 12, Marina Street, Dgħajra, Farmer		
BEFFI, Massimo (Max), of 02, Barbara Street, Mġarr, Clerk		
CRISPE, Luke (Chris), of 'Dgħajra', Main Street, Dgħajra, Housewife		
MIZZI, Joseph (Mick), of 1X, Two Gates Street, Lija, Lawyer		
SMER, Francis (Dick), of 10, East Street, Lija, Clerk		
INVIKT TAL-GRANIER		
ADDONNERI, Richard (Alec), of 105, St. Dominic Street, Gozo, Clerk		
SMARIT, Joseph (Dick), of 'Gozolet', 102, (Gozolet) Street, Mtarfa, Clerk		
INVIKT INDEPENDENT		
DEANEMER, Louis (Eugene), of 02, Republic Street, Dgħajra, Merchant		
GRIGIA, (Mrs.) (Gina), of 17, Offices Lane, Dgħajra, Merchant		

NETHERLANDS



POLAND

WZÓR

Okręg wyborczy nr

(siedziba okręgowej komisji wyborczej)

KARTA DO GŁOSOWANIA

w wyborach do Parlamentu Europejskiego na okręgowe listy kandydatów na posłów

w dniu

Listy kandydatów na posłów

<p>Lista nr</p> <p>(nazwa lub skrót nazwy komitetu wyborczego)</p> <p>1. <input type="checkbox"/></p> <p>(nazwisko i imię - imiona)</p> <p>2. <input type="checkbox"/></p> <p>3. <input type="checkbox"/></p> <p>4. <input type="checkbox"/></p> <p>5. <input type="checkbox"/></p> <p>6. <input type="checkbox"/></p> <p>7. <input type="checkbox"/></p> <p>8. <input type="checkbox"/></p>	<p>Lista nr</p> <p>(nazwa lub skrót nazwy komitetu wyborczego)</p> <p>1. <input type="checkbox"/></p> <p>(nazwisko i imię - imiona)</p> <p>2. <input type="checkbox"/></p> <p>3. <input type="checkbox"/></p> <p>4. <input type="checkbox"/></p> <p>5. <input type="checkbox"/></p> <p>6. <input type="checkbox"/></p> <p>7. <input type="checkbox"/></p> <p>8. <input type="checkbox"/></p> <p>9. <input type="checkbox"/></p>
<p>Lista nr</p> <p>(nazwa lub skrót nazwy komitetu wyborczego)</p> <p>1. <input type="checkbox"/></p> <p>(nazwisko i imię - imiona)</p> <p>2. <input type="checkbox"/></p> <p>3. <input type="checkbox"/></p> <p>4. <input type="checkbox"/></p> <p>5. <input type="checkbox"/></p> <p>6. <input type="checkbox"/></p> <p>7. <input type="checkbox"/></p> <p>8. <input type="checkbox"/></p> <p>9. <input type="checkbox"/></p> <p>10. <input type="checkbox"/></p>	<p>Lista nr</p> <p>(nazwa lub skrót nazwy komitetu wyborczego)</p> <p>1. <input type="checkbox"/></p> <p>(nazwisko i imię - imiona)</p> <p>2. <input type="checkbox"/></p> <p>3. <input type="checkbox"/></p> <p>4. <input type="checkbox"/></p> <p>5. <input type="checkbox"/></p>

INFORMACJA

Głosować można tylko na jedną listę kandydatów, stawiając znak „X” w kratce z lewej strony obok nazwiska jednego z kandydatów z tej listy, przez co wskazuje się jego pierwszeństwo do otrzymania mandatu. Postawienie znaku „X” w kratce obok nazwisk kandydatów z różnych list lub niepostawienie znaku „X” w żadnej kratce powoduje nieważność głosu.

















(miejsce na umieszczenie pieczęci
obwodowej komisji wyborczej)

(odcisk pieczęci okręgowej
komisji wyborczej)

PORTUGAL

votos Europa 2014_votos Europa 2014 17/04/14 08:55 Página 2

ELEIÇÃO PARA O PARLAMENTO EUROPEU

Partido Socialista	PS		<input type="checkbox"/>
Nova Democracia	PND		<input type="checkbox"/>
Partido da Terra	MPT		<input type="checkbox"/>
Movimento Alternativa Socialista	MAS		<input type="checkbox"/>
Partido pelos Animais e pela Natureza	PAN		<input type="checkbox"/>
Partido Operário de Unidade Socialista	POUS		<input type="checkbox"/>
Partido Trabalhista Português	PTP		<input type="checkbox"/>
LIVRE	L		<input type="checkbox"/>
Bloco de Esquerda	B.E.		<input type="checkbox"/>
Partido Comunista dos Trabalhadores Portugueses	PCTP/MRPP		<input type="checkbox"/>
Portugal pro Vida	PPV		<input type="checkbox"/>
Partido Democrático do Atlântico	PDA		<input type="checkbox"/>
Partido Nacional Renovador	PNR		<input type="checkbox"/>
CDU - Coligação Democrática Unitária	PCP-PEV		<input type="checkbox"/>
Aliança Portugal	PPD/PSD . CDS-PP		<input type="checkbox"/>
Partido Popular Monárquico	PPM		<input type="checkbox"/>

ROMANIA

1) **PARTIDUL DEMOCRAT LIBERAL** 

1. THEODOR-DUMITRU STOLOJAN	22. DORULEȚ-NELU RESMERIȚĂ
2. MONICA-LUISA MACOVEI	23. MARIETA RĂILEANU-ILCU
3. TRAIAN UNGUREANU	24. ȘTEFAN PRALĂ
4. MARIAN-JEAN MARINESCU	25. ADRIAN ION MOISESCU
5. DANIEL BUDA	26. ALEXANDRU DRĂGAN
6. OREST ONOFREI	27. GHEORGHE BÎRLEA
7. DRAGOȘ FLORIN DAVID	28. ALINA VALENTINA NIȚĂ
8. IUSTIN-MARINEL CIONCA-ARGHIR	29. RADU CĂLIN ROȘIAN
9. MIHAI CRISTIAN APOSTOLACHE	30. VICTOR GEORGESCU
10. GABRIELA-CĂTĂLINA MONTOIU	31. ILIE BUZESCU
11. MIRCEA-GHEORGHE HAVA	32. EDUARD-MARIUS BERCA
12. SORIN-DAN MOLDOVAN	33. CLAUDIU DUMITRESCU
13. MIHĂIȚĂ BOJIN	34. CIPRIAN-CONSTANTIN IFTIMOAEI
14. GEORGE SCRIPCARU	35. ADRIAN-FELICIAN COZMA
15. GHEORGHE FALCĂ	36. GEORGE-ALEXANDRU IONICĂ
16. DORIN FLOREA	37. CARMEN PANTIȘ
17. ȘTEFAN SPIRIDON	38. IONUȚ FILIMON
18. DANIELA CÎMPEAN	39. GABRIELA FOTACHE
19. SIMONA DRĂGHINCESCU	40. HAZEM KANSOU
20. CĂTĂLIN MOROȘAN	41. ANIȘOARA RADU
21. DUMITRU MĂRCULESCU	42. ANCUȚA MIHAELA ȘTEFAN

2) **PARTIDUL MIȘCAREA POPULARĂ** 

1. CRISTIAN-DAN PEDA	21. CRISTINA TIMARIU
2. SIEGFRIED VASILE MUREȘAN	22. MARIAN VASILE
3. TEODOR-ANATOL BĂCONSCHI	23. IULIANA GRIGORIU
4. CRISTIAN PETRESCU	24. EUGENIA ȘORTAN
5. PETRU-DANIEL FUNERIU	25. OCTAVIANA MARINCAȘ
6. CARMEN-MARIANA ROȘU	26. CRISTIAN-DAN DAMIAN
7. RUXANDRA MARIA DRAGOMIR	27. LUCIAN PATRAȘCU
8. ALEXANDRU LEȘCO	28. MARIUS CONDOIU
9. GABRIEL BERCA	29. MIRCEA-LIPIAN
10. GELU VIȘAN	30. CAROL FEKETE
11. ADRIAN RĂDULESCU	31. LOREDANA-FLORENTINA CRIȘAN-LAZAROV
12. LAURA-DIANA BOTA	32. SIMONA-DIANA POPA
13. VALERIAN VREME	33. DRAGOȘ-FLORIN COMAN
14. NICOLAE IVĂȘCHESCU	34. FLORIN-ALEXANDRU HREBENCIUC
15. MIHAIL-CIPRIAN ROGOJAN	35. ȘTEFAN ODOBLEJA
16. CLEMENT NEGRUȚ	36. DANA-EUGENIA MOINESCU
17. SERGIU-IONUȚ DIACOMATU	37. ANA MAXIM
18. DAN-RADU ZĂTREANU	38. BRIGIȚIU-ION ZOMANȚ
19. COSTACHE-IOAN BOTEZATU	39. ANA-MARIA IRIMIA
20. BOGDAN-LAURENȚIU GAMALET	40. MARIA-MIHAELA TUDORACHE
	41. ANDREEA-JEANINA POPA

3) **UNIUNEA DEMOCRATĂ MAGHIARĂ DIN ROMÂNIA** 

1. IULIU WINKLER	22. SZABOLCS NAGY
2. CSABA SÓGOR	23. BORBALA VAJDA
3. LORÁNT-GYÖRGY VINCZE	24. ANNAMÁRIA-BODOCZI
4. CSILLA-HEGEDŰS	25. BOTOND BALAZS
5. ISTVÁN-LORÁNT ANTAL	26. TÜNDE DAJKA
6. FERENC PÉTER	27. MIHÁLY-LEVENTE KOVÁCS
7. CSABA PATÁKI	28. EMŐKE BÁLINT
8. ERIKA BENKŐ	29. FERENC DEMETER
9. SÁNDOR PÁSZTOR	30. FRANCISKA-ŐRI-PÁKAI
10. ISTVÁN-FLORIN KOZMA	31. LAJÓS-LEVENTE PAPP
11. ANNAMÁRIA BOGYA	32. PÉTER ECKSTEIN-KOVÁCS
12. FERENC ASZTALOS	33. ALIZ-TÍMEA ANDERCÓ
13. LORÁND-BÁLINT MAGYAR	34. NOÉMI-ERIKA VIDA
14. MONIKA KOZMA	35. PÉTRU FARAGO
15. ATTILA KLÁRIK	36. CAROL AMBRUS
16. ISTVÁN DEMYEN	37. MIHAI-ȘTEFAN KÖKÉNYESDI
17. ARANKA TAKÁCS	38. ZSUZSA RÓMANSZKI
18. LÁSZLÓ TÓRÓK	39. ANDREI MOLNÁR
19. JÓZSEF BIRTALAN	40. ADORJAN-MIHÁLY JAKAB
20. HELGA LŐRINCZ	41. SZENDE SZÁFTA
21. CSONGOR GOGOLAK-HRUBECZ	42. LEVENTE NOVAK

4) **ALIANȚA ELECTORALĂ PSD-UNPR-PC** 

1. CORINA CREȚU PSD	22. CLAUDIA GILIA PSD
2. ECATERINA ANDRONESCU PSD	23. TIBERIUȘ-MARIUS BRĂDĂȚAN PSD
3. CĂTĂLIN-SORIN IVAN PSD	24. SORIN MIHAI RADU PSD
4. DAN NICĂ PSD	25. ALEXANDRU ROTARU PSD
5. MARIA GRĂPINI PC	26. IULIANA-FLORINA ANGHEL UNPR
6. DAMIAN DRĂGHICI UNPR	27. SEBASTIAN RĂDUCANU PSD
7. DACIANA-OCTAVIA SĂRBU PSD	28. CLAUDIU ILAȘ PSD
8. IOAN-MIRCEA PAȘCU PSD	29. ION VOINEA PSD
9. VASILICA-VIORICA DĂNCILĂ PSD	30. ALINA CAZANACLI PC
10. IONEL-SORIN MOISĂ PSD	31. VEACESLAV ȘARAMET PSD
11. VICTOR BOȘTINARU PSD	32. VERA-DORINA CRISTESCU PSD
12. CLAUDIU-CIPRIAN TĂNĂSESCU PSD	33. ȘTEFAN-OVIDIU POPA PSD
13. DORU-CLAUDIAN FRUNZULICĂ UNPR	34. STELA ARHIRE PSD
14. CONSTANTIN-LAURENȚIU REBEGA PC	35. BOGDAN-CONSTANTIN MIHĂILESCU PSD
15. ANA-CLAUDIA ȚAPARDEL PSD	36. ANDRA-ANCA BLOTIU PSD
16. ANDI-LUCIAN CRISTEA PSD	37. SERGIU-VASILE PAPUC PSD
17. VICTOR NEGRESCU PSD	38. BOGDAN-ANDREI TOADER PSD
18. EMILIAN PAVEL PSD	39. GEORGETA FĂNTĂNARU PSD
19. RĂZVAN POPA PSD	40. VALERIA-ELENA RÎMNICEANU PSD
20. MARIA-GABRIELA ZOANĂ PSD	41. EMILIAN-EUGEN BĂRBULESCU PSD
21. FLORENTINA-ADINA DOBRETE PSD	42. DRAGOȘ CHIOVEANU PSD

SLOVAKIA



Číslo kandidátnej listiny: **3**

HLASOVACÍ LÍSTOK

**SMER –
SOCIÁLNA DEMOKRACIA**

Kandidáti pre voľby do Európskeho parlamentu 24. mája 2014

1. **Maroš Šefčovič**, JUDr., PhD., 47 r., podpredseda Európskej komisie, Bratislava
2. **Monika Flašíková Beňová**, PhD., 45 r., poslankyňa Európskeho parlamentu, Bratislava
3. **Monika Smolková**, Mgr., 57 r., poslankyňa Európskeho parlamentu, Košice
4. **Vladimír Maňka**, Ing., 54 r., poslanec Európskeho parlamentu, Zvolen
5. **Boris Zala**, doc. Dr., 59 r., poslanec Európskeho parlamentu, Bratislava
6. **Katarína Neveďalová**, Bc., 31 r., poslankyňa Európskeho parlamentu, Čeladice
7. **Gabriela Kečkéšová**, Mgr., 36 r., poradkyňa podpredsedu Európskej komisie, Zlaté Moravce
8. **Jozef Štrba**, Ing., 51 r., podpredseda Žilinského samosprávneho kraja, Žilina
9. **Peter Bizovský**, MUDr., MPH, 57 r., riaditeľ Ľubovnianskej nemocnice, n. o., Stará Ľubovňa
10. **Alexander Bačík**, Ing., 53 r., riaditeľ ÚPSVaR Levice, Levice
11. **Ján Hrubý**, Bc., 26 r., asistent poslanca NR SR, Trnava
12. **Martin Nemky**, Ing., 34 r., prednosta Okresného úradu Nitra, Nitra
13. **Božena Kováčová**, Ing., 55 r., starostka, Janova Lehota



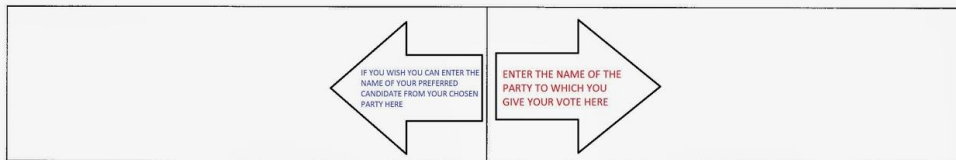
SLOVENIA
Ballot paper

VOLITVE POSLANCEV IZ REPUBLIKE SLOVENIJE V EVROPSKI PARLAMENT 2014
– GLASOVANJE PO POŠTI

URADNA PRAZNA GLASOVNICA

Navodilo: V desni del pravokotnega prostora na glasovnici lastnoročno ali na drug način vpišete ime liste kandidatov za katero glasujete.

V levi del pravokotnega prostora na glasovnici lastnoročno ali na drug način lahko vpišete ime in priimek kandidata, iz liste kandidatov za katero ste glasovali, ki mu dajete preferenčni glas.



Lists and candidates

1. KACIN - KONKRETNO	2. DL DRŽAVLJANSKA LISTA IN ZAVEZNIŠTVO LIBERALCEV IN DEMOKRATOV ZA EVROPO 	3. Evropski LEFT	4. SLOVENSKA NACIONALNA STRANKA - SNS	5. VERJAMEM! LISTA DR. IGORJA ŠOLTESA	6. NSI in SLS 	7. SOCIALNI DEMOKRATI IN STRANKA EVROPSKIH SOCIALISTOV 	8. SLOVENSKA DEMOKRATSKA STRANKA - SDS
1. Jelko KACIN 2. Polona SAGADIN 3. Dorijan MARŠIČ 4. Failla PAŠIČ BIŠIČ 5. Andrej LAVTAR 6. Tatjana GREIF 7. Jure PUCKO 8. Sara KARBA	1. Senko PLIČANIČ 2. Polonca KOMAR 3. Marko PAVLIŠIČ 4. Vesna ALABER 5. Milan DUBRAVAC 6. Emina HADŽIČ 7. Monika BRAČIKA 8. Miha ISTENIČ	1. Violeta TOMIČ 2. Dušan PLUT 3. Luka MESEC 4. Jasminka DEDIČ 5. Janez POŽAR 6. Lara JANKOVIČ 7. Branimir ŠTRUKELJ 8. Petra REZAR	1. Zmago JELINČIČ PLEMENTI 2. Sergej ČAS 3. Helena RUPAR 4. Alenka JELENOVIČ 5. Jos ZALOKAR 6. Katarina LANGUS ŠELIGO 7. Jelena MILJKOVIČ 8. Folko PUCONJA	1. Igor ŠOLTES 2. Katarina KOŠAK 3. Boštjan HORVAT 4. Mojca BLAS 5. Iztok PRISLAN 6. Monja REŽONJA 7. Gregor VELIČKOV 8. Diana TERNAV	1. Lojze PETERLE 2. Aleš HOJS 3. Monika KIRBIŠ ROJS 4. Neža PAVLIČ 5. Vida ČADONIČ ŠPELIČ 6. Jakob PRESEČNIK 7. Ljudmila NOVAK 8. Franc BOGOVIČ	1. Igor LUKŠIČ 2. Tanja FAJON 3. Mojca KLEVA KEKUŠ 4. Anton BEBLER 5. Marinka VOVK 6. Matevž FRANGEŽ 7. Ljubica JELUŠIČ 8. Patrick VLAČIČ	1. Milan ZVER 2. Romana TOMC 3. Patricija ŠULIN 4. Anže LOGAR 5. Damijan TERPIN 6. Carmen MERČNIK 7. Vlasta KRMELEJ 8. Andrej ŠIRCELJ
9. SLOVENSKI NAROD	10. PIRATSKA STRANKA SLOVENIJE	11. SOLIDARNOST	12. ZELENI SLOVENIJE	13. DeSUS - DEMOKRATIČNA STRANKA UPOROJENCEV SLOVENIJE	14. SANJSKA SLUŽBA	15. POZITIVNA SLOVENIJA	16. ZARES, ZAVEZNIŠTVO LIBERALCEV IN DEMOKRATOV ZA EVROPO
1. Bogomil KNAVS 2. Janica MILLONIG 3. Dušan Egidij KUBOT TOTISLO 4. Ivica KRAJNC 5. Miha MAJC 6. Simona DREV	1. Rolando Benjamin VAZ FERREIRA	1. Dušan KEBER 2. Marjotka HAFNER 3. Damjan MANDELČ 4. Nataša OSOLNIK 5. Tjaša UČAKAR 6. Jože PIRJEVEC 7. Manca URŠIČ ROSAS 8. Lenart ZAJC	1. Vlado ČUŠ 2. Barbara CENČIČ KRAJNC 3. Martin GORJANC 4. Nives GR LJ 5. Marko Miha FEGUŠ 6. Tamara GALUN 7. Franc Branko VIVOD 8. Andreja GALINEC	1. Ivo VAJGL 2. Marija PUKL 3. Izidor SALOBIR 4. Ingeborg IVANEK 5. Bojan BRATINA 6. Jana JENKO 7. Anton DRAGAN 8. Marjana KOTNIK POROPAT	1. Uroš URŠIČ 2. David BRESKVAR 3. Barbara LOŽAR 4. Boštjan NOVAK 5. Ksenija KORENJAK KRAMAR 6. Andreja KORADE 7. Marko KORENJAK	1. Jože MENCINGER 2. Melita ŽUPEVC 3. Valerija MEDIC 4. Jerko ČEHOVIN 5. Mirjam BON KLANUŠČEK 6. Marjan SEDMAK 7. Britta BILAČ 8. Peter VILFAN	1. Darja RADIČ 2. Andrej RUS 3. Ivana GORNIK 4. Vito ROŽEJ 5. Simona POTOČNIK 6. Matic SMREKAR, 7. Cvetka RIBARIČ LASNIK 8. Pavel GANTAR

SWEDEN

VAL TILL EUROPAPARLAMENTET

Europeiska Arbetarpartiet-EAP

Du kan personrösta genom att sätta ett kryss för den kandidat du helst vill ska bli vald. Du kan inte personrösta på fler än en eller någon annan kandidat än de som står nedan.

1. Hussein Askary, Partiledare
2. Malin Wik, Redaktör larouche.se
3. Andreas Persson, Ordf. "Rätt till egen bostad"
4. Ulf Sandmark, Civilekonom Bankdelningsgruppen
5. Elias Dottemar, Ordf. Fusionsenergiföreningen
6. Kjell Lundqvist, Förläggare Ny Solidaritet
7. Sergej Strid, Projektledare "Den klassiska revolutionen"
8. Lotta-Stina Thronell, Sånginstruktör
9. Stephen Brawer, Taxichaufför
10. Astrid Sandmark, Undersköterska

SVERIGE
0029-05611

UNITED KINGDOM

SCHEDULE 1 Regulation 31
FORMS FOR EUROPEAN PARLIAMENTARY ELECTIONS
 Form A: Form of Ballot Paper
Front of ballot paper

Election of Members of the European Parliament for the
[insert name of Region, e.g. 'North-West Region']

Vote **only once** by putting a cross in the box next to your choice

Conservative Party

1. Adam Johnson 2. Orla Keefe 3. Zsolt Lőrincz 4. Nigel Farage 5. Gail Calvert	6. Christiana Bekech-Boone 7. Peter Mair Sturt 8. George Ganois-Matthews 9. Anne Field 10. Brian Andrew Edwards	 Conservatism	<input style="width: 30px; height: 30px;" type="checkbox"/>
--	---	------------------	---

Green Party

1. Anna Dronova 2. Orla Latham 3. Francis Pike 4. Helen Cunniff 5. Anna Dronova	6. Anna Dronova 7. David White 8. Elizabeth Kettle 9. Helen Cunniff 10. Anna Dronova	 Green Party	<input style="width: 30px; height: 30px;" type="checkbox"/>
---	--	-----------------	---

Labour Party

1. Hugh Jones 2. David White 3. Gail Calvert 4. Orla Latham 5. Helen Cunniff	6. Hugh Jones 7. Gail Calvert 8. Helen Cunniff 9. Orla Latham 10. Helen Cunniff	 Labour	<input style="width: 30px; height: 30px;" type="checkbox"/>
--	---	------------	---

Liberal Democrat Party

1. Andrew Turner 2. Helen Cunniff 3. Lucy Aherne 4. Gail Calvert 5. Helen Cunniff	6. Andrew Turner 7. Helen Cunniff 8. Francis Pike 9. Gail Calvert 10. Helen Cunniff	 Liberal Democrat	<input style="width: 30px; height: 30px;" type="checkbox"/>
---	---	----------------------	---

United Kingdom Independence Party

1. Nigel Farage 2. Orla Keefe 3. Gail Calvert 4. Helen Cunniff 5. Helen Cunniff	6. Nigel Farage 7. Helen Cunniff 8. Helen Cunniff 9. Helen Cunniff 10. Helen Cunniff	 UKIP	<input style="width: 30px; height: 30px;" type="checkbox"/>
---	--	----------	---

Barker, Greenwood Hulme

Independent

18

<p>Nightingale, Elizabeth Penelope</p> <p>Independent</p>	<input style="width: 30px; height: 30px;" type="checkbox"/>
<p>Singh, Manmeet</p> <p>Independent</p>	<input style="width: 30px; height: 30px;" type="checkbox"/>

ANNEX IV. GLOSSARY OF BASIC TERMS USED

Closed list. In a multi-member district by proportional representation, each voter has to choose a list of candidates as given. Also called *liste pré-ordonnée bloquée* (French).

Multi-member district. A district electing more than one seat. Usually (but not necessarily) associated with proportional representation.

Open list. In a multi-member district by proportional representation, each voter may select one or more individual candidates from a single list. Also called preferential vote, flexible list, free list. When the selection of an individual candidate is compulsory, quasi-list system.

Panachage. In a multi-member district by proportional representation, each voter can vote for as many candidates as seats in the district from any party or list. Also called open ballot.

Plurality rule. The winner is the alternative(s) with highest number(s) of votes, not necessary achieving a majority or any other quota. Also called relative majority rule or first past the post (FPTP) (Britain and Commonwealth), winner-takes-all (USA), *pluralité* (French).

Proportional representation. In a multi-member district, seats are allocated to different parties or lists in proportion to the votes received.

Semi-open list. A semi-open list allows the voter one vote but two choices. They can either place an "X" next to the preferred candidate on the ballot paper or place an "X" next to the preferred party list as published. A vote either for the party list or an individual candidate on that party list would count towards the party's allocation of seats. A semi-open list system would require an individual candidate to reach an agreed threshold of personal votes to override the list ranking.

Single non-transferable vote (SNTV). In a multi-member district by plurality rule, each voter can vote for only one candidate.

Single-member district. A district electing a single seat. Plurality rule is required.

Single transferable vote (STV). In a multi-member district by some formula of proportional representation, each voter can order all the candidates as preferred; seats are allocated on the basis of quotas, elimination of least voted candidates and voters' second and further preferences. Also called choice voting, or preference voting.

REFERENCES

- Ansolabehere, S., Stewart III, C., May 2005. Residual votes attributable to technology. *J. Polit.* 67, 365–389.
- Bardi, L., Bressanelli, E., Calossi, E., Gagatch, W., Mair, P., Pizzimenti, E., 2009. How To Create a Transnational Party System, European Parliament Study, Brussels.
- Bardi, L., Bressanelli, E., Calossi, E., Cicchi, L., Gagatch, W., Pizzimenti, E., 2014. Political Parties and Foundations at the European Level, European Parliament Study, Brussels.
- Frisina, L., Herron, M., Honaker, J., Lewis, J., 2008. Ballot formats, touchscreens, and undervotes: a study of the 2006 midterm elections in Florida. *Election L. J.* 7 (1), 25–47.
- Hamilton, J.T., Ladd, H.F., 1996. Biased ballots? The impact of ballot structure on North Carolina elections in 1992. *Public Choice* 87 (3/4), 259–280.
- Kimball, D.C., Kropf, M., July 2008. Voting technology, ballot measures, and residual votes. *Am. Polit. Res.* 36, 479–509.
- Krosnick, J.A., Miller, J.M., Tichy, M.P., 2003. An unrecognized need for ballot reform. In: Crigler, Ann N., Just, Marion R., McCaffery, E.J. (Eds.), *Rethinking the Vote*. Oxford University Press, New York.
- Marsh, M., 1998. Testing the Second-Order Election Model after Four European Elections, *British Journal of Political Science*, Vol. 28, Issue 4, pp. 591-607.
- Mather, G.B., 1964. Effects of the Use of Voting Machines on Total Vote Cast: low ad1920–1960. Institute of Public Affairs, University of Iowa, Iowa City.
- Miller, J.M., Krosnick, J.A., November 1998. The impact of candidate name order on election outcomes. *Public Opin. Q.* 62, 291–330.
- Norris, P., 2002. Ballot Structures & Legislative Behaviour, Paper for the conference “Exporting Congress? The Influence of the U.S. Congress on World Legislatures”, Florida International University, University Park Campus, Miami, Florida.
- Norris, P., 2004. *Electoral engineering: Voting rules and political behaviour*, Cambridge University Press.
- Reif, K. and Schmitt, H., 1980. Nine Second-Order National Elections – A Conceptual Framework For The Analysis Of European Election Results, *European Journal of Political Research*, Volume 8, Issue 1, pages 3–44, March 1980.
- Schmitt, H., 2005. The European Elections of June 2004: Still Second-Order?, *West European Politics*, Vol. 28, Issue 3, pp.650-679.
- Walker, J.L., 1966. Ballot forms and voter fatigue: an analysis of the office block and party column ballots. *Midwest J. Polit. Sci.* 10, 448–463.

DIRECTORATE-GENERAL FOR INTERNAL POLICIES

POLICY DEPARTMENT CITIZENS' RIGHTS AND CONSTITUTIONAL AFFAIRS **C**

Role

Policy departments are research units that provide specialised advice to committees, inter-parliamentary delegations and other parliamentary bodies.

Policy Areas

- Constitutional Affairs
- Justice, Freedom and Security
- Gender Equality
- Legal and Parliamentary Affairs
- Petitions

Documents

Visit the European Parliament website:
<http://www.europarl.europa.eu/supporting-analyses>

PHOTO CREDIT: iStock International Inc.



ISBN 978-92-823-8283-7 (paper)
ISBN 978-92-823-8282-0 (pdf)

doi: 10.2861/68936 (paper)
doi: 10.2861/56366 (pdf)