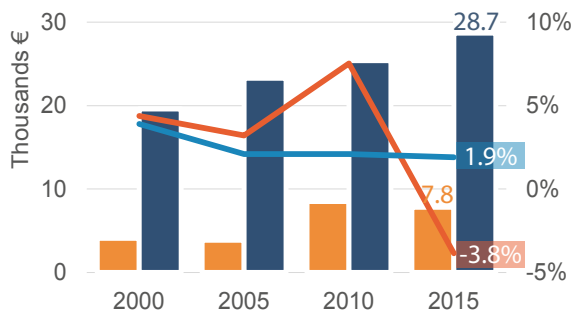


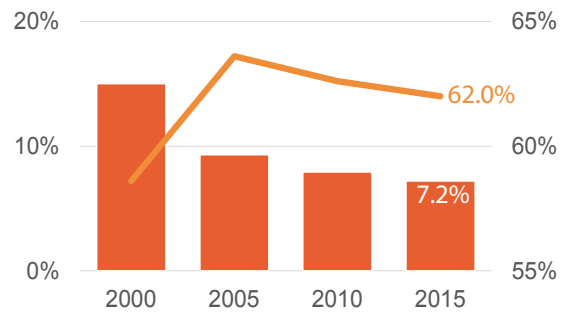
## Brazil: economic indicators and trade with EU

GDP per capita (€) and annual growth (%) in Brazil and the EU-28



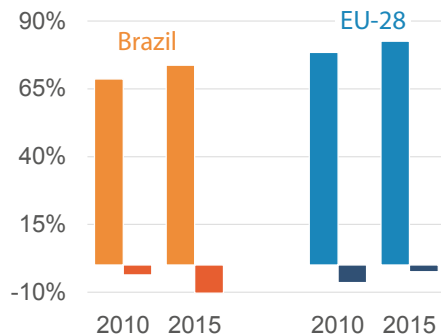
GDP per capita (left axis)   
 ■ Brazil ■ EU28   
 — Brazil — EU28   
 GDP growth (right axis)

Brazil total unemployment and female labour market participation

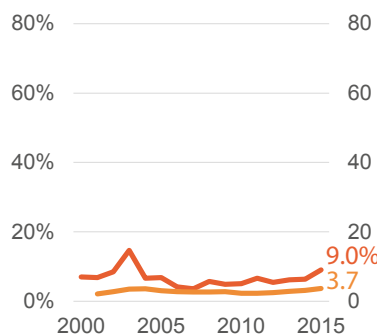


■ Total unemployment (left axis)   
 — Female labour force participation (right axis)

Public finances, monetary and financial data

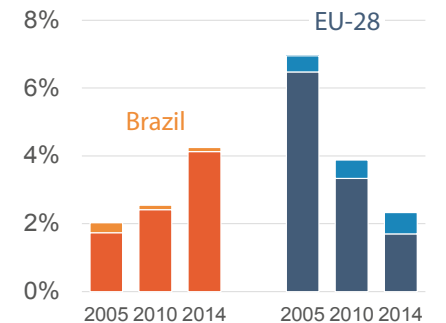


■ Public debt (% of GDP)   
 ■ Surplus/Deficit (% of GDP)




— Real/euro exchange rate   
 — Inflation rate BRA (%)

FDI and remittances to Brazil and the EU-28



■ Remittances received (% of GDP)   
 ■ FDI net inflows (% of GDP)

### Brazil business environment and socio-economic indicators



The **Ease of Doing Business's** distance to frontier score assesses the overall level of regulatory performance of a country. It ranges from 0='lowest performance' to 100='the frontier', the best performance observed worldwide at each year.

The **Human Development Index** (HDI) measures the average achievement in key dimensions of human development. It is based on life expectancy at birth, average duration of education and GDP per capita. It ranges from 0 to 100. 'High human development countries' (UN) are in the range between 70 and 80.

The **Corruption Perception Index** measures the perceived levels of public sector corruption worldwide. Scores range from 0 (highly corrupt) to 100 (very clean). In 2015, two thirds of the countries score below 50.

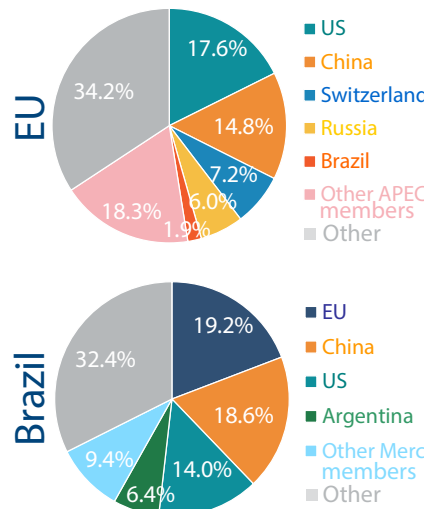
The **GINI Index** measures the deviation of the distribution of income among individuals or households within a country from a perfectly equal distribution. It is hence a measure of inequality in income distribution. A value of 0 represents absolute equality, a value of 100 absolute inequality.

EU trade with Brazil



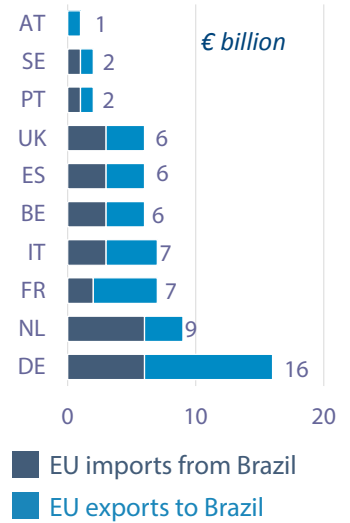
Main trade partners (2015)

Trade in goods, exports plus imports

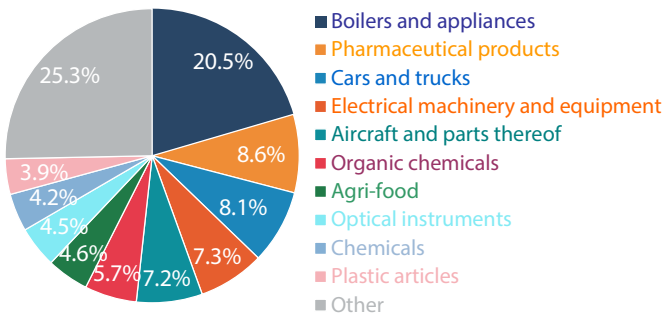


Top EU partners (2015)

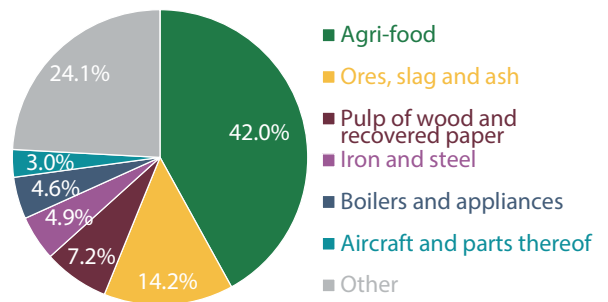
Trade in goods




EU exports to Brazil (2015)



Brazil exports to EU (2015)

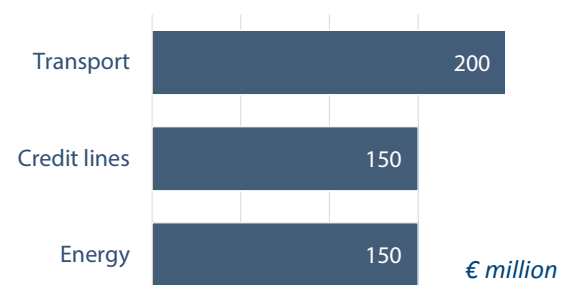


EU grants paid to Brazilian beneficiaries (2014)



Preferential loans to Brazil (EIB)

Finance contracts signed from 2014 to March 2016



The EU contribution to Brazil under the Horizon 2020 research programme was negligible in 2014, but reached € 1.87 million in 2015.

Notes

GlobalStat is a project developed by the European University Institute's Global Governance Programme (Italy) and the Francisco Manuel dos Santos Foundation (Portugal). Data sources for page 1: GDP figures, inflation and exchange rates are from IMF *WEQ* (April 2016) and *Eurostat* (2016); Labour market data are from ILO *KILM* (2015); FDI and remittances data are estimates from World Bank staff based on IMF BoP data (2016); HDI and GINI indexes are from UNDP *HDR* (2015) and are re-scaled (\*) from 0-1 to 0-100 for better comparability; CPI is from *Transparency International* (2015); Doing Business data are from the *World Bank Group - Doing Business Unit* (2016). Data sources for page 2: EU trade with Brazil, Main trade partners (EU), Top 10 partners MS (goods), EU exports to Brazil (%) and Brazil exports to EU (%) are from *ComExt*, *Eurostat*; Other APEC members = Australia, Brunei, Canada, Chile, Hong Kong, Indonesia, Japan, Malaysia, Mexico, New Zealand, Papua New Guinea, Peru, Philippines, Singapore, South Korea, Thailand and Vietnam; main trade partners (Brazil) are from IMF; Other Mercosur members = Argentina, Paraguay, Uruguay and Venezuela; EU grants paid to Brazilian beneficiaries (2014) are from European Commission; Preferential loans to Brazil are from *European Investment Bank (EIB)*.

**Disclaimer and Copyright.** The content of this document is the sole responsibility of the authors and any opinions expressed therein do not necessarily represent the official position of the European Parliament and of the European University Institute. It is addressed to the Members and staff of the EP for their parliamentary work. Reproduction and translation for non-commercial purposes are authorised, provided the source is acknowledged and the European Parliament and GlobalStat are given prior notice and sent a copy. © European Union & GlobalStat, 2016.

eprs@ep.europa.eu (mail) – <http://www.eprs.ep.parl.union.eu> (intranet) – <http://www.europarl.europa.eu/thinktank> (internet) – <http://epthinktank.eu> (blog) – [globalstat@eui.eu](mailto:globalstat@eui.eu) (mail) – <http://www.globalstat.eu> (internet)