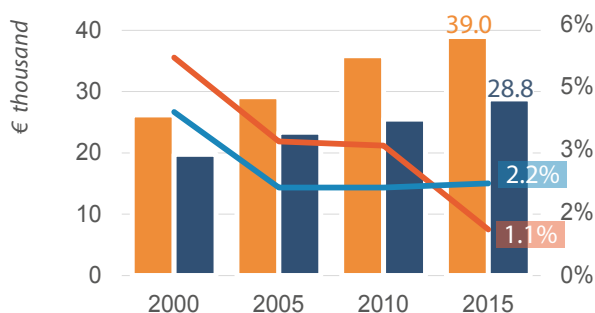


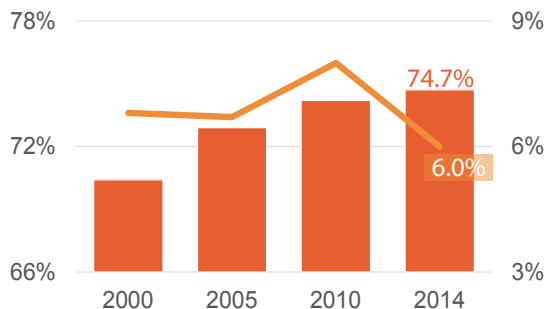
Canada: Economic indicators and trade with EU

GDP per capita (€) and annual growth (%) in Canada and the EU-28



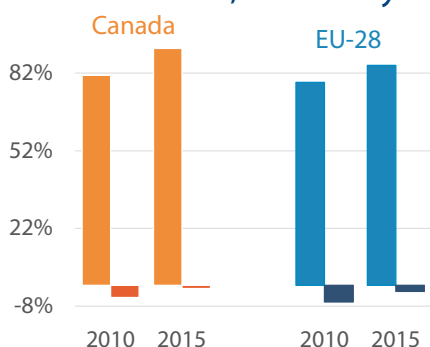
GDP per capita (left axis) Canada (orange bar), EU-28 (dark blue bar)
GDP growth (right axis) Canada (orange line), EU-28 (blue line)

Canada total unemployment and female labour market participation

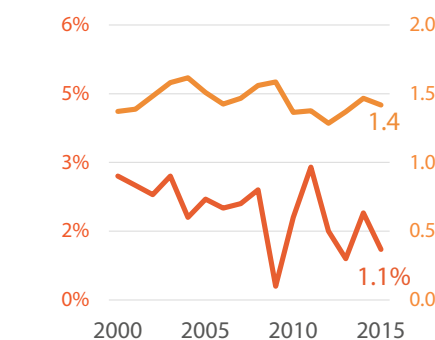


Female labour force participation (left axis) (orange bar)
Total unemployment (right axis) (orange line)

Public finances, monetary and financial data

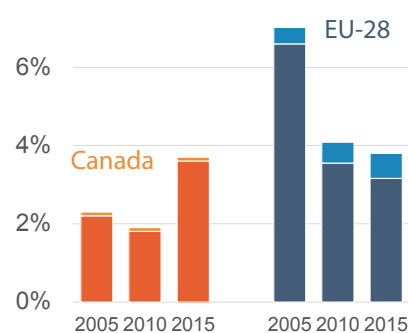


Public debt (% of GDP) (orange bar)
Surplus/deficit (% of GDP) (dark blue bar)



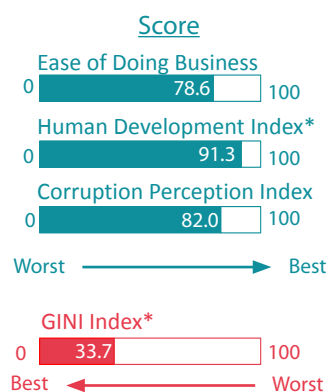
CA dollar/euro exchange rate (right axis) (orange line)
Inflation rate CA (% (left axis) (red line)

FDI and remittances to Canada and the EU-28



Remittances received (% of GDP) (orange bar)
FDI net inflows (% of GDP) (dark blue bar)

Canada business environment and socio-economic indicators



Rank The **Ease of Doing Business's** 'distance to frontier' score assesses the overall level of regulatory performance of a country. It ranges from 0='lowest performance' to 100='the frontier', the best performance observed worldwide each year.

The **Human Development Index (HDI)** measures the average achievement in key dimensions of human development. It is based on life expectancy at birth, average duration of education and GDP per capita. It ranges from 0 to 100. 'High human development countries' (UN) are in the range between 70 and 80.

The **Corruption Perception Index** measures the perceived levels of public sector corruption worldwide. Scores range from 0 (highly corrupt) to 100 (very clean). In 2016, two thirds of countries scored below 50.

The **GINI Index** measures the deviation of the distribution of income among individuals or households within a country from a perfectly equal distribution. It is hence a measure of inequality in income distribution. A value of 0 represents absolute equality, a value of 100 absolute inequality.

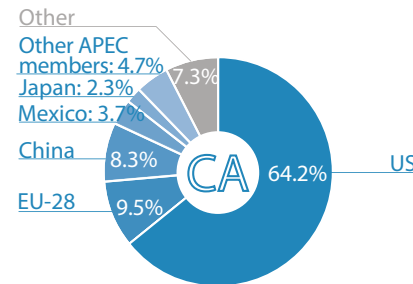
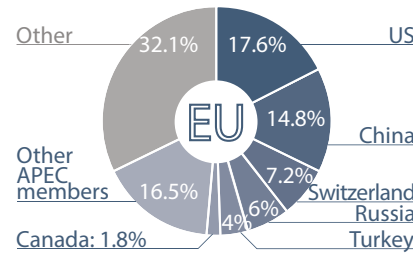


EU trade with Canada



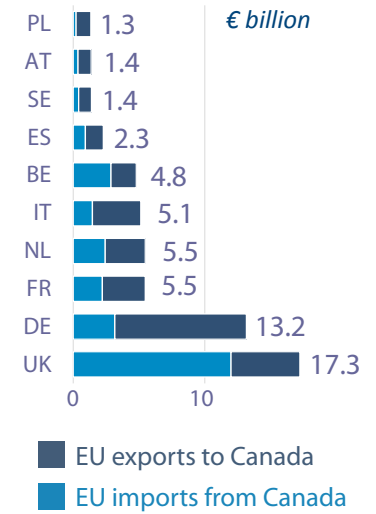
Main trade partners (2015)

Trade in goods, exports plus imports

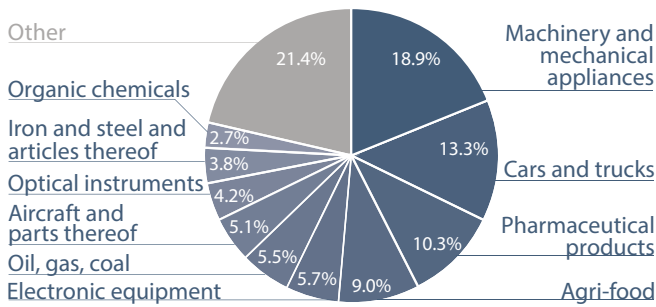


Top EU partners (2015)

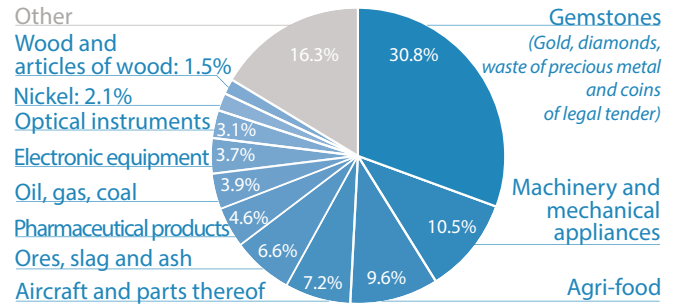
Trade in goods



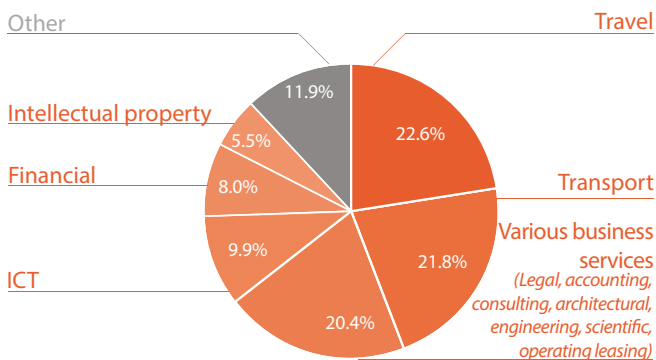
EU exports of goods to Canada (2015)



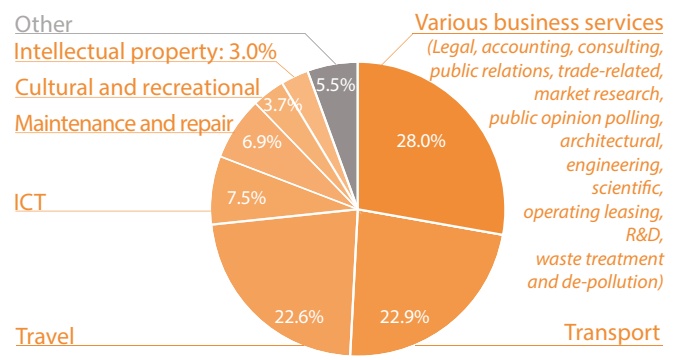
EU imports of goods from Canada (2015)



EU exports of services to Canada (2015)



EU imports of services from Canada (2015)



Notes

GlobalStat is a project developed by the European University Institute's Global Governance Programme (Italy) and the Francisco Manuel dos Santos Foundation (Portugal). Data Sources for Page 1: GDP figures, inflation and exchange rates are from IMF WEO (October 2016) and Eurostat (2016); Labour market data are from World Bank WDI based on ILO KILM (2016); FDI and remittances data are estimates from World Bank staff based on IMF BoP data (2016); HDI and GINI indexes are from UNDP HDR (2015) and are re-scaled (*) from 0-1 to 0-100 for better comparability; CPI is from Transparency International (2016); Doing Business data are from the World Bank Group - Doing Business Unit (2017). Data sources for page 2: EU trade with Canada, Main trade partners (EU), Top EU partners (goods), EU exports of goods to Canada (%) and EU imports of goods from Canada (%) are from ComExt, Eurostat; EU exports of services to Canada (%) and EU imports of services from Canada (%) are from Eurostat; Other APEC members = Australia, Brunei Darussalam, Chile, Hong Kong, Indonesia, Malaysia, Mexico, New Zealand, Papua New Guinea, Peru, Philippines, Singapore, Thailand, Vietnam; main trade partners (Canada) are from IMF.

Disclaimer and Copyright. The content of this document is the sole responsibility of the authors and any opinions expressed therein do not necessarily represent the official position of the European Parliament and of the European University Institute. It is addressed to the Members and staff of the EP for their parliamentary work. Reproduction and translation for non-commercial purposes are authorised, provided the source is acknowledged and the European Parliament and GlobalStat are given prior notice and sent a copy. © European Union & GlobalStat, 2017.

eprs@ep.europa.eu (mail) – <http://www.eprs.ep.parl.union.eu> (intranet) – <http://www.europarl.europa.eu/thinktank> (internet) – <http://epthinktank.eu> (blog) – globalstat@eui.eu (mail) – <http://www.globalstat.eu> (internet)