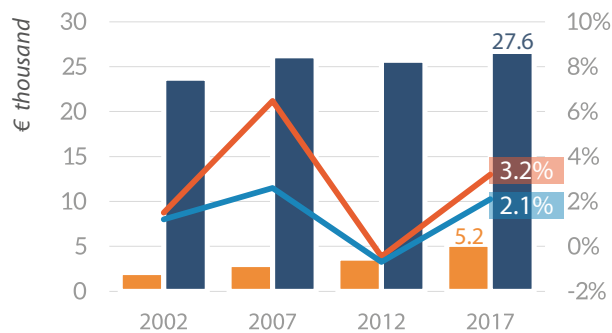
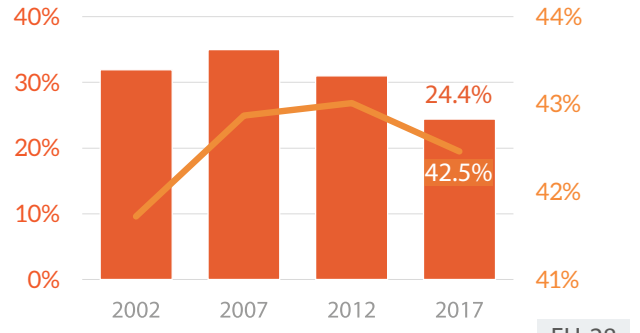


FYR Macedonia: Economic indicators and trade with EU

GDP per capita (€) and annual growth (%) in FYR Macedonia and the EU-28



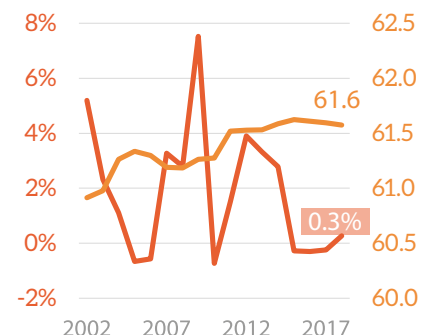
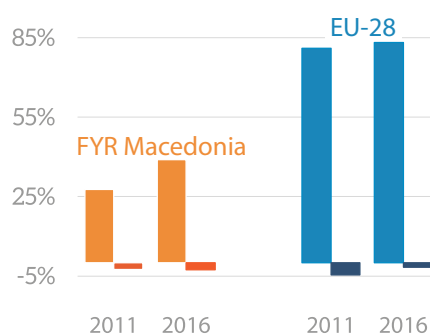
FYR Macedonia total unemployment and female labour market participation



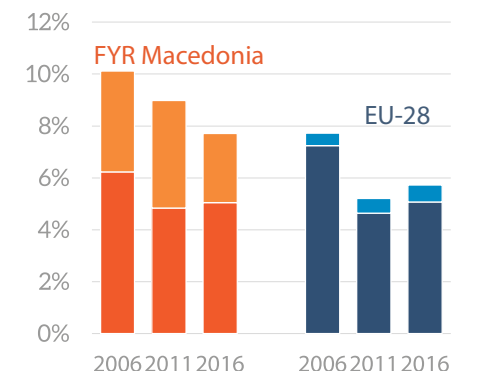
GDP per capita (left axis) FYR Macedonia EU-28 GDP growth (right axis) FYR Macedonia EU-28

Total unemployment (left axis) Female labour force participation (right axis) EU-28 (2017)

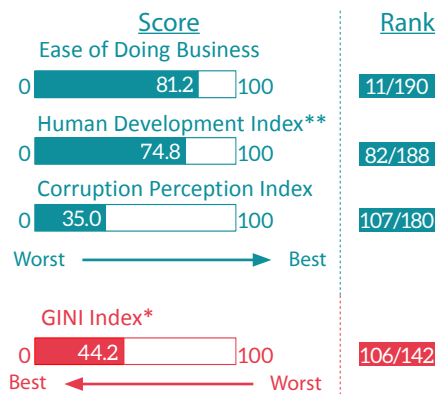
Public finances, monetary and financial data



FDI and remittances to FYR Macedonia and the EU-28



FYR Macedonia business environment and socio-economic indicators



The **Ease of Doing Business's** 'distance to frontier' score assesses the overall level of regulatory performance of a country. It ranges from 0='lowest performance' to 100='the frontier', the best performance observed worldwide each year.

The **Human Development Index** (HDI) measures the average achievement in key dimensions of human development. It is based on life expectancy at birth, average duration of education and GDP per capita. It ranges from 0 to 100. 'High human development countries' (UN) are in the range between 70 and 80.

The **Corruption Perception Index** measures the perceived levels of public-sector corruption worldwide. Scores range from 0 (highly corrupt) to 100 (very clean). In 2016, two thirds of countries scored below 50.

The **GINI Index** measures the deviation of the distribution of income among individuals or households within a country from a perfectly equal distribution. It is hence a measure of inequality in income distribution. A value of 0 represents absolute equality, a value of 100 absolute inequality.

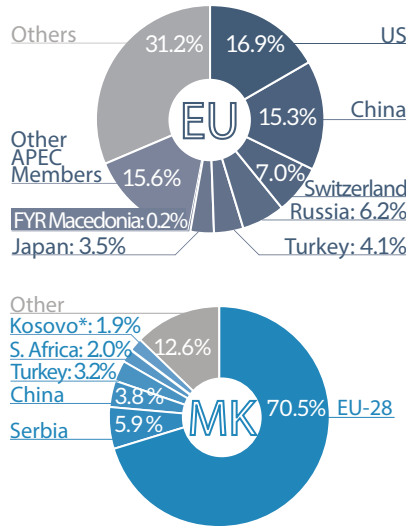


EU trade with FYR Macedonia



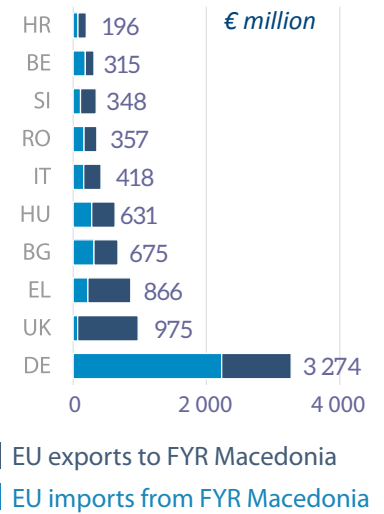
Main trade partners (2017)

Trade in goods (exports plus imports)

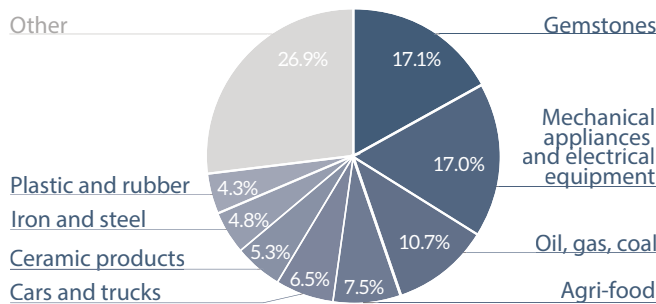


Top EU partners (2017)

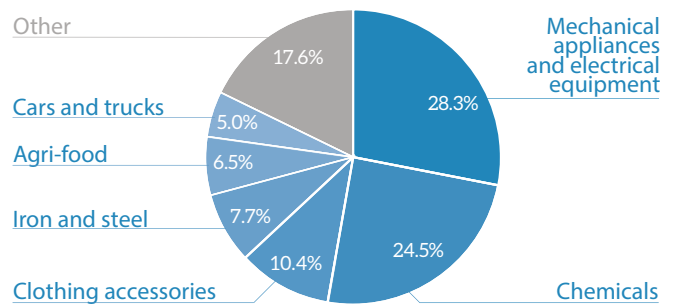
Trade in goods



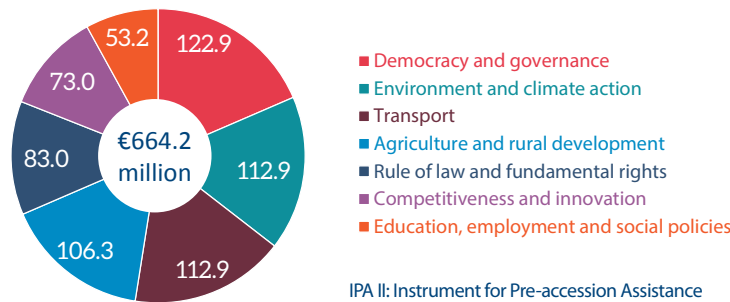
EU exports of goods to FYR Macedonia (2017)



EU imports of goods from FYR Macedonia (2016)

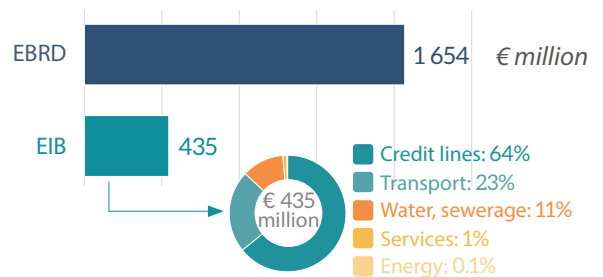


EU Financial assistance to FYR Macedonia under IPA II (2014-2020 allocations)



Preferential loans to FYR Macedonia

EIB finance contracts signed in 2010-2016; EBRD activity in FYR Macedonia to date.



Notes

GlobalStat is a project developed by the European University Institute's Global Governance Programme (Italy) and the Francisco Manuel dos Santos Foundation (Portugal). Data sources for page 1: GDP figures and inflation are from IMF [WEO](#) (October 2017) and [Eurostat](#) (2018); Labour market data are from World Bank [WDI](#) based on ILO KILM (2017); FDI and remittances data are estimates from World Bank staff based on IMF BoP data (2017); HDI and GINI are from [UNDP HDR](#) (2016) and are re-scaled (***) from 0 - 1 to 0 - 100 for better comparability - GINI is an average value computed on 2005-2013; CPI is from [Transparency International](#) (2017); Doing Business data are from the [World Bank Group - Doing Business Unit](#) (2017).

Data sources for page 2: EU trade with FYR Macedonia, Main trade partners (EU), Top EU partners (goods), EU exports of goods to FYR Macedonia (%) and EU imports of goods from FYR Macedonia (%) are from [ComExt, Eurostat](#); Other APEC members = Australia, Brunei Darussalam, Canada, Chile, Hong Kong, Indonesia, Malaysia, Mexico, New Zealand, Papua New Guinea, Peru, Philippines, Singapore, South Korea, Thailand and Vietnam; Trade in services are from [Eurostat](#); Main trade partners (FYR Macedonia) are from [IMF](#); EU Financial assistance to FYR Macedonia under IPA II (2014-2020 allocations) are from [European Commission](#); Preferential loans to FYR Macedonia are from [EIB \(European Investment Bank\)](#) and from [European Bank for Reconstruction and Development \(EBRD\)](#).

*This designation is without prejudice to positions on status, and is in line with UN Security Council Resolution 1244 and the ICJ opinion on the Kosovo declaration of independence.

The authors acknowledge the assistance of Nadejda Kresnichka-Nikolchova in preparing graphics, and Enrico Di Gaspero in collecting data for this publication.

This document is prepared for, and addressed to, the Members and staff of the European Parliament as background material to assist them in their parliamentary work. The content of the document is the sole responsibility of its author(s) and any opinions expressed herein should not be taken to represent an official position of the Parliament. Reproduction and translation for non-commercial purposes are authorised, provided the source is acknowledged and the European Parliament is given prior notice and sent a copy. © European Union & GlobalStat, 2018.