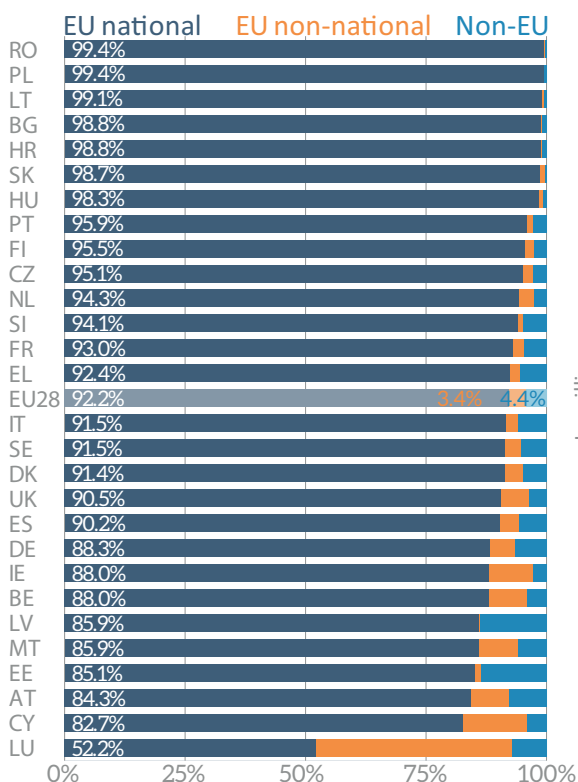


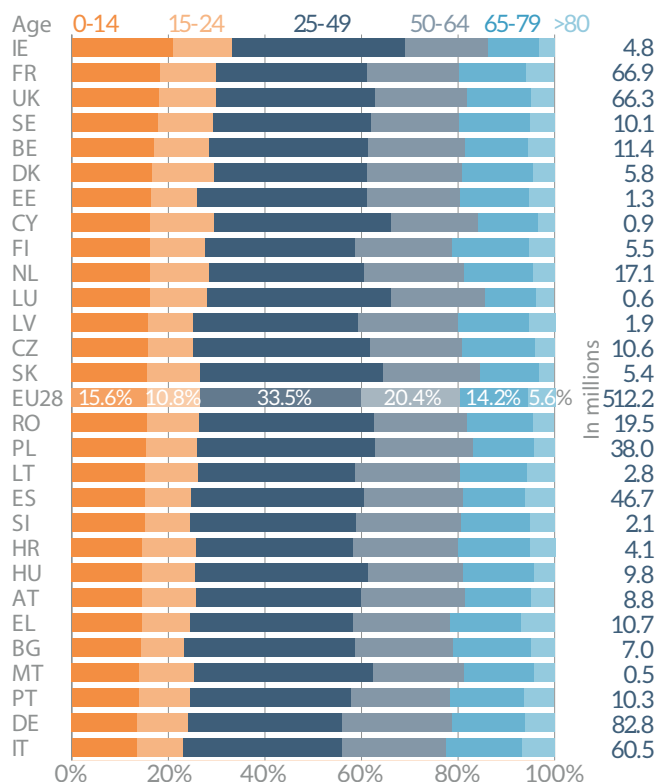
# Living in the EU: Demography

Important effects of the ageing of its population will influence the future of the European Union (EU). The population is dramatically ageing, driven both by significant increases in life expectancy and by lower fertility rates than in the past. Population growth is therefore slowing down, along with an increasing old-age dependency ratio. Free movement within the EU, in particular east-west movement of EU citizens, has increased, reducing the population of some Member States, while increasing that of others. These changes have serious implications across a range of areas, including the economy, labour market, healthcare and pensions. Hence, they deserve in-depth analysis.

## EU population (2018)



## EU population by age group



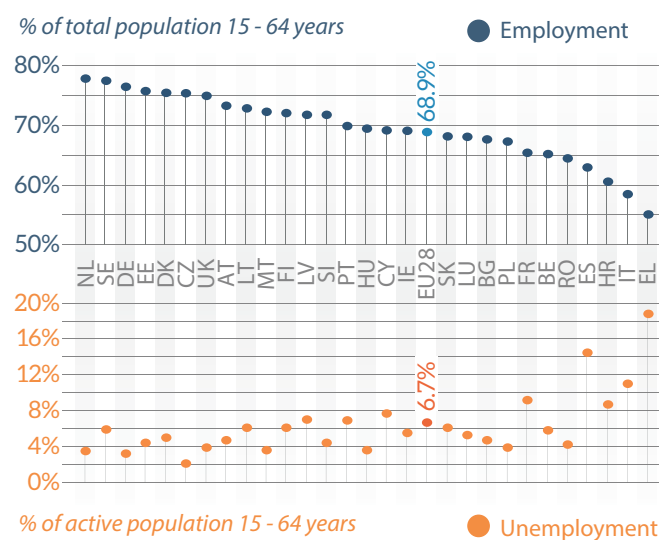
## EU non-national population (Top 3 EU foreign per Member State, 2018)

Country	Top 1	Top 2	Top 3	Total
BE	FR 18%	IT 17%	NL 17%	903
BG	UK 30%	EL 15%	DE 10%	13
CZ	SK 51%	DE 10%	PL 9%	219
DK	PL 18%	RO 13%	DE 12%	213
DE	PL 18%	RO 14%	IT 14%	4 205
EE	FI 23%	LV 20%	LT 10%	19
IE	PL 30%	UK 25%	LT 9%	435
EL	BG 38%	RO 23%	UK 8%	211
ES	RO 35%	UK 15%	IT 11%	1 931
FR	PT 35%	IT 14%	ES 11%	1 543
HR	SI 26%	DE 21%	IT 15%	17
IT	RO 76%	PL 6%	BG 4%	1 562
LV	LT 50%	EE 11%	DE 7%	6
LT	PL 23%	LV 17%	DE 10%	6
LU	PT 40%	FR 19%	IT 9%	244
HU	RO 29%	DE 23%	SK 12%	78
NL	PL 25%	DE 14%	UK 9%	526
AT	DE 27%	RO 15%	HU 11%	694
PL	DE 20%	IT 11%	UK 8%	30
PT	RO 22%	UK 16%	FR 11%	137
RO	IT 26%	FR 12%	DE 11%	57
SI	HR 48%	BG 16%	IT 11%	20
SK	CZ 24%	HU 18%	RO 12%	56
FI	EE 52%	SE 8%	UK 5%	98
SE	PL 17%	FI 17%	DK 11%	318
UK	PL 26%	IE 9%	RO 9%	3 860

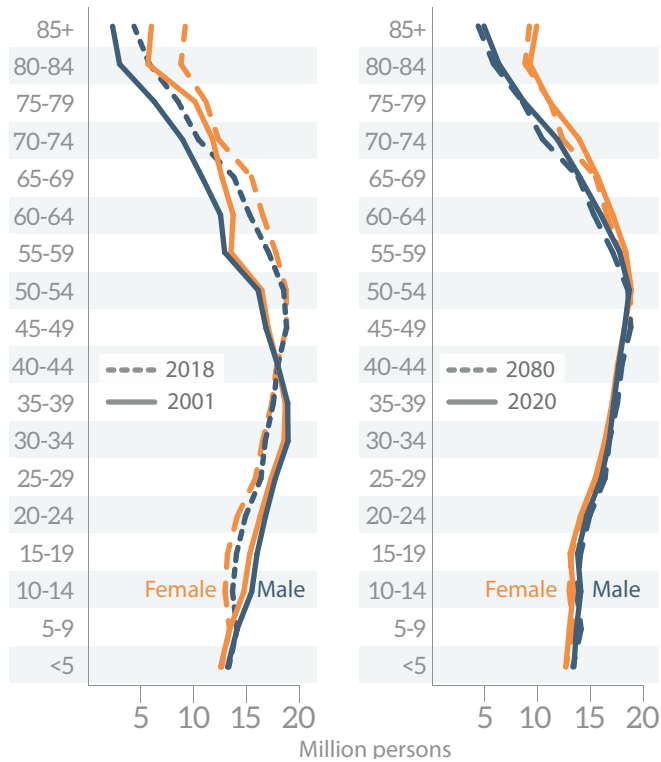
EU non-national (in 1 000)

Note: percentage of total EU non-national population

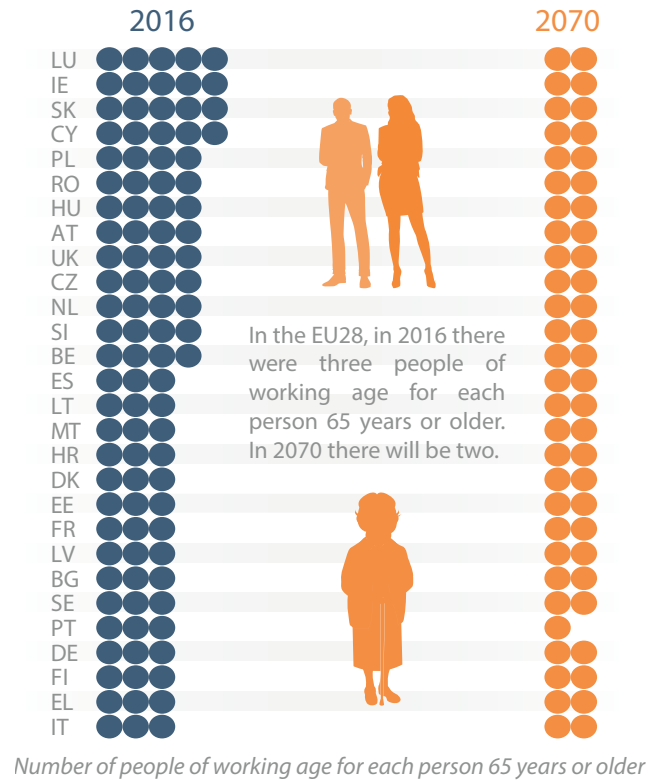
## Employment and unemployment in the EU (% of population 15 - 64 years, 4th quarter 2018)



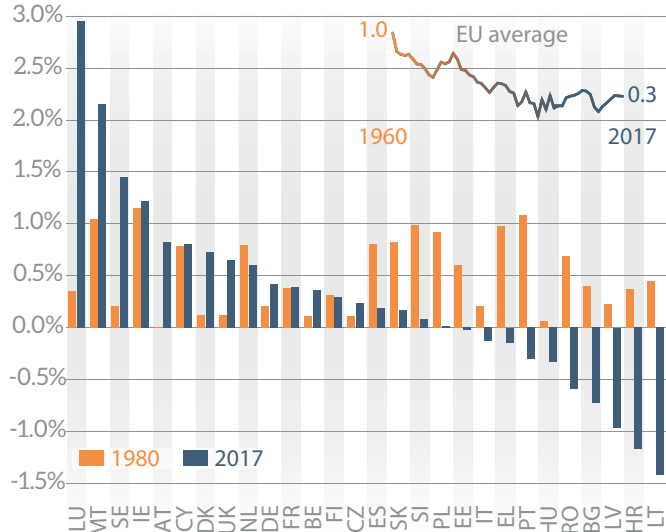
Population by age



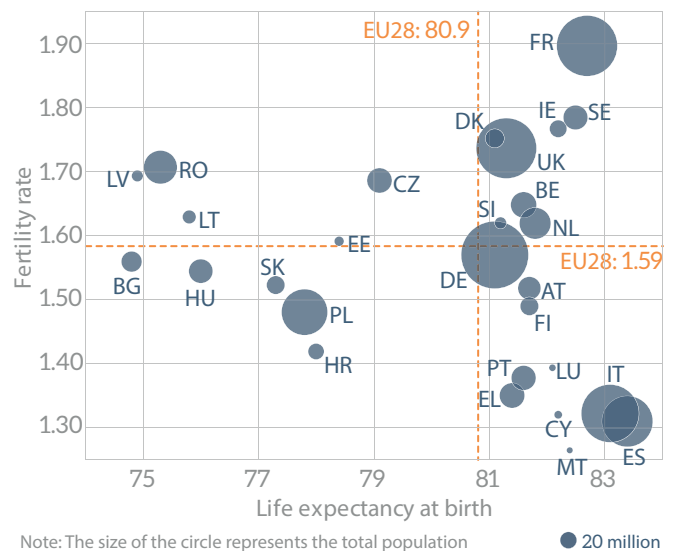
Old-age dependency ratio



Population growth



Fertility rate and life expectancy (2017)



Notes

GlobalStat is a project developed by the European University Institute's Global Governance Programme (Italy) and the Francisco Manuel dos Santos Foundation (Portugal).

Data sources for page 1: data for EU population and population by age group, EU non-national population and employment and unemployment are from Eurostat ([migr\\_pop1ctz](#), [demo\\_pjangroup](#), [demo\\_frate](#), [lfsq\\_organ](#), [lfsq\\_organ](#)). Data sources for page 2: population by age, fertility rate and life expectancy are from Eurostat ([demo\\_pjanind](#), [proj\\_15ndbims](#)); data for population growth are from [World Bank](#); data for old-age dependency ratio are from [European Commission](#).

Extraction date: data were extracted in March 2019.

This 'At a glance' note is part of a series 'Living in the EU'. The other issues in the series cover [Climate Change and Energy](#), [European Elections and Democracy](#), [Asylum and Migration](#), [Education and Health](#), and [the Economy](#).

This document is prepared for, and addressed to, the Members and staff of the European Parliament as background material to assist them in their parliamentary work. The content of the document is the sole responsibility of its author(s) and any opinions expressed herein should not be taken to represent an official position of the Parliament. Reproduction and translation for non-commercial purposes are authorised, provided the source is acknowledged and the European Parliament is given prior notice and sent a copy. © European Union & GlobalStat, 2019.