



European
University
Institute

ROBERT
SCHUMAN
CENTRE FOR
ADVANCED
STUDIES

WORKING PAPERS

RSCAS 2019/91
Robert Schuman Centre for Advanced Studies
Global Governance Programme-377

Backward and Forward integration along Global Value Chains

Davide Del Prete and Armando Rungi

European University Institute

Robert Schuman Centre for Advanced Studies

Global Governance Programme

Backward and Forward integration along Global Value Chains

Davide Del Prete and Armando Rungi

EUI Working Paper **RSCAS** 2019/91

This text may be downloaded only for personal research purposes. Additional reproduction for other purposes, whether in hard copies or electronically, requires the consent of the author(s), editor(s). If cited or quoted, reference should be made to the full name of the author(s), editor(s), the title, the working paper, or other series, the year and the publisher.

ISSN 1028-3625

© Davide Del Prete and Armando Rungi, 2019

Printed in Italy, November 2019

European University Institute

Badia Fiesolana

I – 50014 San Domenico di Fiesole (FI)

Italy

www.eui.eu/RSCAS/Publications/

www.eui.eu

cadmus.eui.eu

Robert Schuman Centre for Advanced Studies

The Robert Schuman Centre for Advanced Studies, created in 1992 and currently directed by Professor Brigid Laffan, aims to develop inter-disciplinary and comparative research on the major issues facing the process of European integration, European societies and Europe's place in 21st century global politics.

The Centre is home to a large post-doctoral programme and hosts major research programmes, projects and data sets, in addition to a range of working groups and *ad hoc* initiatives. The research agenda is organised around a set of core themes and is continuously evolving, reflecting the changing agenda of European integration, the expanding membership of the European Union, developments in Europe's neighbourhood and the wider world.

For more information: <http://eui.eu/rscas>

The EUI and the RSCAS are not responsible for the opinion expressed by the author(s).

The Global Governance Programme

The Global Governance Programme is one of the flagship programmes of the Robert Schuman Centre. It is a community of outstanding professors and scholars, that produces high quality research and engages with the world of practice through policy dialogue. Established and early-career scholars work on issues of global governance within and beyond academia, focusing on four broad and interdisciplinary areas: Global Economics, Europe in the World, Cultural Pluralism and Global Citizenship.

The Programme also aims to contribute to the fostering of present and future generations of policy and decision makers through its executive training programme: the Academy of Global Governance, where theory and 'real world' experience meet and where leading academics, top-level officials, heads of international organisations and senior executives discuss on topical issues relating to global governance.

For more information: <http://globalgovernanceprogramme.eui.eu>

The European University Institute and the Robert Schuman Centre are not responsible for the opinions expressed by the author(s).

Abstract

Backward and forward vertical integrations both shape the organization of Global Value Chains (GVCs). Yet, many studies make the unrealistic assumption that integration decisions are binary and one-directional, i.e., companies make the integration decision only once and they can go either backward or forward but not in both directions. The aim of this paper is to analyze the firm-level organization of GVCs when both vertical integration decisions are taken into account. Exploiting a global sample of more than 1.4 million firms, we first document how midstream parents actually integrate on both directions along the chain, and they are at least as common as downstream and upstream parents. Then, we find that parent companies prefer to integrate production stages with a relatively low elasticity of substitution and with a technological proximity on the supply chain. Finally, we provide evidence that more than one subsidiary in a given location can perform the same production stage.

Keywords

Global value chains; vertical integration; property rights theory; multinational enterprises; downstreamness; corporate boundaries.

JEL codes: F14, F23, D23, G34, L20.

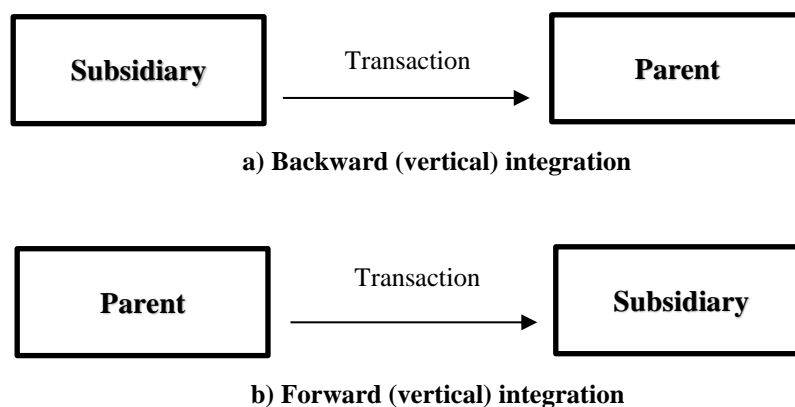
1. Introduction

In 1871, Continental AG was founded in Germany and started its business as a rubber manufacturer. Nowadays, it is one of the largest manufacturers of tires but, since its foundation, it extended its range of activities including both backward and forward tasks along the automotive chain. For example, Continental AG acquired the segment of brakes and chassis in 1998 from ITT Inc. It concluded a deal with Motorola in 2006 to take over the segment of automotive electronic components. Then, the company acquired the VDO brand by Siemens for powertrain and fuel injection systems in 2007. Later, in 2015, the company moved further upstream after the acquisition of the US firm Vejeance Technologies, which is a supplier of engineered rubber products. Consider also Acer, the Taiwanese company that started in 1976 as an electronic components importer and became among the top producer of PCs in two decades. Upstream, in 1989 Acer partnered with Texas Instruments to produce semiconductors and, in 1998, it integrated TI for additional electronic components. Downstream, Acer's regional business units took over local assembly and it started to develop capabilities in distribution activities (Bartlett and Ghoshal, 2000). More in general, we may think of many cases in which a manufacturer extends her firm boundary to include other activities both upstream and downstream.

These backward and forward integration strategies both shape the firm-level organization of Global Value Chains (GVCs). From our data, we estimate that they represent about 45% and 35% of the total, respectively. Yet, many studies make the unrealistic assumption that integration decisions are binary and one-directional, i.e., companies can go either backward or forward but not in both directions. Take the case of the voluminous trade literature inspired by Antràs (2003) and followed by Antràs and Chor (2013) and Alfaro et al., (2019), according to whom integration always starts from the bottom of the supply chain and consequently the coexistence of forward and backward integration choices (from now on, VIF and VIB, respectively) is assumed away. If the two types of integration coexist and are driven by different mechanisms, any empirical exercise based on the one-directional assumption turns out to be biased.

The aim of this paper is to analyze the firm-level organization of GVCs when both VIB and VIF decisions are taken into account. To this end, we adopt a framework in which production processes are sequential on an ideal supply chain. Therefore, GVCs can be organized in two organizational modes: i) firms exchange goods at arm's length when they sign supply contracts (outsourcing), or ii) firms integrate one or more production stages along GVCs after establishing affiliates or taking over companies that will eventually exchange intermediates intra-firm, within the boundary of the group that may stretch across national borders. The latter case is visualized in Figure 1, where the principal (a parent firm) can decide to integrate an agent (a subsidiary) under a unique firm boundary. The arrows indicate the transaction direction. In the VIB case, the buyer (parent) employs the supplier (subsidiary) of an intermediate input, whereas in the VIF case the supplier (parent) of the intermediate input employs one of its buyers (subsidiaries).

Figure 1: Backward and forward integration along GVCs



For our purpose, we exploit a sample of about 201,272 Multinational Enterprises (MNEs) controlling about 1.2 million domestic or foreign subsidiaries. Then, we further identify newly established subsidiaries or takeovers that have been completed in the period 2004-2012.

First, we find that parent companies more likely integrate production stages that have a relatively low elasticity of substitution, be it a buyer or a supplier in an input-output relationship, possibly because an underinvestment by a low substitutable firm would undermine the value generated at the end of the chain. In this framework, we partially rely on the intuition by Antràs and Chor (2013) and Alfaro et al. (2019), where however only final producers can start integration, hence excluding VIF. Yet, they were the first to introduce the notion of interdependence along the GVCs, where all buyers and suppliers must rely on a partition of the final surplus. We believe that the latter is a peculiar characteristic of fragmented production processes oriented over a technological sequence. This is also in line with the original assumption of the contract theory of the firm sketched in the seminal work by Grossman and Hart (1986) and Hart and Moore (1990) whereby, in presence of incomplete contracts, vertical integration helps mitigate inefficiencies that arise from underinvestment, and the party whose marginal investment is more relevant should start integration.

Second, we find that integrated activities (both VIF and VIB) tend to be proximate on a supply chain. That is, a parent company is less likely to integrate subsidiaries if they perform activities that are technologically distant from its core activity. Such a proximity on supply chains can be explained by the existence of some economies of scope across similar technologies, when it is easier to coordinate activities that share some technological features (Del Prete and Rungi, 2017).

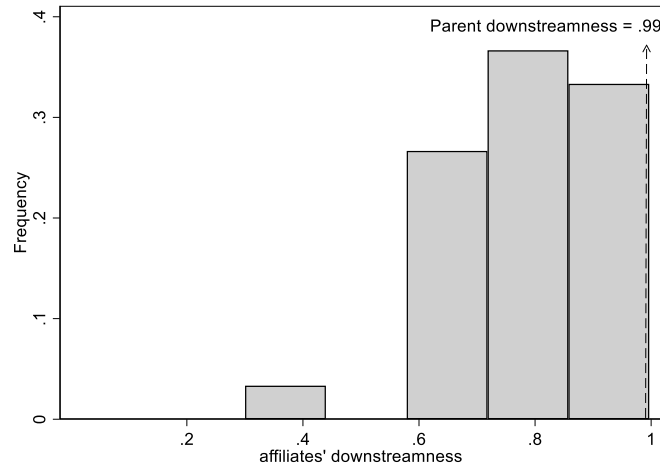
Finally, we provide evidence of a multiplication of subsidiaries performing the same production stages in a given location. As far as we know, the latter is a largely unexplored fact that paves the way for an understanding of an important organizational characteristic of GVCs, when a duplication of production stages is not the exception. In fact, we find about 26% of cases in our sample, when the activity by a subsidiary is a duplicate at the industry–country level. This resonates with Atalay et al. (2019), who provide a first rationale for the duplication of integrated stages, as they found that having an additional vertically integrated establishment in a given destination ZIP code within US has the same effect on shipment volumes as a 40% reduction in distance.

To grasp the essential aspects of our main findings, let us consider three case studies of downstream, midstream and upstream parents sourced from our data and reported in the upper, middle and bottom panels, respectively, of Figure 2. For each case, we plot the relative positions on the supply chain of both the parent company and its affiliates.¹ First, we show Daimler AG, a German multinational automotive corporation headquartered in Stuttgart, Baden-Württemberg, which presents a downstreamness measure of .99, i.e. relatively close to final demand. The German corporation controls 357 subsidiaries around the world, all located relatively more upstream than the parent company, i.e. performing production processes that possibly supply inputs required for the core activity of headquarters. Hence, we consider them as choices of backward integration. Of these subsidiaries, about 62% are a duplicate at the country-industry level within the firm boundary. That is, in these cases, we find that there is more than one subsidiary in Daimler AG that performs the same production stage in a given location. Second, we report a case of a midstream parent company, Continental AG, which is a leading German automotive manufacturer specialized in tires, brake systems, and other parts for the automotive and transportation industries. From our data, it has a downstreamness of .69 and controls 279 affiliates, located both relatively more upstream and downstream along the chain. That is, we find that the headquarters of Continental AG possibly receive inputs from some subsidiaries, but they can also deliver inputs to some other subsidiaries along the automotive supply chain. On total, there is a redundancy of 59% subsidiaries within Continental AG that perform the same production stage. Finally,

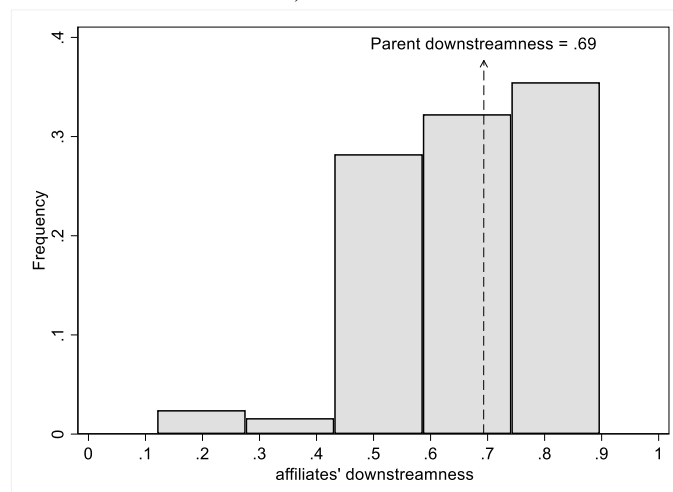
¹ Downstreamness metrics are sourced from Antràs and Chor (2013). See Section 3 for more details on firm-level data matched by industry affiliations with industry characteristics.

we report the case of ArcelorMittal, which is the world's largest steel producer headquartered in Luxembourg City. This is a typical case of forward integration, since its headquarters are indeed upstream, with a downstreamness measure of .3, which has integrated over time 631 relatively more downstream affiliates. In the case of ArcelorMittal, we also find a remarkable share of production stages duplicated within the firm boundary (67%).

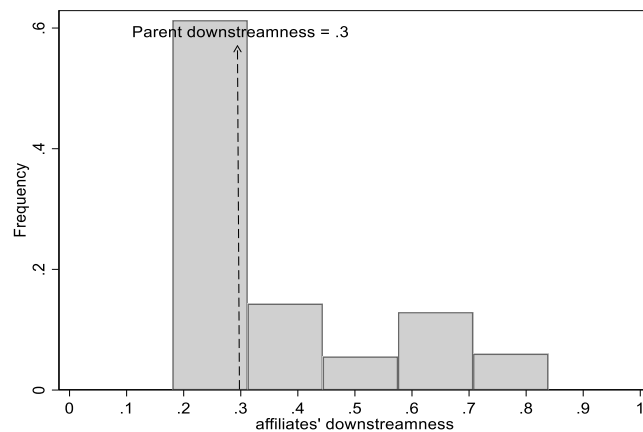
Figure 2: Cases of downstream a), midstream b) and upstream c) parent companies



a) Daimler AG



b) Continental AG



c) ArcelorMittal

All in all, it is very common in our data to find a multiplicity of organizational modes, including both VIF and VIB and a duplication of production stages along the supply chain. From our point of view, these findings violate the main stringent assumptions of existing theoretical models of GVCs, according to which integration always starts from either the top or the bottom of the supply chain, and only one supplier of an intermediate input is needed on the technological sequence.

The remainder of this paper is organized as follows. In Section 2, we briefly review related works. Section 3 introduces the construction of our sample and first evidence from descriptive statistics. In Section 4, we present empirical analyses and robustness checks. Section 5 concludes.

2. Literature Review

Several works investigated the determinants of either forward or backward vertical integration. Lafontaine and Slade (2007) categorize this voluminous literature by the direction of integration and the type of industry under study. According to these authors, the empirical literature on forward integration generally considers a manufacturer's decision to sell her outputs directly to consumers, by reaching them through premises she owns, rather than using independent retailers. In this case, the main sector under investigation is the retail industry. Examples include: Lafontaine (1992), who assesses various agency-theoretic explanations for franchising; Minkler and Park (1994) study the role of asset specificity; Scott (1995) investigates system quality in VFI decisions; Lafontaine and Shaw (1999) provide evidence on how franchisors adjust their royalty rates and fees as they gain franchising experience; Woodruff (2002) examines patterns of forward integration among footwear manufacturers and retailers in Mexico; Baker and Hubbard (2004) investigate how contractual incompleteness affects asset ownership in trucking.

On the other hand, the literature on backward integration is concerned with a manufacturer's decision to integrate with its suppliers of parts or equipment or, in other words, the decision whether to '*make or buy*' an input. This approach has gained popularity in trade literature thanks to the seminal paper by Antràs (2003), who show how intra-firm trade is mainly concentrated in capital intensive industries and between capital abundant countries. Antràs and Helpman (2004) argue that only the most productive firms are able to sustain the higher sunk costs of international vertical integration, which would explain the positive correlation existing between intra-firm trade and productivity dispersions. It is worth noting that a key assumption in both these works, is that the intermediate input is produced in the foreign subsidiary's country and is then shipped to the headquarter country, i.e. a VIB case. If these imports would have instead been shipped from a foreign parent to a U.S. subsidiary, then this assumption would be no longer realistic. Later, adopting a broader perspective, Acemoglu et al. (2007) are the first to consider the possibility that unique headquarters commit to contracts with several suppliers, in this way extending in scope the one-shot '*make or buy*' decision. They show that a greater contractual incompleteness leads to the adoption of less advanced technologies, even more when intermediate inputs are highly complementary. Finally, it is only recently that a VIB framework has been applied to consider the sequential nature of production in GVCs (Antràs and Chor, 2013; Alfaro et al., 2019), when discussing how the optimal allocation of ownership rights along the chain crucially depends on two main parameters: the positions of suppliers along the sequence and the relative size of elasticities of final demand *vis à vis* the elasticity of substitution across production stages. In that framework, the final producer posts contracts for agents for each stage, stating the organizational mode (integration or outsourcing), and then chooses for each stage only one agent among the applicants. It will eventually outsource downstream stages and integrate upstream ones when it faces a relatively high demand elasticity.

In all previous cases, however, integration decision is assumed to be made by a final good producer picking among its input suppliers, or by a manufacturer towards its retailers. In the first case, assuming that the most downstream producer is the decision-maker excludes the possibility of forward integration. On the other hand, assuming that the upstream manufacturer is the principal firm excludes the possibility of backward integration. Two exceptions are worth mentioning. Acemoglu et al. (2010) develop a

theoretical model that allows integration to go either forward or backward. However, in their empirical application, they focus only on VIB cases because their database does not contain information on the direction of integration. They find that greater technology intensity of the producer w.r.t. to the supplier, and greater cost shares for inputs make vertical integration more likely. More recently, MengXiao (2019) models and tests cases of dual integration, both VIB and VIF², in a context of contractual imperfections. However, both these works do not extend the single *'make or buy'* decision to study technological sequences of GVCs. In other words, by assuming away the case in which two firms share a common parent, the authors neglect the dependence of downstream stages from upstream stages, when production processes are fragmented along GVCs.

3. Data

We source data on MNEs from Orbis, a commercial dataset with global coverage compiled by the Bureau Van Dijk³. Then, we match firm-level primary activities at the 6-digit of the NAICS classification with similarly disaggregated industrial metrics of positions on supply chains, sourced from Antràs and Chor (2013)⁴, which allow us to identify positions of firms along the chain proxied as the technological distance from final consumers. We complement our data with metrics of demand elasticity sourced from Broda and Weinstein (2006), to catch the substitutability of final products and intermediate inputs. For similar mappings of firm-level sourcing based on input-output tables and industry affiliations, see Alfaro and Charlton (2009), Acemoglu et al. (2010), Alfaro et al. (2016), and Del Prete and Rungi (2017).

In Appendix Table A1, we report the geographic coverage of our dataset by origin country, i.e. considering the country where the parent company is located. Our sample includes information on parents and subsidiaries located in about 196 countries. As expected, the European Union reports the highest number of MNEs, in line with official Eurostat FATS statistics. There are less MNEs from US, and they are usually bigger than European ones. Both advanced economies and emerging countries are present in our dataset.

Our unit of observation is a pair comprising a parent company (taken with its activity) and any possible input and output industry, as derived from I-O tables. Then, following previous studies (Alfaro et al., 2019; Del Prete and Rungi, 2017), we consider a stage to be integrated by a parent company if at least one of its subsidiaries is active in an input or output industry.⁵ If the parent has not integrated any subsidiary in an input (output) industry resulting from I-O tables, then that good is assumed to be sourced (shipped) from an independent supplier (buyer) outside the firm boundary. In a second part of the paper we also consider the number of subsidiaries per production stage.

In Table 1, we report the total number of integration strategies included in our sample. VIB and VIF cases are both relatively common, as they represent about 45% and 35% of the total integrated stages, respectively.

² MengXiao (2019) finds that, if each industry pair is weighted by its total number of seller-buyer relationships, 62% of the industry pairs feature the coexistence of backward and forward integration.

³ We follow international standards for the identification of parents and subsidiaries of MNEs (OECD, 2005; UNCTAD, 2009; UNCTAD, 2016), according to which a subsidiary is controlled after a (direct or indirect) concentration of voting rights (> 50%). See also Rungi et al. (2019). Similar data structures have been used in Alviarez et al. (2016), Cravino and Levchenko (2017) and Rungi and Del Prete (2018).

⁴ In the absence of original information on actual shipments of intermediate inputs, Antràs and Chor (2013) turn to Input-Output tables to locate an industry along a supply chain, which is measured as the technological distance from final consumers. Metrics are normalized on a range (0,1), where 0 is the ideal start of a production line and 1 represents final consumption.

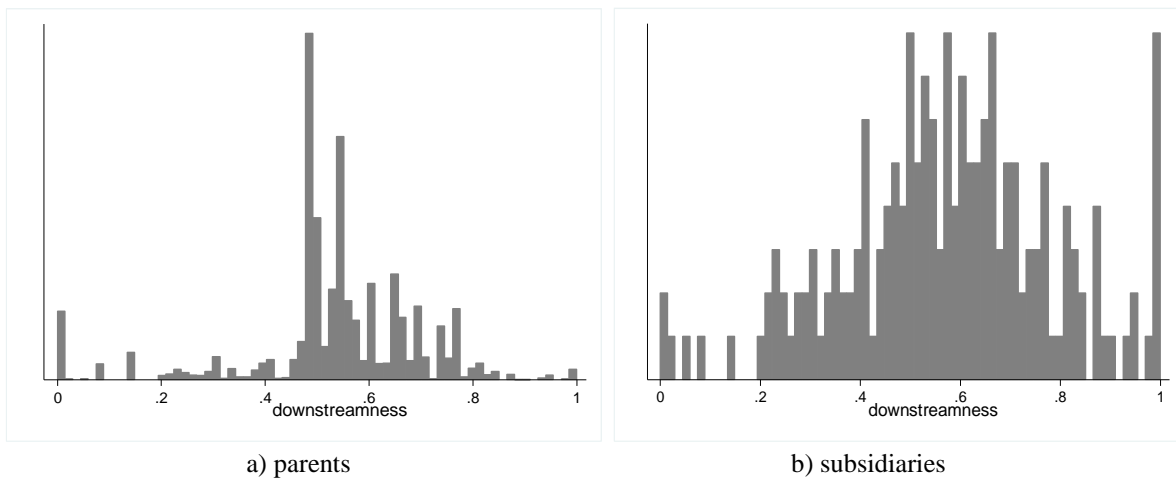
⁵ A key difference with these previous studies is, however, that we also consider output industries.

Table 1: Integrated subsidiaries by organizational mode

Integration decision:	N. subsidiaries	%
Backward	545,044	44.6%
Forward	427,725	35.0%
Horizontal	249,302	20.4%
Total	1,222,072	100.00%

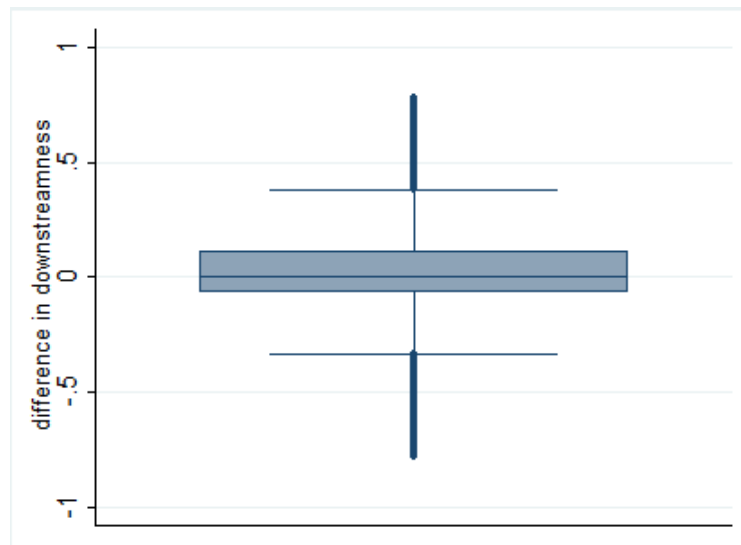
Then, in Figure 3, we show the firm-level positions on a GVC of both parents and integrated firms (subsidiaries) based on their industry affiliations. Interestingly, in both cases, we detect a higher density midstream, i.e. when producers are engaged in the production of intermediate goods or services. This is at odds with main assumptions from existing theories on the organization of GVCs, according to which vertical integration starts from the bottom of the chain, where parents should be, and it involves production stages that are relatively more upstream. In this case, we should find that subsidiaries are on average farther from the final demand than parent companies.

Figure 3: Positions of parents and subsidiaries on the GVC



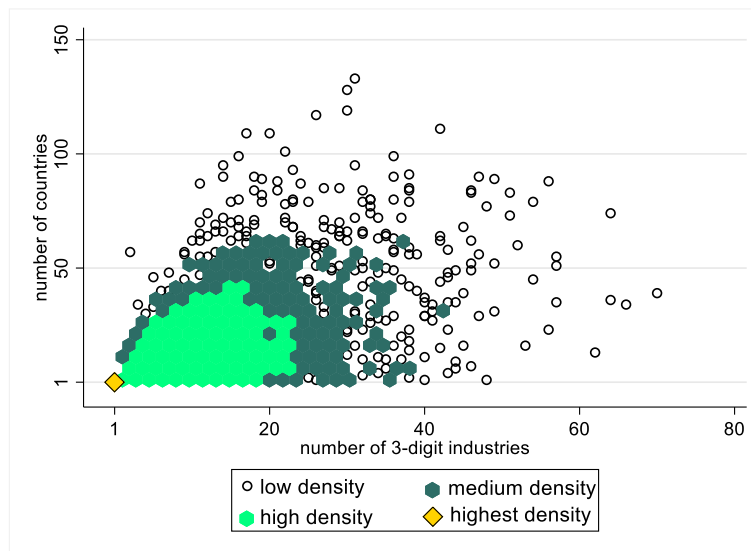
On the contrary, in Figure 4, when we plot the differences in downstreamness between each parent and any of its subsidiaries, we find that the median value is about zero in our data. Moreover, within-MNE differences in position include both cases when the parent is more downstream than its subsidiary, and cases when the subsidiaries are more downstream than the parent company. As downstreamness metrics are comprised in a range (0, 1), we also comment that the interquartile distance reported in the boxplot shows how the parent company does not move too far along the supply chain for integration decisions. In our case, most integration choices occur in smaller segments along the production sequence, whereas more distant tasks are usually outsourced. We will specifically challenge this preliminary evidence in the econometric analysis of Section 4.1.

Figure 4: Differences in downstreamness between any parent and its subsidiaries



In Figure 5, we finally report some descriptive statistics on the heterogeneity in size of MNEs in our dataset. Up to 74% of MNEs integrated only one activity in one industry and in one country. This is the yellow point in the sunflower graph reported in Figure 5. About 26% of MNEs integrated more than one production stage. In fact, we retrieve few cases when parent companies control affiliates that are active in more than 40 input industries and/or locate in more than 50 countries. Such heterogeneity in size after integration choices is largely unaccounted for in previous literature. We will specifically address this evidence in following Section 4.2.

Figure 5: Multiple integration choices within MNEs at country-industry level



4. Empirical results

In this Section, we test the determinants of vertical integration choices along GVCs without any constraint on whether it is a buyer that integrates suppliers or a supplier that integrates a buyer. The first is a case of backward vertical integration (VIB), which has been often studied in most recent trade literature, whereas the second is a case of forward vertical integration (VIF) mostly neglected in the

study of GVCs, but largely analyzed in IO literature (see Section 2 for further discussion). Therefore, after exploiting a comprehensive dataset on MNEs with a global coverage, we already showed in Section 3 how a multiplicity of organizational modes can be found in the real world, often including a combination of VIB and VIF strategies.

Crucially, we rely on the intuitions by Antràs and Chor (2013) and Alfaro et al. (2019), according to which an economic interdependence is established along a supply chain and all suppliers must rely on a final surplus realized when the final product is sold on the market. In this framework, three parameters matter for the decision to integrate or not along the supply chain: i) the relative position on the technological sequence; ii) the relative demand elasticities of inputs and final output; iii) the contractibility of single production stages.

In this contribution, as a purely empirical exercise, we extend that framework to check how these parameters correlate with vertical integration choices when we include VIF cases, in Section 4.1, and when we consider a duplication of production processes performed by more than one subsidiary within the same firm boundary, in Section 4.2.

4.1 Integrating backward and forward stages

We first provide evidence of the parents' decision to integrate either backward or forward, as a function of the relative position on the supply chain, the relative demand elasticities and the contractibility of each production stage with respect to the output of headquarters. In what follows, we always exclude horizontal integration choices, identified as activities in the same sector of the parent companies, since these integration decisions may be driven by different motivations, e.g. market-seeking strategies.

To study within-MNE integration decisions, we test a multinomial logit model with three possible choices: outsourcing, backward integration (VIB), and forward integration (VIF), in the form:

$$\eta_{jkm} = \log \frac{\pi_{km}}{\pi_{kM}} = \alpha_m + \mathbf{x}'_k \beta_m$$

where the M -th base decision is an outsourcing strategy, against which the odds of $m = \{VIB, VIF\}$ are tested. The dependent variable is constructed considering whether at least one subsidiary exists in an MNE that operates in a production stage classified according to 6-digit U.S. I-O tables sourced from the Bureau of Economic Analysis. If the subsidiary is located more upstream than the parent, we have a VIB case, and if the parent is located more upstream than the subsidiary, we have a VIF case. The vector of k -th stage-specific regressors, \mathbf{x}'_k , includes: the (absolute value of the) difference between the downstreamness of the parent and the downstreamness of the stage, to catch how far from the parent the decision to integrate falls; the log difference between the elasticity of the parent output and the elasticity of the production stage, to catch who has the highest bargaining power on the final markets. Finally, the own contractibility of the single stage is included as following the methodology of Nunn (2007), in line with the liberal classification by Rauch (1999): a non-contractible input is neither reference-priced nor traded on an organized exchange. Parent-level fixed effects are included, and errors are clustered by parent companies.

Table 2 reports results expressed as relative risk ratios. In column 1, we start considering the entire sample and in following columns we consider choices by parent companies originated in the European Union, North America and Asia, respectively.

Table 2: Multinomial logit for backward and forward integration vis à vis outsourcing strategies

	(1)	(2)	(3)	(4)
	All countries	European Union	North America	Asia & Africa
<i>Backward integration</i>				
Differential downstreamness	0.378*** (0.029)	0.330*** (0.031)	0.184*** (0.043)	0.514*** (0.080)
Differential elasticity	1.745*** (0.030)	1.787*** (0.041)	1.780*** (0.099)	1.712*** (0.059)
Contractibility	0.275*** (0.025)	0.240*** (0.031)	0.099*** (0.038)	0.337*** (0.057)
Constant	0.004*** (0.001)	0.005*** (0.001)	0.007*** (0.001)	0.011*** (0.001)
<i>Forward integration</i>				
Differential downstreamness	0.537*** (0.059)	0.774*** (0.142)	0.145*** (0.036)	0.474*** (0.081)
Differential elasticity	1.422*** (0.028)	1.473*** (0.043)	1.361*** (0.074)	1.376*** (0.049)
Contractibility	0.317*** (0.035)	0.314*** (0.052)	0.077*** (0.033)	0.402*** (0.073)
Constant	0.004*** (0.001)	0.003*** (0.001)	0.008*** (0.001)	0.010*** (0.001)
Observations	2,291,795	1,468,852	418,104	333,672
Pseudo R-squared	0.0092	0.0100	0.007	0.0083
Log pseudolikelihood	-149,590.0	-79,992.3	-36,138.6	-38,343.2
Parent company FEs	Yes	Yes	Yes	Yes

Note: Multinomial model with a control group based on the choice of outsourcing. Relative risk ratios are reported. Downstreamness is sourced from Antràs and Chor (2013). Elasticities of substitutions have been sourced from Broda and Weinstein (2006). Contractibility is calculated following Rauch (1999), sourced from Antràs and Chor (2003). Standard errors clustered at parent level in parentheses. ***, **, * stand for p-value <0.01, p-value <0.05 and p-value <0.10, respectively.

Interestingly, we find that results on both backward and forward integration are quite symmetric along the determinants that we include in our specification, and coefficients are just slightly different in magnitude across geographic areas. In fact, the relative risk ratios on differential downstreamness are always lower than one, implying that we have lower odds that an integrated stage will be far from the parent company from a technological point of view, in line with what we already observed in Figure 4. This is what was already found by Del Prete and Rungi (2017), in a context where VIF cases were not explicitly considered. Furthermore, the relative risk ratios on the differential elasticity of substitution are always significantly higher than one, implying that the parent company will more likely integrate activities with a relatively lower elasticity of substitution, as it is also the side whose underinvestment could reduce relatively less the final surplus realized on the market. Finally, relative risk ratios on industry-level contractibility are always significantly lower than one, meaning that less contractible inputs are more likely integrated than more contractible ones, in line with main tenets of the property

rights theory of the firm⁶. Notably, in North America, including US, Canada and Mexico, the relative risk ratios on differential downstreamness and contractibility of either VIB or VIF with respect to an outsourcing strategy have the lowest magnitudes. In this case, it is possible that the good institutional environment in the origin country plays a role, and the parent companies can better enforce their contracts in outsourced activities, if compared with other origin countries.

Eventually, in Table 3, we introduce some checks on the robustness of our results when we adopt alternative indicators of our main drivers of integration. In the first column, we exploit an alternative measure of downstreamness (*DownMeasure*) proposed by Antràs and Chor (2013), which further discounts more upstream stages of production. In the second column, we switch to the more conservative measure of contractibility originally proposed by Rauch (1999), which considers only the share of differentiated versus undifferentiated products while excluding products with referenced prices. In column 3, we reduce integration choices considering only the top 100 input-output exchanges with the highest direct requirement coefficients in the I-O tables, to avoid including stages less likely integration choices. In column 4, we include in our sample only the parent companies whose core activity is a manufacturing product, to exclude activities that are less related to GVC like finance and non-tradable services. Please note how main findings from Table 3 follow the patterns of the baseline in Table 2, although with slight differences in the magnitude of the coefficients.

⁶ There are also recurrent yet counterintuitive results of positive effect of contractibility on integration in the property rights literature (Baker and Hubbard, 2004; Nunn and Trefler, 2013; Defever and Toubal, 2013)..

Table 3: Robustness checks on the multinomial choice of integration

	(1)	(2)	(3)	(4)
	DownMeasure	Conservative measure of contractibility	Top 100 input-output relationships	Manufacturing parents
<i>Backward integration</i>				
Differential downstreamness	0.431*** (0.023)	0.385*** (0.029)	0.370*** (0.020)	0.701*** (0.102)
Differential elasticity	1.765*** (0.030)	1.614*** (0.029)	1.805*** (0.013)	1.928*** (0.053)
Contractibility	0.260*** (0.024)	0.399*** (0.014)	0.180*** (0.016)	0.102*** (0.019)
Constant	0.006*** (0.001)	0.007*** (0.001)	0.009*** (0.001)	0.008*** (0.001)
<i>Forward integration</i>				
Differential downstreamness	0.183*** (0.023)	0.522*** (0.058)	0.175*** (0.022)	0.359*** (0.041)
Differential elasticity	1.404*** (0.028)	1.586*** (0.032)	1.030*** (0.021)	1.510*** (0.041)
Contractibility	0.295*** (0.032)	0.258*** (0.039)	0.218*** (0.024)	0.288*** (0.047)
Constant	0.005*** (0.001)	0.004*** (0.001)	0.006*** (0.001)	0.009*** (0.001)
Observations	2,291,795	2,291,795	958,400	629,803
Pseudo R-squared	0.0110	0.0116	0.0070	0.0129
Log pseudolikelihood	-149,314.2	-149,219.8	-69,914.3	-63,784.8
Parent company FEs	Yes	Yes	Yes	Yes

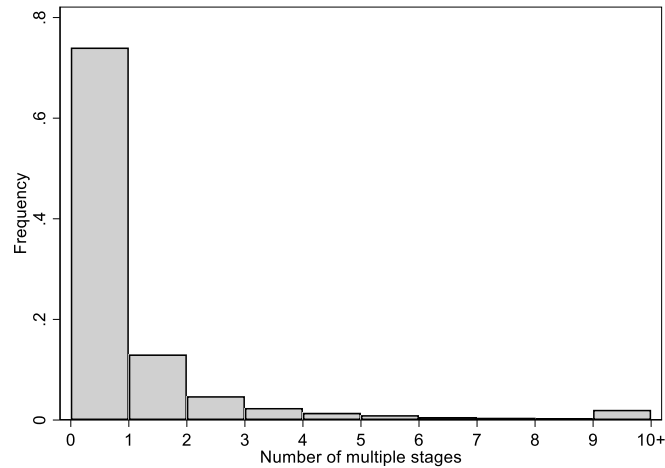
Note: Multinomial model with a control group based on the choice of outsourcing. Relative risk ratios are reported. Downstreamness is sourced from Antràs and Chor (2013). Elasticities of substitutions have been sourced from Broda and Weinstein (2006). Contractibility is calculated following Rauch (1999), sourced from Antràs and Chor (2003). Standard errors clustered at parent level in parentheses. ***, **, * stand for p-value <0.01, p-value <0.05 and p-value <0.10, respectively.

4.2 Duplicating stages along the GVC

In this section, we investigate whether and how more than one subsidiary controlled by a parent can perform the same production stage in a given location within its corporate boundary. To this aim, we modify our data structure, in line with Del Prete and Rungi (2017), to consider only those stages that were integrated. That is, we lose the parent-industry dimension to switch to a parent and affiliate level dimension. Consequently, our unit of observation is a pair made of a parent company (taken with its output) and any of its controlled affiliates. From our total sample, we further select those parents that have concluded at least one deal in the period 2004-2012, for which we have information on new incorporations and takeovers.

The duplication of production stages, considered along both the country and the industrial 6-digit NAICS rev. 2007 dimensions, is a systematic feature of the corporate boundaries that we observe already in Figure 5. In Figure 6, we report some more details on the relevance of this phenomenon. Although the majority of affiliates (74%) are unique within corporate boundaries as they are the only productive units devoted to the completion of a production stage in a location, a non negligible share of 26% of subsidiaries do perform tasks that are already operated by other co-subsidiaries in a given location.⁷ Among these, about 13% are tasks performed by two co-subsidiaries, 5% performed by three co-subsidiaries, up to a maximum of 446 redundancies within an MNE boundary.

Figure 6: Unique and multiple production stages performed by affiliates



To study multiple integration decisions, we start by testing a linear probability model with country-level fixed effects as:

$$Multiple_{ijkc} = \beta_0 + \beta_1 Differential\ downstreamness_{ijkc} + \beta_2 Differential\ elasticity_{ijkc} + \beta_3 Contractibility_{ikc} + \beta_4 X_j + \mu_c + \varepsilon_{mj}$$

where $Multiple_{ijkc}$ is a binary variable equal to one when the parent j has integrated at least two affiliates i active in the same industry k located in the same country c , and zero otherwise. The coefficients β_1 and β_2 catch the correlation with the absolute difference between the downstreamness of the parent j and that of the affiliate i and the log difference of the two elasticities of substitution, respectively. $Contractibility_{ikc}$ is a proxy for the ability to sign a complete contract with a supplier in the industry of the subsidiary, in line with Rauch (1999). X_j are parent level controls, namely the number of affiliates within the group, productivity, capital intensity, size and age. Finally, we introduce a full set of country-level fixed effects (μ_c).

Table 4 shows that the farther the affiliate from the parent, either upstream or downstream, the less likely a duplication of stage within a country occurs, as the coefficient on *differential downstreamness* is significantly and negatively correlated with the dependent variable. Consistent with a recent literature, we find that firms under common ownership tend to be proximate to the parent on a supply chain (Del Prete and Rungi, 2017), and geographically closer to one another (Antràs and de Gortari, 2019; Atalay et al., 2019). Newer to existing literature is the joint decision to co-locate more than one subsidiary performing exactly the same production stage in the same country. We argue that such proximity, both

⁷ The duplication of tasks also exists when we check for 'pure' vertical integration strategies, once excluding horizontal integration decisions, for affiliates that report the same downstreamness of the parent. In this case we report a 24% of affiliates performing tasks already integrated within the corporate boundary.

in space and along the GVC, allows a parent to more easily coordinate activities of the integrated firms, thereby possibly increasing those firms' productivity and, in turn, profitability, as for example tested by Giroud (2013) and Kalnins and Lafontaine (2004; 2013).

Also, while the elasticities of substitution do not seem to play a role in the duplication of stages, we find that a higher contractibility of that stage correlates with the presence of more subsidiaries involved in its production process. This may be due to the fact that complex or highly differentiated inputs, which entail a higher risk of imitation when technology may leak to competing producers, tend indeed not to be dispersed among several units. Finally, as expected, we also find that bigger, younger and more capital-intensive MNEs are more likely to duplicate stages of production.⁸

Table 4: Duplicating stages along GVCs

	(1)	(2)	(3)
Differential downstreamness	-0.425*** (0.025)	-0.497*** (0.052)	-0.523*** (0.044)
Differential elasticity		0.006 (0.006)	-0.007 (0.006)
Contractibility		0.104*** (0.026)	0.080** (0.032)
Number of affiliates			0.041*** (0.009)
Productivity			-0.005 (0.007)
Capital intensity			0.033*** (0.007)
Size			0.012** (0.006)
Age			-0.024** (0.010)
Constant	0.000 (0.000)	0.108*** (0.033)	-0.216*** (0.064)
Observations	260,886	72,931	58,396
R-squared	0.105	0.110	0.165
Country FEs	Yes	Yes	Yes

Note: Downstreamness is sourced from Antràs and Chor (2013). Elasticities of substitutions have been sourced from Broda and Weinstein (2006). Contractibility is calculated following Rauch (1999), sourced from Antràs and Chor (2003). Standard errors clustered at parent level in parentheses. ***, **, * stand for p-value <0.01, p-value <0.05 and p-value <0.10, respectively

In Table 5, we finally check whether our previous results are robust to sample compositions. We first exclude horizontal strategies. Then we only include either VIB or VIF. In column 4 we exclusively consider manufacturing parents, while in column 5 we test only new investments in our sample, i.e. those occurred between 2004 and 2012, for which we have information on new incorporations and takeovers. In the last column, in place of a dummy variable, we use the number of multiple stages as a dependent variable. In all these cases our main findings are confirmed.

⁸ In Table A2 in Appendix, we show that our results are robust to the implementation of a probit model.

Table 5: Sample compositions for the integration of duplicated stages

	(1)	(2)	(3)	(4)	(5)	(6)
	No Horizontal	VIB	VIF	Manufacturing parents	New investments	Number of multiple stages
Differential downstreamness	-0.116*** (0.039)	-0.086* (0.051)	-0.152*** (0.056)	-0.316*** (0.039)	-0.508*** (0.045)	-1.640*** (0.202)
Differential elasticity	-0.001 (0.006)	0.006 (0.008)	-0.010 (0.008)	-0.001 (0.007)	-0.032*** (0.008)	-0.042* (0.023)
Contractibility	0.085** (0.040)	0.090** (0.042)	0.062 (0.083)	0.148*** (0.039)	0.139*** (0.043)	-0.064 (0.118)
Constant	-0.276*** (0.060)	-0.318*** (0.065)	-0.227*** (0.085)	-0.345*** (0.067)	-0.241*** (0.068)	-0.524** (0.236)
Observations	43,017	23,083	19,934	39,808	19,452	58,396
R-squared	0.122	0.133	0.119	0.145	0.178	0.244
Country FEs	Yes	Yes	Yes	Yes	Yes	Yes
Firm ctrls	Yes	Yes	Yes	Yes	Yes	Yes

Note: Downstreamness is sourced from Antràs and Chor (2013). Elasticities of substitutions have been sourced from Broda and Weinstein (2006). Contractibility is calculated following Rauch (1999), sourced from Antràs and Chor (2003). Standard errors clustered at parent level in parentheses. ***, **, * stand for p-value <0.01, p-value <0.05 and p-value <0.10, respectively

5. Conclusions

The voluminous literature on vertical integration choices has largely neglected the possibility that firms may find optimal to integrate both upstream and downstream along the supply chain. As a matter of fact, a key assumption of these models is that integration decisions are one-directional, i.e., companies can go either backward or forward but not in both directions.

In this paper, using a global dataset of activities by MNEs, we first document the coexistence of backward and forward integration strategies along the GVCs. Second, our results show that the decision to integrate falls on activities with a relatively low elasticity of substitution and tend to target production stages that are technologically closer along the chain, possibly to maximize coordination efforts. Finally, we systematically find a duplication of production stages in our data, as they are performed by different subsidiaries within the same corporate boundary.

From our point of view, the above results call for a refinement of existing theoretical models, according to which integration always starts from either the top or the bottom of the supply chain, and only one supplier of an intermediate input is needed on the technological sequence.

References

- Acemoglu, D., P. Antràs, and E. Helpman (2007). Contracts and Technology Adoption. *American Economic Review* 97(3), 916–943.
- Acemoglu, D., R. Griffith, P. Aghion, and F. Zilibotti (2010). Vertical integration and technology: theory and evidence. *Journal of the European Economic Association* 8(5), 989–1033.
- Alfaro, L. and A. Charlton (2009). "Intra-industry Foreign Direct Investment". *American Economic Review* 99(5), 2096–2119.
- Alfaro, L., P. Conconi, H. Fadinger, and A. Newman (2016). Do Price Determine Vertical Integration?. *Review of Economic Studies* 83, 1–35.
- Alfaro, L., Chor, D., Antras, P., & Conconi, P. (2019). Internalizing global value chains: A firm-level analysis. *Journal of Political Economy*, 127(2), 508-559.
- Alvarez, V., J. Cravino, and A. A. Levchenko (2016). The Growth of Multinational Firms in the Great Recession. *Journal of Monetary Economics* 85, 50–64.
- Antràs, P. (2003). Firms, Contracts, and Trade Structure. *The Quarterly Journal of Economics*, 118(4), 1375–1418.
- Antràs, P. and E. Helpman (2004). Global Sourcing. *Journal of Political Economy* 112(3), 552–580.
- Antràs, P., Chor, D., (2013). Organizing the global value chain. *Econometrica* 81 (6), 2127–2204.
- Antràs, P., & De Gortari, A. (2017). On the geography of global value chains. (No. w23456). *National Bureau of Economic Research*.
- Atalay, E., Hortaçsu, A., Li, M. J., & Syverson, C. (2019). How wide is the firm border?. *The Quarterly Journal of Economics*, 134(4), 1845-1882.
- Baker, G. P., & Hubbard, T. N. (2004). Contractibility and asset ownership: On-board computers and governance in US trucking. *The Quarterly Journal of Economics*, 119(4), 1443-1479.
- Bartlett, C. A., & Ghoshal, S. (2000). Going Global. *Harvard Business Review*, 78(2), 132-141.
- Broda, C. and D. Weinstein (2006). Globalization and the Gains from Variety. *Quarterly Journal of Economics* 121(2), 541–585.
- Cravino, J. and A. A. Levchenko (2016). "Multinational Firms and International Business Cycle Transmission". *The Quarterly Journal of Economics*, 132(2), 921-962.
- Defever, F., & Toubal, F. (2013). Productivity, relationship-specific inputs and the sourcing modes of multinationals. *Journal of Economic Behavior & Organization*, 94, 345-357.
- Del Prete, D. and A. Rungi (2017), Organizing the Global Value Chain: a firm level test, *Journal of International Economics*, 109, 16-30. ISSN: 0022-1996, doi: 10.1016/j.jinteco.2017.08.003
- Giroud, X. (2013), Proximity and Investment: Evidence from Plant-Level Data, *Quarterly Journal of Economics*, 128, 861–915.
- Grossman, S. J., & Hart, O. D. (1986). The costs and benefits of ownership: A theory of vertical and lateral integration. *Journal of Political Economy*, 94(4), 691-719.
- Hart, O., & Moore, J. (1990). Property Rights and the Nature of the Firm. *Journal of Political Economy*, 98(6), 1119-1158.
- Kalnins, A., and F. Lafontaine (2004), Multi-unit Ownership in Franchising: Evidence from the Fast-Food Industry in Texas,” *RAND Journal of Economics*, 35, 747–61.

- Kalnins, A., and F. Lafontaine (2013), Too Far Away? The Effect of Distance to Headquarters on Business Establishment Performance, *American Economic Journal: Microeconomics*, 5, 157–79
- Lafontaine, F. (1992). Agency theory and franchising: some empirical results. *RAND journal of Economics*, 23(2), 263-283.
- Lafontaine, F., & Shaw, K. L. (1999). The dynamics of franchise contracting: Evidence from panel data. *Journal of Political Economy*, 107(5), 1041-1080.
- Lafontaine, F., & Slade, M. (2007). Vertical integration and firm boundaries: The evidence. *Journal of Economic Literature*, 45(3), 629-685.
- MengXiao, L., (2019). The Missing Option in Firm Boundary Decisions, mimeo.
- Minkler, A. P., & Park, T. A. (1994). Asset specificity and vertical integration in franchising. *Review of Industrial Organization*, 9(4), 409-423.
- Nunn, N. (2007). "Relationship-specificity, incomplete contracts, and the pattern of trade". *Quarterly Journal of Economics* 122(2), 569–600.
- Nunn, N., & Trefler, D. (2013). Incomplete contracts and the boundaries of the multinational firm. *Journal of Economic Behavior & Organization*, 94, 330-344.
- OECD (2005). "Guidelines for Multinational Enterprises". *OECD, Paris*.
- Rauch, J. E. (1999). "Networks versus markets in international trade". *Journal of International Economics* 48(1), 7–35.
- Rungi, A. and Del Prete, D. (2018). The smile curve at the firm level: Where value is added along supply chains. *Economics Letters*, 164, 38-42.
- Rungi, A., Morrison G. and Pammolli F. (2019) Global Ownership and Hierarchies of Firms. That Which is Essential is Invisible to the Eye, mimeo.
- Scott, F. A. (1995). Franchising vs. company ownership as a decision variable of the firm. *Review of Industrial Organization*, 10(1), 69-81.
- UNCTAD (2009). "Training Manual on Statistics for FDI and the Operations of TNCs Vol. II.". *United Nations*.
- UNCTAD (2016). "World Investment Report 2016". *United Nations*
- Woodruff, C. (2002). Non-contractible investments and vertical integration in the Mexican footwear industry. *International Journal of Industrial Organization*, 20(8), 1197-1224.

Appendix

Table A1: Sample coverage

Origin country	Parent companies	%	Domestic subsidiaries	%	Foreign subsidiaries	%
European Union	111.522	55,41%	233.714	46,77%	408.674	56,58%
<i>of which:</i>						
<i>Germany</i>	<i>11.261</i>	<i>5,59%</i>	<i>36.759</i>	<i>7,36%</i>	<i>44.135</i>	<i>6,11%</i>
<i>France</i>	<i>6.650</i>	<i>3,30%</i>	<i>25.905</i>	<i>5,18%</i>	<i>39.949</i>	<i>5,53%</i>
<i>United Kingdom</i>	<i>12.361</i>	<i>6,14%</i>	<i>44.266</i>	<i>8,86%</i>	<i>57.820</i>	<i>8,00%</i>
<i>Italy</i>	<i>8.680</i>	<i>4,31%</i>	<i>17.362</i>	<i>3,47%</i>	<i>26.800</i>	<i>3,71%</i>
<i>Spain</i>	<i>5.530</i>	<i>2,75%</i>	<i>22.043</i>	<i>4,41%</i>	<i>19.826</i>	<i>2,74%</i>
United States	22.511	11,18%	133.205	26,66%	115.339	15,97%
Russia	974	0,48%	2.432	0,49%	1.597	0,22%
Asia	19.142	9,51%	71.849	14,38%	114.707	15,88%
<i>of which:</i>						
<i>Japan</i>	<i>3.259</i>	<i>1,62%</i>	<i>25.749</i>	<i>5,15%</i>	<i>33.789</i>	<i>4,68%</i>
<i>China</i>	<i>2.995</i>	<i>1,49%</i>	<i>10.076</i>	<i>2,02%</i>	<i>6.111</i>	<i>0,85%</i>
<i>India</i>	<i>1.501</i>	<i>0,75%</i>	<i>4.357</i>	<i>0,87%</i>	<i>6.479</i>	<i>0,90%</i>
Africa	4.169	2,07%	6.027	1,21%	12.791	1,77%
Latin America	18.247	9,07%	3.262	0,65%	10.273	1,42%
<i>of which:</i>						
<i>Brazil</i>	<i>342</i>	<i>0,17%</i>	<i>1.196</i>	<i>0,24%</i>	<i>2.334</i>	<i>0,32%</i>
<i>Argentina</i>	<i>126</i>	<i>0,06%</i>	<i>187</i>	<i>0,04%</i>	<i>239</i>	<i>0,03%</i>
<i>Mexico</i>	<i>322</i>	<i>0,16%</i>	<i>1.041</i>	<i>0,21%</i>	<i>1.306</i>	<i>0,18%</i>
Australia	2.771	1,38%	19.108	3,82%	11.429	1,58%
Rest of the world	21.936	10,90%	30.120	6,03%	47.545	6,58%
TOTAL	201.272	100,00%	499.717	100,00%	722.355	100,00%

Table A2: Probit model for duplicating stages along GVCs

	(1)	(2)	(3)
Differential downstreamness	-1.189*** (0.072)	-1.361*** (0.144)	-1.505*** (0.133)
Differential elasticity		0.018 (0.016)	-0.020 (0.018)
Contractibility		0.290*** (0.073)	0.240** (0.095)
Number of affiliates			0.118*** (0.026)
Productivity			-0.014 (0.021)
Capital intensity			0.095*** (0.022)
Size			0.034** (0.017)
Age			-0.071** (0.031)
Constant	-1.243*** (0.461)	-0.122 (0.441)	-1.041* (0.543)
Observations	260,333	72,487	58,032
Pseudo R-squared	0.077	0.079	0.124
Country FEs	Yes	Yes	Yes

Note: Downstreamness is sourced from Antràs and Chor (2013). Elasticities of substitutions have been sourced from Broda and Weinstein (2006). Contractibility is calculated following Rauch (1999), sourced from Antràs and Chor (2003). Standard errors clustered at parent level in parentheses. ***, **, * stand for p-value <0.01, p-value <0.05 and p-value <0.10, respectively

Author contacts:

Davide Del Prete

University of Naples Parthenope
Department of Business and Economics
Via Generale Parisi 13
80132 Naples
Italy

Email: davide.delprete@uniparthenope.it

Armando Rungi

IMT Lucca
Laboratory for the Analysis of Complex Economic Systems
Piazza San Francesco 19
55100 Lucca
Italy

Email: armando.rungi@imtlucca.it