

# Congruence between Voters and Parties: The Role of Party-Level Issue Saliency

Rory Costello (University of Limerick); Dimitar Toshkov (Leiden University); Barend Bos (Leiden University); André Krouwel (Vrije Universiteit Amsterdam)<sup>1</sup>

## **ABSTRACT**

The level of congruence between parties and their voters can vary greatly from one policy issue to another, which raises questions regarding the effectiveness of political representation. We seek to explain variation in party-voter congruence across issues and parties. We focus on the hypotheses that (1) average proximity between the positions of voters and the party they vote for will be highest on the issues that the party emphasises in the election campaign and that (2) this relationship will be stronger for niche parties. We test these hypotheses using data on the policy preferences of voters, party positions, party attention profiles and saliency on concrete policy issues in four countries: The Netherlands, Ireland, Germany and Sweden. Overall, we find that voter-party proximity tends to be higher on issues that the party emphasises. As these are the issues where parties typically have the greatest policy impact, this implies that the quality of representation is highest where it matters most. There is some limited evidence that the positive relationship between issue saliency and proximity is stronger for niche parties. In sum, the quality of policy representation varies strongly with party-level issue saliency and to a lesser extent with the type of political party.

**Keywords:** congruence, issue saliency, political parties, representation, voting-advice-applications

---

<sup>1</sup> The first two authors contributed equally to the paper; thereafter the ordering is alphabetical.

## INTRODUCTION

Effective policy representation in modern party-centred democracies implies a degree of congruence between the policy positions of parties and the policy preferences of the people who vote for them (Thomassen 1994; Rohrschneider and Whitefield 2012; Powell 2000; APSA 1950; Katz 1997). While previous research shows a high level of congruence between voters and parties in terms of their general ideological orientation, it also finds that parties are often out of step with their own voters on specific policy issues (Miller et al. 1999, Thomassen 2012, Dalton 2017, Dolný and Baboš 2015). This is despite the fact that, as a result of cognitive mobilisation and declining partisanship, citizens in many countries are more capable and willing to vote based on their policy preferences than ever before (Dalton 1984). In the words of one prominent scholar of political representation, *'low levels of policy congruence in a system with more and more issue voting citizens, not only implies dangers for the individual parties, it also implies dangers for the system as a whole'* (Holmberg 1999).

One explanation for relatively low levels of issue congruence is that in most developed democracies, party and voter preferences are not structured by a single, overarching left-right dimension (e.g. Lesschaeve 2017, Thomassen 2012). Where parties compete on several unrelated issue-dimensions, voters may agree with a party on one set of issues while disagreeing with it on others, and it becomes extremely difficult for voters to find a party that represents their views well across the spectrum of policy issues. Yet issue congruence is not uniformly low: there tends to be considerable variation in the level of party-voter congruence across issues and parties. As Jacques Thomassen noted back in 1994, *'one of the most important challenges ... is to explain why political parties are representative of their voters on some issues, but not on others'*. This article seeks to explain this variation in the proximity of parties to their voters. To do so, we look to parties' issue emphasis. By emphasising a particular issue, a party seeks to attract voters who care about that issue and agree with its position. It may be the case that, as many have argued, voters are generally ignorant of party policy (e.g. Achen and Bartels 2016). However, to the extent that voters do evaluate party policy positions, this is most likely to be in relation to the issues that the party emphasises in its campaign. We therefore expect that congruence between a party and its voters will be highest on these issues.

We also consider the possibility that the relationship between parties' issue emphasis and congruence differs between niche and mainstream parties. Niche parties build their reputation and identity only with reference to very few issues of disproportionately high salience to them and to their voters, while mainstream parties are less consistent in their issue emphasis over time (Wagner 2012). We therefore expect a particularly high level of congruence for niche parties on the issues they own.

We argue that understanding how parties' issue attention profile shapes congruence is important from a normative perspective. We should not treat all issues equally when assessing voter-party congruence. A party is most likely to influence public policy in relation to the issues it prioritises, so congruence is most important in relation to these issues. As previous research shows, there is a strong relationship between the policy priorities of parties in government and the policies those parties emphasised in the previous election campaign (Budge and Hofferbert 1990, Klingemann, et al. 1994, see also Bischof 2018). Selective issue emphasis by political parties is particularly important in understanding policy under coalition government, where each member of the coalition tends to have a significant say in shaping policy in the areas it prioritises (and very often also receives the relevant ministerial portfolio) (Bäck, et al. 2011, Ecker et al 2015). In this article, we test whether congruence is indeed higher on these issues, and whether this pattern holds for all parties or just for niche parties.

We test our hypotheses using comparable data from recent elections in Germany, The Netherlands, Sweden and Ireland. As discussed below, these cases are suitable for testing our hypotheses because the chosen elections involved a diverse array of salient issues, including issues not related to the economic left-right dimension; and the elections featured a mix of mainstream parties with broad policy programmes and niche parties with a more restricted policy focus. We find that party-level issue salience has a significant effect on voter-party congruence: the distance between voters and their party tends to be smallest when it comes to the issues that the party emphasises. We find only partial support for our expectation that the relationship is stronger for niche parties than mainstream parties. Below, we develop our theoretical arguments regarding the effects of party issue emphasis and party type on voter-party congruence. We then introduce our data, which includes information on the policy preferences of voters and the policy positions and priorities of parties on a wide range of issues. The analysis section tests our hypotheses, and the final section concludes by discussing the implications of the findings.

## **EXPLAINING VARIATION IN VOTER-PARTY PROXIMITY ACROSS ISSUES**

In line with most research on voter-party congruence, our theoretical expectations begin with the assumption that voters consider policy proximity to parties when deciding how to vote (e.g. Giger and Lefkofridi 2014; Thomassen 2012). This is the central premise of the Downsian spatial model, whereby parties compete by adopting positions on issue-dimensions, and voters select the party or candidate that is closest to them on the issue or issues that they care most about (Downs 1957). The core components of the model are therefore the salience of the policy issue for the voter, the voter's position on the issue, and the positions of the candidates or parties (Brody and Page 1972, 455). At the individual level, the spatial model predicts a high degree of congruence between voters and parties on the issues that are salient to the voter, and this is supported empirically (Gerber and Green 2000; Giger and Lefkofridi 2014).

However, this does not tell us on which issues we should expect to find high levels of congruence at the aggregate level. Electorates consist of different 'issue publics', or groups of voters who focus on distinct sets of issues (Krosnick 1990). The existence of distinct issue publics, with each group voting based on the issues that are salient to them, is often believed to exacerbate the problems of political representation. Not only do parties compete on several unrelated issue-dimensions, but voters differ in terms of which issues they base their decision on. An election outcome then communicates 'a cacophony of desires on the part of many small minorities', and parties cannot reliably claim to have a clear mandate from their voters on any given issue (Krosnick 1990, 83).

What the traditional spatial model overlooks is that parties differ not only in their policy positions, but also in the issues that they choose to emphasise in the election campaign. This is a central assumption of many of the most well-known alternatives to the Downsian spatial model, such as salience theory (Budge and Farlie 1983) and directional theory (Rabinowitz and Macdonald 1989). More recently, theories of party competition and vote choice have integrated aspects of these different approaches. For instance, the 'issue yield' model of De Sio and Weber (2014) assumes that parties compete both in terms of position-taking and by strategic issue-emphasis, and voters' preferences are shaped by policy proximity. Parties are expected to particularly emphasise what the authors refer to as 'bridge policies': i.e. policies where their

position has wide support among the party base and also has support among other voters. By campaigning on these policies, a party can attract new voters without affecting its core support<sup>2</sup>.

Incorporating party issue-emphasis into a proximity-based model of vote choice has clear implications for voter-party congruence across issues. Policy proximity can only influence voters' decisions when they know what the party's position is. Indeed, we know from previous research that higher voter knowledge of party positions on issues leads to greater voter-party issue congruence (Andersen, et al. 2005). Voter's knowledge of party policy on any given issue largely depends on the amount of attention the party devotes to the issue. Election campaigns are particularly important in this respect, as they inform voters of where parties stand on their core issues (Gelman and King 1993). Thus, issue emphasis by political parties is expected to influence voter knowledge of party policy and vote choice and, ultimately, the level of congruence across issues.

To summarise, we argue that when a party emphasises a particular issue in an election campaign, it is likely to attract voters that agree with the party's position on this issue, and as a result, the average distance between the position of the party and its voters will be relatively small. Such proximity between party and voters is less likely to occur on issues that are not emphasised by the party and are therefore less central to voters' evaluation of the party. Accordingly, our first hypothesis is as follows:

*H1: The average distance between the positions of voters and the party they vote for will be smallest on the issues that the party emphasises.*

While there is a growing recognition of the need to consider both party policy positions and party issue emphasis when studying party competition and vote choice, the implications of this for voter-party congruence has received very little attention to-date. One exception is Valen and Narud (2007), who present evidence from Norway that voter-party congruence is higher on a party's core issues. However, this evidence is based on a handful of issues. One reason for this gap in the literature is that most existing studies have looked at congruence and representation along a general

---

<sup>2</sup> Klüver and Spoon find that parties also respond to changes in voters' issue priorities, with more responsiveness for large parties and opposition parties (2016), and more responsiveness on more polarised issues (Spoon and Klüver 2015).

ideological dimension and have not been able to consider variation across issues (Adams et al., 2006; Ezrow et al., 2011; Mattila and Raunio, 2006). Below, we test the hypothesis using data on 111 specific policy issues and 34 parties across four countries<sup>3</sup>.

We also consider the possibility that voters pay more attention to long-term associations that parties have with particular issues than to the issues parties chose to emphasise in a specific election campaign. Of course, long-term issue associations and short-term issue emphasis are likely to overlap considerably (Wagner and Meyer 2014, p. 1033). We examine the effect of both issue emphasis and issue ownership on congruence.

While we expect the relationship specified in H1 to apply to all parties, there are reasons to believe that it may be stronger for niche parties than for mainstream parties. Niche parties are defined in part by their focus on a restricted set of issues and are clearly associated in the public mind with these issues (Meguid 2005). This issue emphasis tends not to vary significantly over time, which further cements the reputation of these parties in relation to their key issues (Adams et al. 2006). Parties that own a small set of issues offer little information about their stances on all other issues, or indeed deliberately blur their positions (Rovny 2012, 2013). Mainstream parties also prioritise some issues over others, but this focus is less consistent over time compared to niche parties. As Budge (2015) suggests, '*[niche party] issue emphases are likely to be even more fixed than those of mainstream programmatic parties*'. Klüver and Spoon (2016) show that large parties are more likely to change their issue attention in response to changes in issue salience among the public compared to small parties<sup>4</sup>. Due to changing issue emphasis over time, mainstream parties are likely to be less effective at communicating their issue priorities to voters.

Furthermore, mainstream parties are typically office-seeking, while niche parties are typically policy-seeking (Helboe Pedersen 2012). This suggests that the campaign focus of niche parties will be more heavily focused on policy, while the campaign focus of mainstream parties will also focus on non-policy factors such as their ability to govern, leadership qualities and past performance. This is supported by evidence that media coverage of mainstream parties is more

---

<sup>3</sup>The causal mechanism behind H1 assumes that voters have exogenous policy preferences, and when deciding how to vote they evaluate each party based on its position on the issues it emphasises. The relationship between issue emphasis and congruence is therefore driven by vote choice. However, an alternative top-down mechanism is also plausible, whereby the policy preferences of partisans are influenced by the policy positions and issue attention of the party they support. We consider this alternative mechanism in the supplementary material, where we provide evidence that suggests that the top-down mechanism does not drive patterns in voter-party congruence across issues.

<sup>4</sup> They also examine niche parties, and find that they are less likely than other parties to change their issue priorities in response to public opinion, although this relationship was not statistically significant (p.644).

personalised than that of niche parties (Lengauer and Winder 2013). This is likely to result in differences between niche and mainstream parties in terms of how successfully they communicate their issue priorities. Following on from these considerations, our second hypotheses is as follows:

*H2: The relationship between the issue emphasis of parties and the average distance between the positions of the voters and the party they vote for will be stronger for niche parties.*

Some previous research has examined how voter-party congruence varies between different types of parties, with mixed results. Romeijn (2018) studies congruence between public opinion and political parties in Germany. He finds mixed evidence about the extent to which congruence varies between niche parties and mainstream parties, but, if anything, niche parties appear more congruent and more responsive to levels of policy support in the general public. Similarly, Van Ditmars and De Lange (2019) find for the case of The Netherlands that ‘*mainstream parties do not consistently represent their voters better on specific issues or dimensions than niche parties*’. In contrast, Traber et al. (2018) find in a cross-national study that congruence is higher for government and office-seeking opposition parties, while Belchior and Freire (2013) find that congruence is higher for catch-all parties than for ideological parties. These contrasting findings may be due to not taking into account the interaction between issue-emphasis and party type, as implied by our second hypothesis.

## **RESEARCH DESIGN AND DATA**

We test these hypotheses using data on the policy issue positions of voters and parties and the issue emphasis of parties at the 2012 Dutch parliamentary election, the 2016 Irish parliamentary election, the 2013 German federal election, and the 2010 Swedish parliamentary election. While our case selection is constrained to a large extent by data availability, these four countries represent a reasonably representative cross-section of established Western European multi-party democracies, as they vary on relevant factors such as party system fragmentation, party-centeredness, and party attachment. They also feature two necessary conditions for our hypotheses to be testable: variation in the types of active parties and a significant degree of issue-based party competition.

Ireland has one of the lowest levels of party attachment in Western Europe, and Sweden one of the highest (Andeweg and Farrell 2017). While this may affect the overall level of voter-party congruence in these countries, it is not expected to play a conditioning role in relation to our hypotheses. The Netherlands, Germany and Sweden have party-centred electoral systems, whereas Ireland has a candidate-centred electoral system in which candidate attributes play an important role in vote choice (Marsh 2007). This has the effect of reducing the importance of policy-based competition in elections in Ireland relative to the other countries. We might therefore expect to find weaker support for our hypotheses in the Irish case. There are also differences in the party system across the four cases that might affect the results. The Netherlands has a highly fragmented party system that features a number of what are essentially single-issue parties (such as the Party for the Animals); whereas the party systems in the other countries are somewhat less fragmented<sup>5</sup>. We therefore anticipate that there will be stronger support for H2 in the case of the Netherlands.

Note however that we do not have strong and specific hypotheses about how the relationships we study should vary across the four countries. We expect our hypotheses to hold in all cases. To the extent that we find that these relationships vary in different contexts, we leave it for future research to formulate and test hypotheses about this variation at the level of the political and party systems. We return to this point in the conclusion.

In terms of our main variables of interest (issue emphasis and party type), there is considerable variation within each country. The party systems in these four countries include a mixture of mainstream parties with broad issue-attention profiles (such as Fine Gael in Ireland and Christian Democratic Appeal in The Netherlands) and niche parties with a narrow issue-attention profile (such as the Freedom Party in The Netherlands and the Anti-Austerity Alliance in Ireland). The parties in these elections campaigned on a diverse set of issues, including immigration, water charges, housing, crime and European integration.

Our data on the issue positions of voters and parties comes from voting advice applications (VAAs): *WhichCandidate* in Ireland, *Kieskompas* in The Netherlands, *Bundeswahlkompas* in Germany and *Valkompas* in Sweden. In all cases, a team of country experts selected a list of issues that were salient for political competition, comprehensive and balanced in terms of scope, and

---

<sup>5</sup> Ireland has a relatively high score for in terms of the Effective Number of Parties (see Michael Gallagher's election indices [https://www.tcd.ie/Political\\_Science/people/michael\\_gallagher/EISystems/Docts/ElectionIndices.pdf](https://www.tcd.ie/Political_Science/people/michael_gallagher/EISystems/Docts/ElectionIndices.pdf)), but this is partly driven by the high number of independent candidates.



associated with policy differences between the parties (further details can be found in Costello 2017 and Krouwel et. al. 2012). In total, 30 issues were included in the Dutch, German, and Swedish versions, and 21 issues in the Irish version. Our dataset contains the verified positions of the political parties in each country and the positions of a very large opt-in panel of respondents in each country on the same issues. Descriptive information on our datasets is provided in the Supplementary Material, including summaries of the overall level of agreement between voters and parties across issues.

One advantage of using VAA data for the study of voters-party representation is that we can match the positions of voters and parties on the same issues without resorting to scaling and latent dimensions that lack clear substantive interpretation. Another advantage comes from the sheer number of responses that the VAAs have: even after we restrict the sample of responses to those who have completed the policy positions *and* the party preference questions, we are left with more than 43 thousand responses in The Netherlands, 42 thousand in Sweden, 18 thousand in Germany and 21 thousand in Ireland. This means that even for the small parties we have a sufficient number of responses from their supporters, unlike studies that use traditional nationally representative public opinion surveys, which either have to drop small parties or use less than a dozen of respondents to reconstruct the positions of their supporters. As a result, we can estimate reliably the policy preferences of the supporters of small parties as well (see Costello 2017 which shows that the estimates of the preferences of party supporters from VAAs and from modelled responses from large probability-based surveys agree to a very large extent).

### **Measuring party-voter proximity**

The outcome of interest in our study is the distance between the positions of the voters of the party and the position of the party. The distance measure that we use is based on the positions of voters and parties on concrete policy issues, expressed on the same scale. For The Netherlands, Germany and Sweden, the positions on policy issues are measures on a five-point ordinal scale with response categories ‘Strongly agree’, ‘Agree’, ‘Neutral’, ‘Disagree’, ‘Strongly disagree’, and the party positions are derived from analyses of official documents, newspapers, and other sources. For Ireland, the positions are measured on a three-point ordinal scale, and the party positions are based on a survey of political parties. Distance on a policy issue for a party is measured as the average of the absolute distances between the party position and the positions of each of its voters. The

distances for the Irish case are rescaled to match the scale used in the other countries (i.e. ranging from a minimum of 0 to a maximum of 4).

We identify the supporters of parties by the declared prospective vote. In Ireland, respondents were asked to indicate who they intend to give their first preference vote to in the upcoming election. In The Netherlands this is captured by a question about which party the respondent is most likely to vote for (only one choice possible). In Germany and Sweden the prospective vote is captured by a series of questions asking for the probability of the respondent to vote for each of the parties competing at the election on a scale from 1 to 10. We take respondents who picked at least ‘9’ for one party and no more than ‘8’ for any other party. In all cases, questions about vote intention were asked before respondents were provided with information on their policy match with parties.

While there are a number of benefits to using VAA data to study congruence, one potential drawback is the opt-in nature of the voter sample. However, while sample bias may affect the estimates for the level of proximity, our focus is on understanding the factors that drive variation in proximity across issues, which is less likely to be affected by this. We also run additional models (reported in the Supplementary Material) where the voter sample is weighted to be representative of the population in terms of age, education, gender, left-right orientation, vote, and urban/rural location. The results with these models do not alter the main findings of the analyses presented below.

### **Measuring issue salience**

To measure party-specific issue salience, we rely on three different indicators. The first and main one is based on new coding of the Manifesto Project data (Krause et al. 2018). For each party and each policy issue, we identify relevant statements in the election manifesto of the party that referred specifically to this policy issue (not to the underlying policy or ideological dimension), and we record the number of these statements. We calculate the share of these statements from all statements in the party manifesto using a logarithmic transformation, as recommended by Lowe et al. (2011). We then standardize this number by subtracting the average salience of the issue across all parties. The following formula shows the exact calculation method, where  $x_{ip}$  is the number of statements in the manifesto of party  $p$  on issue  $i$ ,  $x_p$  is the total number of issue statements in the manifesto of party  $p$ , and  $N$  is the number of parties:

$$s_{ip} = \log \frac{x_{ip} + 1}{x_p} - \frac{1}{N} * \sum_{p=1}^N \log \frac{x_{ip} + 1}{x_p}$$

The standardization by the average salience of the issue ensures that we capture differences *across parties* within issues and not *across issues* as such. It is to be expected that an issue such as increasing the pension age will attract more attention from all parties than an issue such as a burka ban, but what is relevant for our theoretical argument is the *relative* party emphasis on each of these issues compared to the emphasis they receive from the other parties (cf. Budge 2015 who argues that ‘*it is not the issues most emphasised by parties which distinguish them from other parties but those they uniquely emphasise*’). The standardization by the length of the party manifesto is made to correct for the fact that some parties have much longer manifestos than others, which allows them to have more statements on an issue. Parties receive a limited amount of attention from voters and must choose how to distribute their focus across issues, so it is the amount of attention a party gives to one issue relative to other issues that matters.

For Ireland, we also have a second measure of party issue emphasis, based on a survey of candidates standing in the election. The candidate survey was administered as part of the VAA used in this study. Candidates were asked to list their top three issue priorities (in an open-ended question format). For each of the 21 policy issues included in the Irish case, we counted the number of candidates from each party that listed the issue as a priority, and standardised this in the manner described in the previous paragraph. More details of this measure, along with the results of the analysis using this measure, are given in the Supplementary Material.

In the Supplementary Material we also report results for The Netherlands, Germany and Sweden based on an alternative measure of issue salience that tracks the fraction of party supporters that have expressed an opinion on a policy issue question, calculated for each party and issue separately. We consider respondents who have *not* expressed an opinion as those who have answered a policy issue question with 'Don't know' or 'Neutral'. This is based on the idea that people have more accessible attitudes on issues that are salient to them (Krosnick, 1990; Lavine et al. 1996). Our assumption is that party supporters would have been more likely to express an

opinion on an issue, if this issue had been emphasized by the party in its communication. Hence, the relative share of voters with an opinion on an issue can proxy the salience that the party puts on the issue. We standardize this measure by the issue-level average across all parties, for the reasons explained above. The results using these alternative measures are substantively the same as the results presented below.

### **Measuring party nicheness**

Our second hypothesis concerns the distinction between niche and mainstream parties. We employ two alternative measures for this. We construct a continuous measure of party nicheness in the following way. First, we start with calculating the party's relative attention to all issues in its manifesto, using the issue categories in the Manifesto Project data. Then, following the approach of Meyer and Miller (2015: 262), we compute the deviation of a party's issue attention profile from the overall system-level agenda. The values are then standardized by subtracting the average level of deviation of all parties from the particular issue attention profile score of a party. The following formula shows the precise definition and calculation of the measure (where  $x_{ip}$  is the emphasis of party  $p$  on issue  $i$  and  $\bar{X}_{i,-p}$  the average emphasis of all parties other than  $p$  on issue  $i$ ):

$$\sigma_p = \sqrt{\frac{1}{N} \sum_{i=1}^N (x_{ip} - \bar{X}_{i,-p})^2}$$

Our second measure involves classifying parties as either niche or mainstream. A binary classification of 'niche' parties can be controversial, but we use this in a very specific sense, namely parties that overwhelmingly focus their attention to a relatively small number of policy issues, relative to the attention paid to these issues by other parties in the political system. Building on the classifications in Budge et al. (2001), Adams et al. (2006), Budge (2015), and the overview in Wagner (2012), we end up categorizing the following parties as 'niche parties' in the four countries: Anti-Austerity Alliance, Green Party, and Renua in Ireland; GreenLeft, Party for Freedom, the Reformed Party and the Party of the Animals in The Netherlands; the Green Party, The Left, the Pirates, NPD, and AfD in Germany; and the Center Party, the Left, the Swedish Democrats and the Green Ecological party in Sweden.

### **Additional variables**

To explore whether it is issue salience as such that matters for congruence or merely the issue *type*, we use a variable that tracks whether or not the individual issues fit into the socio-economic left-right dimension. Much of the existing literature highlights a general pattern whereby issues associated with the left-right dimension have higher levels of congruence than other issues (Costello et. al. 2012; Dalton 2017). The left-right dimension might be expected to be associated with higher levels of voter-party congruence because it serves as a heuristic device to simplify the voting decision (Thomassen 2012). Voters can generally place themselves on the left-right dimension and have a view on where the parties stand in left-right terms (Van Der Brug and Van der Eijk 1999). Issues related to taxes, redistribution, welfare, and government intervention in the economy were coded as belonging to this dimension<sup>6</sup>.

## **EMPIRICAL RESULTS**

We start the presentation of the empirical results by showing three statistical models estimated on the combined data from all four countries. We include country fixed effects in the model specifications to account for differences in the average distance between voters and parties across the four countries. We then present more detailed results from each of the four countries we study, including a party-by-party summary of the relationship between issue emphasis and voter-party distance.

### **Combined data analysis**

Table 1 shows the results of three linear regression models of average distance. Model 1.1 features party-specific issue salience and the continuous measure of party nichelessness, as well as their interaction. Model 1.2 replaces the continuous measure of nichelessness with a binary indicator. Model 1.3 adds an indicator for left-right issues. According to the results reported in the table, issue salience has the expected negative association with the average distance between the policy positions of voters and parties.

---

<sup>6</sup> In the Irish case, factor analysis showed that items relating to new taxes introduced during the financial crisis (a water charges and a property tax) formed a separate dimension (see Costello 2017), and so these items are not classified as left-right issues here.

*Table 1. Multivariate linear regression models of distance between voters and parties, four countries (Note: The Netherlands is the reference category for the country fixed effects, as the country where the effect is closest to the average one in the whole sample).*

	Outcome variable		
	Average distance between the policy positions of voters and parties		
	Model 1.1	Model 1.2	Model 1.3
Party issue salience	-0.04* (0.02)	-0.01 (0.04)	-0.04* (0.02)
Nicheness (cont.)	0.01 (0.01)		0.01 (0.01)
Niche party (dummy)		-0.05 (0.04)	
Salience-Nicheness Interaction	0.003 (0.01)	-0.02 (0.05)	0.003 (0.01)
Left/Right issue			-0.01 (0.04)
Germany	-0.04 (0.05)	-0.03 (0.05)	-0.04 (0.05)
Sweden	0.15*** (0.04)	0.15*** (0.04)	0.14*** (0.04)
Ireland	-0.11** (0.05)	-0.11** (0.05)	-0.11** (0.05)
Constant	1.18*** (0.03)	1.20*** (0.03)	1.18*** (0.03)
Observations	891	891	891
Akaike Inf. Crit.	1,299.94	1,300.13	1,301.88
Notes:	*p<0.1; **p<0.05; ***p<0.01		

The coefficient of issue salience is statistically significant at the 0.10 level in two of the three model specifications. The estimated coefficient of 0.04 in models 1 and 3 implies that moving from the minimum to the maximum issue salience observed in the data would decrease the preference distance by 0.26, which is approximately half of one standard deviation in distance

(these calculations assume a party with an average nicheness score of zero). A model without the interaction term returns practically the same value and standard error for the coefficient of issue salience - 0.04 and 0.02 respectively - as model 1. Altogether, the results are compatible with Hypothesis 1.

The second hypotheses requires that we examine the interaction between issue salience and nicheness. Nicheness as such is not consistently associated with distance. The interaction effect is also not consistent across the model specifications: it is negative in one (but not significant) and positive in the other two, so H2 is not supported in the pooled analysis. However, the relatively large standard errors in the models in Table 1 suggest that there is significant heterogeneity in the relationships that is worth exploring further by analysing the data from each country separately. Instead of adding interactions with each country in the models above, which would complicate the presentation of the results, we show scatterplots of the relationships of interest for each party in each country and we report more detailed country-specific statistical models in the Supplementary Material.

## **Country-level analysis**

### ***The Netherlands***

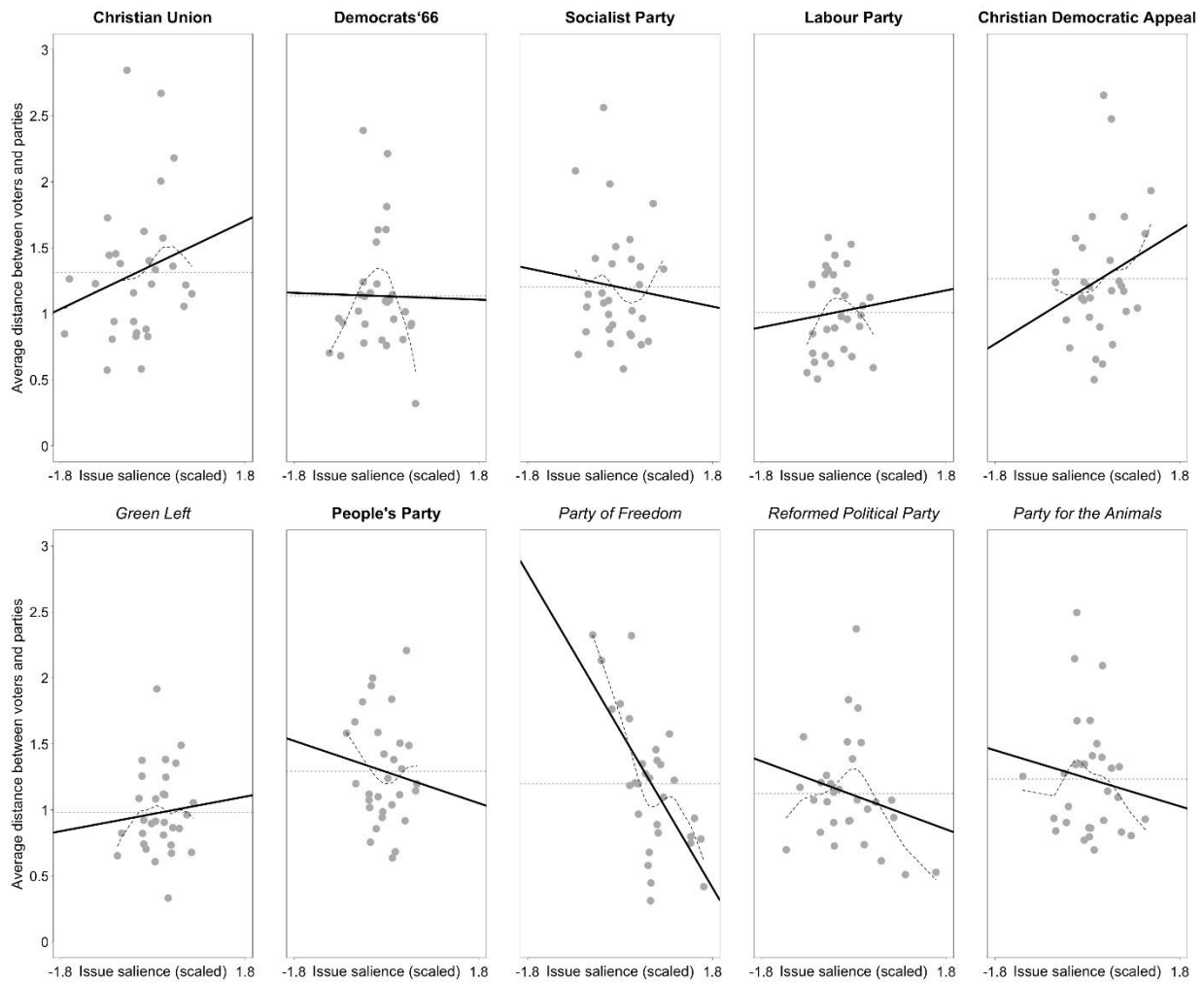
The fragmented party system in The Netherlands, featuring a large number of parties that differ significantly in their issue-attention profile, with some having a characteristically ‘niche’ profile, should provide a favourable setting for finding support for the theoretical hypotheses.

Figure 1 shows that the effect of issue salience on preference distance is strongly moderated by party type. The linear OLS line through the data points slopes downwards for parties with a high ‘nicheness’ score (the parties are ordered according to their nicheness), while most of the mainstream parties exhibit either no relationship or a positive one. This suggests that party-specific issue salience decreases the average distance between parties and voters for niche parties, but not for mainstream parties. The GreenLeft party defies this pattern as it exhibits a positive link, while being classified as a niche party, but the classification can be contested as the party has adopted a rather broad attention profile in the past decade. The People’s Party for Freedom and Democracy (VVD) exhibits a negative link, while being a mainstream party, but in fact its issue-attention profile is scored as rather narrow, at least according to its election manifesto. These inferences are

confirmed by examining the table with regression results from the Dutch data only, which show a significant interaction effect between nicheness and salience (see the Supplementary Material).

To sum up the Dutch results, we have rather strong evidence that greater issue emphasis by parties is associated with greater voter-party congruence, but only in the case of niche parties. These patterns lend support to Hypothesis 2.

Figure 1. Preference distance and issue salience per party, The Netherlands (2012)



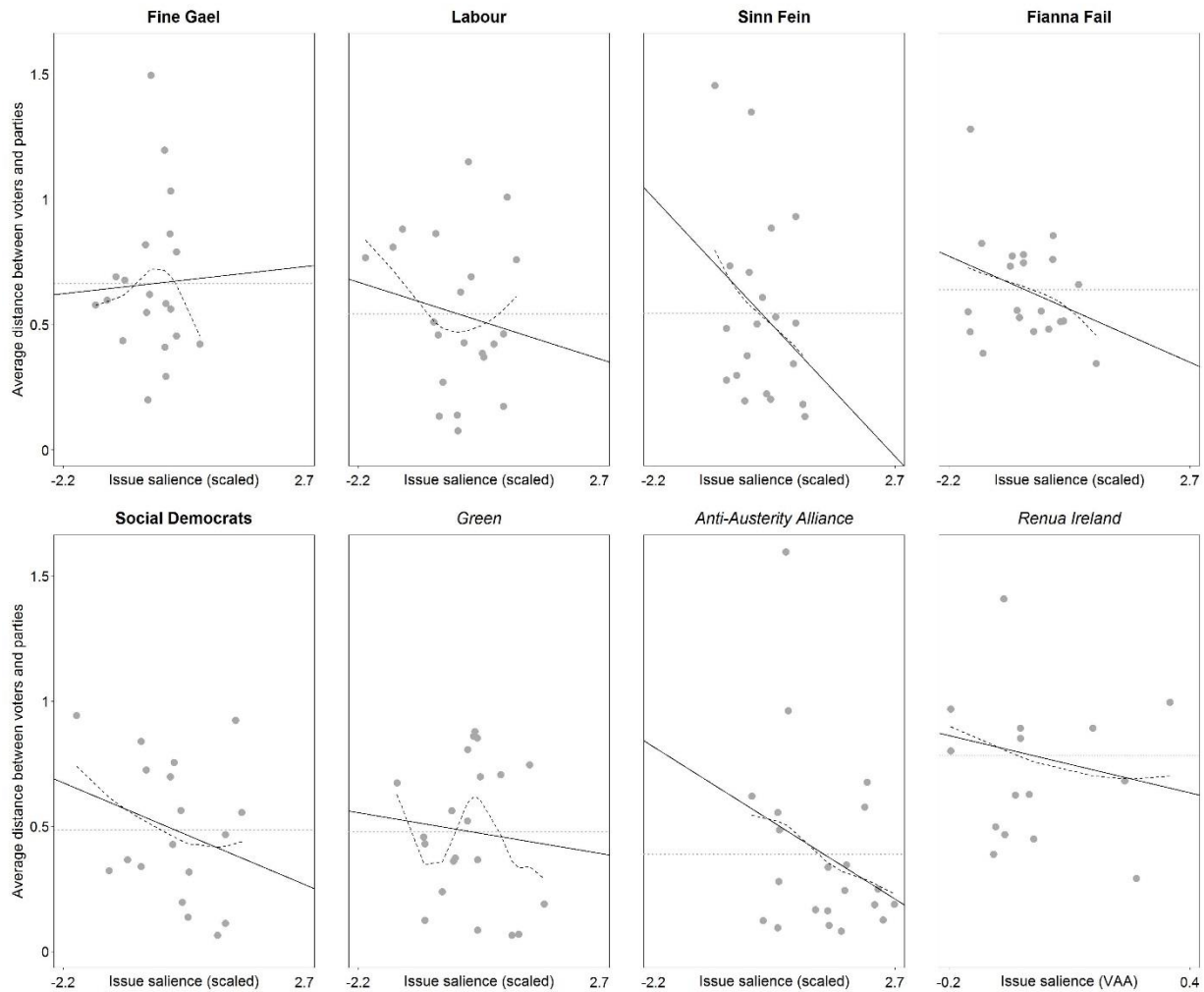
*Notes:* The panels show the scaled party-level issue salience against preference distance per party. Each dot represents one of 30 policy issues. The colour of the lines corresponds to party type (blue for mainstream and red for niche). The solid lines are linear OLS fits, while the dotted lines show cubic smoothing spline fits. The panels are ordered on the basis of increasing nicheness of the parties according to the continuous measure described in the text.  
*Data:* Kieskompas and Manifesto Project.



## Ireland

While traditionally dominated by the two large centrist parties Fine Gael and Fianna Fáil, the Irish party system has become increasingly fragmented in recent years. A number of new parties have emerged, including the Social Democrats, Renua Ireland, and the left-wing grouping of the Anti-Austerity Alliance (later renamed Solidarity) and People Before Profit. Figure 2 plots the relationship between party issue emphasis and voter-party distance for each of the main Irish parties that contested the 2016 election.

Figure 2. Preference distance and issue salience per party, Ireland (2016)



Notes: See the notes to Figure 1 for an explanation of the figure. Data: WhichCandidate and Manifesto Project

The plot in Figure 2 reveals that in Ireland the relationship between party issue salience and distance is similar for niche and mainstream parties: in both cases, distance decreases sharply with salience. The plots show that the negative relationship between salience and distance is found for all parties except Fine Gael, with the slope being the steepest for Sinn Féin and the Anti-Austerity Alliance<sup>7</sup>. In sum, the Irish case provides strong support for our first hypothesis: that is, the average distance between voters and the party they vote for is smallest when it comes to issues of high salience to the party. In contrast, there is no evidence in support for our second hypothesis. The effect of the interaction between a party's issue attention profile and issue salience is close to zero for all Irish models (reported in the Supplementary Material). The findings are the same when the candidate survey-based measure of party issue salience is used instead of the manifesto-based measure.

### *Germany*

Germany features a moderate number of parties with almost all, including the Greens (which has previously been classified as a niche party), adopting a rather broad agenda encompassing a variety of policy issues. This should make it hard to find support for the second hypothesis, as there are no typical niche parties and limited variation in the issue-attention profiles of the parties.

Looking at the relationship between issue salience and distance per party (Figure 3) reveals a lot of heterogeneity. For the two parties with the most narrow issue-attention profile, Alternative for Germany (AfD) and the National Democratic Party (NDP) (for which, however, no exact scores are available from the Manifesto Project data, so the issue salience is based on the VAA-derived measure), there is a rather strong negative relationship between party-specific issue salience and distance. This is also true, to a smaller extent, for the Socialist Party and The Left. Some parties, however – the Greens most notably – exhibit a positive relationship, so that the party is most distant from its voters on some of the issues it has emphasized most in its electoral manifesto (relative to other parties), for example the liberalization of soft drugs (marijuana). Yet for other parties, such as the Pirates, there is no relationship between distance and salience at all. The lack of strong

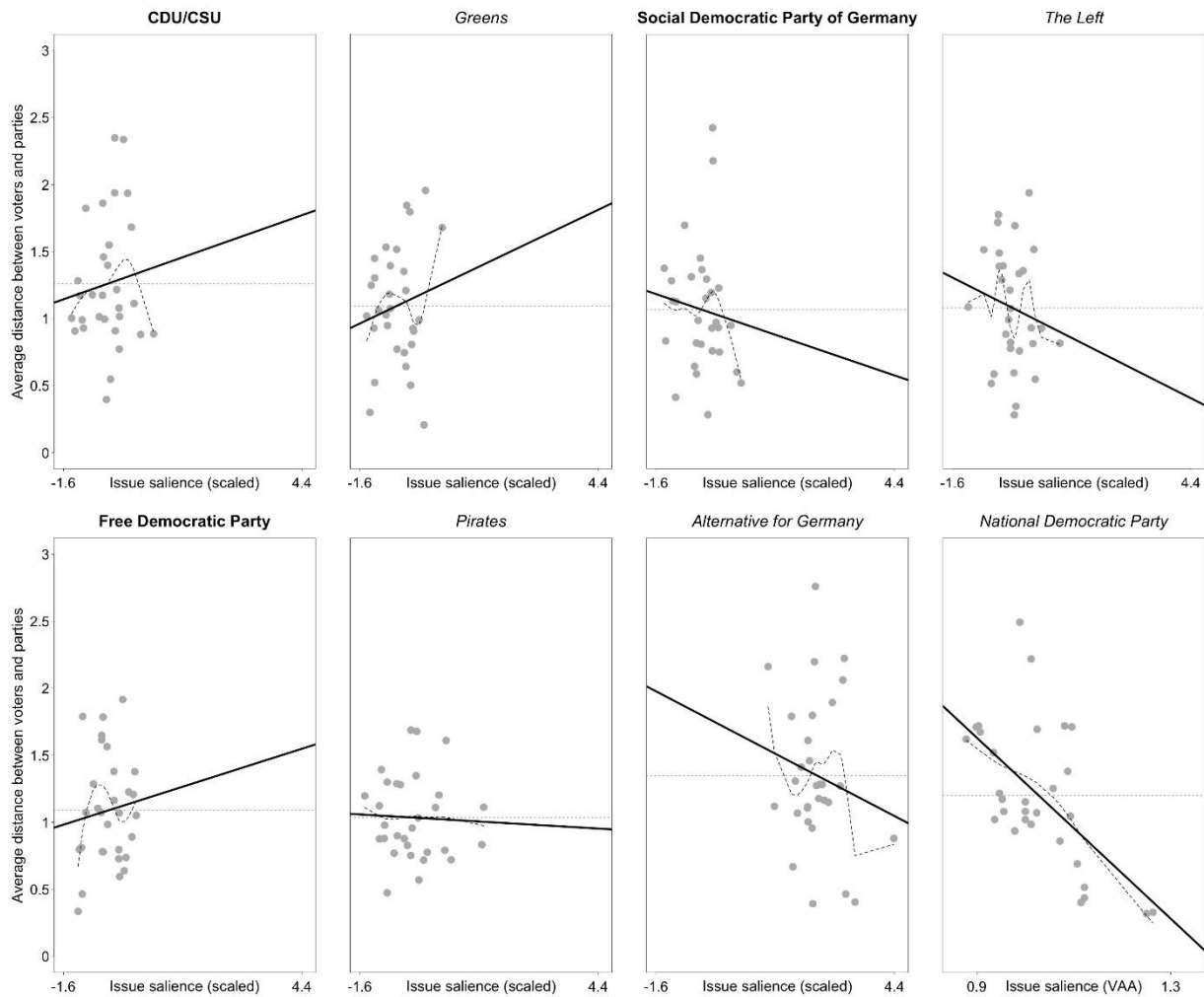
---

<sup>7</sup> The manifesto-based salience measure is not available for Renua Ireland, as the data is not in the Manifesto Project corpus, so the results for this party are based on an analysis that uses the candidate survey-based salience measure. The statistical tables are provided in the Supplementary Material.

relationships in the data for Germany is also confirmed in the statistical models (see Supplementary Material), where neither the main variables nor their interaction is significant.

To sum up the results for Germany, we do not find strong support for our hypotheses. There is, however, a lot of heterogeneity between the parties, with some fitting the hypothesized patterns well (AfD, NPD, the Left), while others not (the Greens, CDU/CSU, and the Pirates).

Figure 3. Preference distance and issue salience per party, Germany (2013)

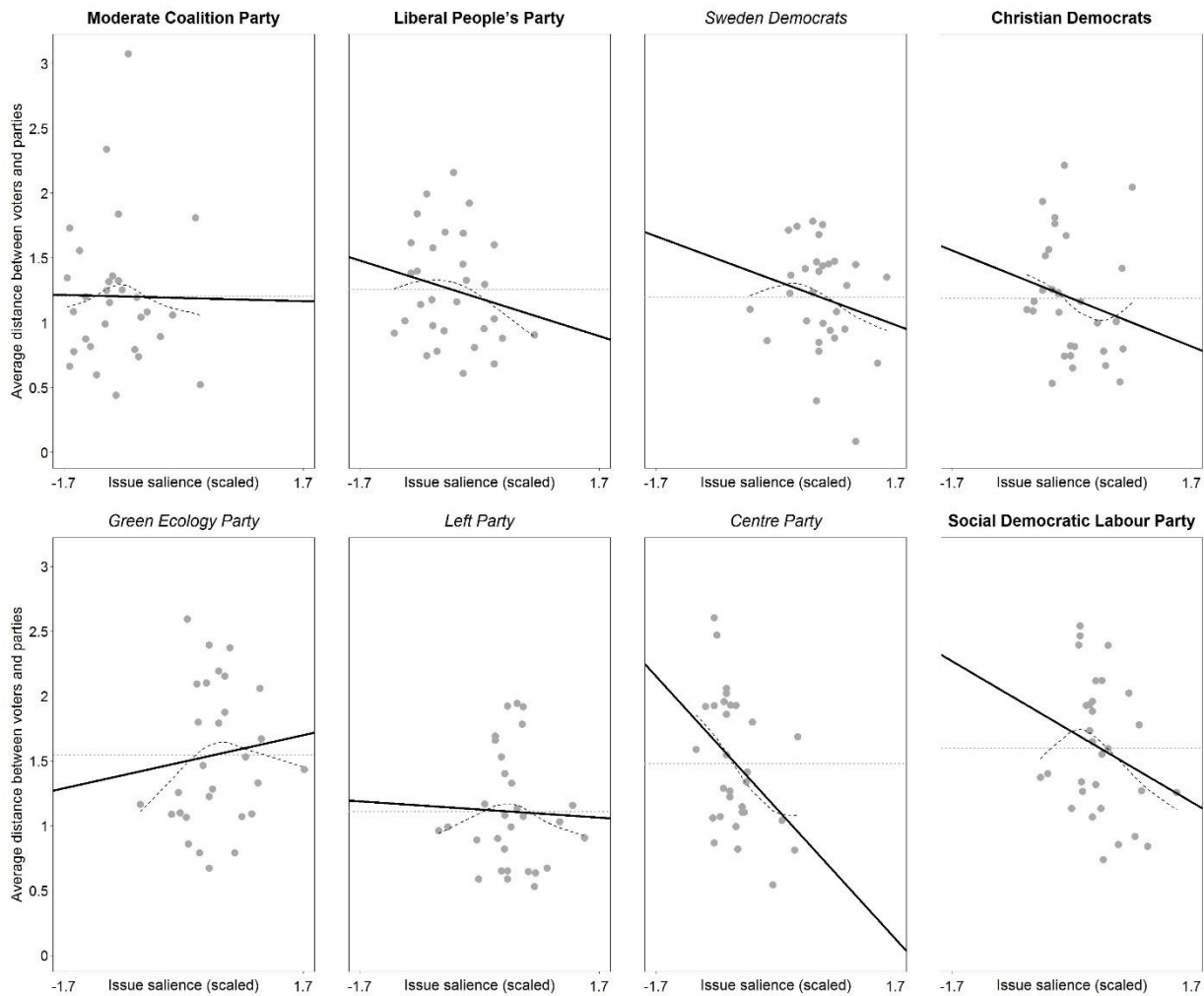


Notes: See the notes to Figure 1 for an explanation of the figure. Data: Bundeswahlkompass and Manifesto Project

## Sweden

Finally, we turn to the Swedish case. Sweden features many political parties in a rather fragmented political system, but one with relatively strong left and right blocks. But the country presents a real challenge for classifying parties into mainstream or niche, with many of the parties exhibiting some features of niche parties, such as a strong focus on a select few issues, but at the same time addressing a broad swathe of other policy issues as well (see for example Cowell-Meyers 2017).

Figure 4. Preference distance and salience per party, Sweden (2010)



Notes: See the notes to Figure 1 for an explanation of the figure. Data: Valkompass and Manifesto Project

In Sweden, as visible in Figure 4, the relationship between issue salience and preference distance is negative for most parties, and the slope is slightly steeper for the ‘niche’ parties. The steepness does not seem to increase *linearly* with the narrowness of the party attention profile, by which the panels of the figure, and respectively the parties, are ordered.

The statistical models confirm this picture<sup>8</sup>. Salience has a negative association with distance across all model specifications, and is significant in two. The effect of nicheness is positive, implying that the distance between voters and their party tends to be larger for niche parties. The interaction effect between the binary measure of nicheness and issue salience is negative and significant. The left-right indicator itself has a negative association with distance, meaning that left-right issues tend to be more congruent.

To sum up the Swedish results, issue salience has a negative effect on distance, and there is some evidence for a negative interaction with nicheness, while the latter might have a positive effect on its own.

### **Issue ownership**

As discussed in the theoretical section, the concept of issue salience is related to the concept of issue ownership. In Table 2 we report results of three statistical models following the specifications from Table 1, with the difference being that issue ownership rather than issue salience is the main independent variable. Issue ownership has been assigned on the basis of the party family of the respective party and the nature of the issue, building on the classifications by Budge (2015) and Wagner and Meyer (2014). This is a dichotomous indicator which identifies whether or not the party in question is associated with the issue.

While it is not possible with our design to disentangle whether issue salience *or* issue ownership are more relevant for moderating congruence between voters and parties, we can at least see whether the patterns we find using the issue salience data are similar to the ones we can find using issue ownership as a predictor of preference distance. Issue ownership is positively correlated with issue salience in the combined dataset (0.11).

---

<sup>8</sup> The issue profile (continuous nicheness) measure is not available for Feministiskt initiativ and Pirates (data not in Manifesto Project corpus). So Feministiskt initiativ and Pirates data features in the models with the nicheness dummy, but not in the models with continuous nicheness. There are missing party positions for the Pirate party.

Table 2. Multivariate linear regression models of distance between voters and parties and issue ownership, four countries (Note: The Netherlands is the reference category for the country effects).

	Outcome variable		
	Average distance between the policy positions of voters and parties		
	Model 2.1	Model 2.2	Model 2.3
Issue ownership (binary)	-0.16*** (0.04)	-0.07 (0.05)	-0.17*** (0.04)
Nicheness (cont.)	0.004 (0.01)		0.003 (0.01)
Niche party (dummy)		0.01 (0.04)	
Issue ownership-Nicheness Interaction	-0.01 (0.01)	-0.25*** (0.07)	-0.01 (0.02)
Left/Right issue			0.04 (0.04)
Germany	-0.03 (0.04)	-0.01 (0.04)	-0.02 (0.05)
Sweden	0.17*** (0.04)	0.18*** (0.04)	0.17*** (0.04)
Ireland	-0.10* (0.05)	-0.05 (0.05)	-0.08 (0.05)
Constant	1.21*** (0.03)	1.20*** (0.04)	1.20*** (0.03)
Observations	891	974	891
Akaike Inf. Crit.	1,284.49	1,417.43	1,285.43

Notes: \* p<0.1; \*\* p<0.05; \*\*\* p<0.01

Altogether, issue ownership also exhibits a negative association with distance, and one that is significant in two of the three reported specifications. The effect is comparable in size and consistency to the one of issue salience<sup>9</sup>. The interaction with nicheness is also negative, and

<sup>9</sup> The coefficient for issue ownership in Table 2 is larger than the coefficient for issue salience in Table 1, but the former is a dichotomous variable while the latter is a scale with a range of approximately 4 to 5 points, depending on the country.

significant in the second model, which uses a dichotomous indicator for niche parties. We therefore observe similar results regardless of whether we measure party salience in terms of the issues emphasised in the election campaign or long-term issue associations. It seems likely that both short- and long-term issue attention matters for congruence. Some of the issues in our data are new issues that arose in the context of the specific election campaign (e.g. the water charges issue in Ireland), and these show the high levels of congruence for parties that emphasised them (e.g. the AAA in Ireland). We also observe high levels of congruence when it comes to issues that a party is deemed to ‘own’, such as Green parties and environmental issues.

## **CONCLUSION**

We set out to explain variation in congruence between the policy preferences of voters and political parties across issues. Our focus has been on the theoretical expectations that party issue salience should increase congruence but that the effect will differ for niche and mainstream parties. We find the strongest support for the hypothesis that the distance between the policy positions of voters and parties decreases with party-specific issue salience. There is a significant negative effect of salience on distance in the pooled analysis, and also in the country-level analyses for Ireland and Sweden. Indeed, for most parties in each country, there is a negative relationship between party issue salience and distance. Hence, we consider the data is broadly consistent with our first hypothesis.

The results are more ambiguous when it comes to the interaction between issue salience and issue attention profile. With regard to this hypothesis, the Dutch and Swedish cases stand out with the clearest evidence in favour. The Netherlands and Sweden are more likely cases to observe the hypothesized effect as they feature more parties with some, especially in The Netherlands, having a clear niche profile. Across all four cases, Green parties (which are classified as niche parties) in particular stand out against our hypothesis. Our data shows that Green parties are generally congruent with their voters on environmental issues, but these parties also prioritise other issues that are not related to the environment, and congruence tends to be lower on these. It may be the case that parties who are exclusively associated with one type of issue find it difficult to communicate their policies on other issues that they prioritise, thereby lowering congruence.

Our findings contribute to the literature on representation in a number of ways. Previous research has focused on differences in voter-party congruence for different types of parties (e.g. Dalton 2017), or for different types of issues (e.g. Thomassen 2012). In contrast, our results suggest that congruence depends (in part) on which issues each party emphasises in the election. It is unlikely that these patterns depend on the underlying type of policy issue - whether it maps onto the left-right dimension or not. This variable itself is not consistently associated with the quality of representation across the countries, with a positive association with preference distance in The Netherlands but a negative one in Sweden, and none in Ireland and Germany. While previous research has found that congruence is often higher on issues related to the left-right dimension, our findings imply that this is because many parties emphasis left-right issues. Our results also contribute to the recent debates about the closeness of niche parties to their voters (Giger and Lefkofridi 2014, Dalton 2017, van Ditmars and De Lange 2019). We find that, with the possible exception of Sweden, niche parties are not, on average, more distant from the positions of their voters across all issues than mainstream parties.

To the extent that many extreme and radical right political parties in Europe predominantly focus on a small number of issues - immigration, Islam, European integration – our findings shed light on the relationship between these parties and their voters. Since these issues are disproportionately salient for these parties and for their voters, we can expect a high level of preference congruence on *these* issues. At the same time, the lower salience of *all other* policy issues for these parties means that they have a much freer hand, unchecked by their voters, on them. Unlike parties with a broader selection of issues to emphasize, radical right parties might be less constrained by popularity concerns when they make decisions on anything other than their ‘core’ issues of concern.

Our results are based on a sample of four countries selected to be broadly representative of the range of party systems in Western Europe, within the constraints of data availability. A limiting factor for the generalizability of our findings beyond the four cases we analyse is the presence of niche parties in the political system at all. But with the rising success of challenger parties across Europe, even in countries which until recently were dominated by a small number of catch-all, mainstream parties organized around a broad ideology (such as Spain), the phenomenon of differential congruence between parties and voters that we find is likely to have general relevance for multi-party parliamentary democracies. Another requirement for generalization is that political



competition revolves around policy issues, and not around personalities or identity-based party loyalties. Again, recent developments indicate that issue voting at the expense of rigid party loyalties is becoming more rather than less relevant.

With regard to the normative implications, it is reassuring that congruence is higher on the issues that the parties emphasize in their campaigns. While in an ideal world congruence would be high on all issues, the multidimensional nature of the issue space makes this very unlikely. Yet it is particularly important that congruence is high when it comes to a party's core issues. Parties rarely if ever act on all of the policy commitments outlined in their manifesto, particularly in the context of coalition government (Thomson et al 2017); but they can be expected to act on the issues that they prioritise. This is not to say that low congruence on other issues is unproblematic. The issues a party prioritises are not necessarily the social problems of utmost importance or urgency. Moreover, once they get in power parties need to decide on all kinds of policy issues, including issues that they have not emphasised in their campaigns. Future research should examine whether voter-party congruence for parties that enter government is higher in relation to policy promises that are subsequently acted upon, compared to promises that go unfulfilled.

Finally, it is notable that our empirical results differ substantially across the four elections we study. These different patterns could be due to the characteristics of the specific elections we examine. For instance, it is possible that the effect of party issue emphasis on congruence will be greater in volatile elections, where issue-based voting is widespread, compared to elections that take place during periods of political stability, where more people vote based on habit and party loyalties. Of the four elections examined here, the Irish election was the most volatile (according to the Pedersen index), and in this election we observe the strongest relationship between party issue salience and congruence. It is also possible that the differences we observe reflect more systematic differences in the political and party systems. For instance, the German federal structure might lead parties to communicate their message differently in different regions, reducing the effect of party issue salience on congruence. Future efforts to account for differences across countries and elections would benefit from using a sample of policy issues that is the same across the countries, as different policy issues might be systematically related with different patterns of congruence, but this implies that some of the policy issues might not be politically salient at all in some of the countries.

## ACKNOWLEDGEMENTS

The authors would like to thank Rudy Andeweg, Thomas Meyer and Conor Little for extensive comments on an earlier version of this article. Early drafts of this research were presented at the workshop ‘*The Responsible Party Model in Times of Dealignment*’ held at the Center for Political Research, KU Leuven. Achillefs Papageorgiou contributed greatly in the collection of the data for Ireland, Joep van Lit provided excellent research assistance with the German party manifesto data and Evelina Harberg helped with the data on Sweden.

## REFERENCES

- Adams, J., Clark, M., Ezrow, L. and Glasgow, G. (2006). Are niche parties fundamentally different from mainstream parties? The causes and the electoral consequences of Western European parties' policy shifts 1976–1998. *American Journal of Political Science* 50 (3), pp. 513-529.
- Achen, C. H, and Bartels, L.M. (2016). *Democracy for Realists: Why Elections Do Not Produce Responsive Government*: Princeton University Press.
- Andersen, R., Tilley, J. and Heath, A.F. (2005). Political Knowledge and Enlightened Preferences: Party Choice through the Electoral Cycle. *British Journal of Political Science* 35(2), pp.285-302.
- Andeweg, R.B. and Farrell, D.M. (2017). “Legitimacy decline and party decline”, in van Ham et al., *Myth and Reality of the Legitimacy Crisis: Explaining Trends and Cross-National Differences in Established Democracies*, Oxford University Press, Oxford, pp.76-94.
- APSA (1950). Towards a More Responsible Two-Party System: A Report on the Committee on Political Parties. *American Political Science Review* 44 (3) supplement.
- Bäck, H., Debus, M., and Dumont, P. (2011). Who Gets What in Coalition Governments? Predictors of Portfolio Allocation in Parliamentary Democracies. *European Journal of Political Research* 50(4), pp.441-78.
- Belchior, A.M. and Freire, A. (2013). Is party type relevant to an explanation of policy congruence? Catchall versus ideological parties in the Portuguese case. *International Political Science Review*, 34(3), pp.273-288.
- Bischof, D. (2018). Ideological congruence between party rhetoric and policy-making. *West European Politics*, 41(2), pp310-328.
- Brody, R.A. and Page, B.I. (1972). Comment: The assessment of policy voting. *American Political Science Review*, 66(2), pp.450-458.

- Budge, I. (2015). Issue Emphases, Saliency Theory and Issue Ownership: A Historical and Conceptual Analysis, *West European Politics*, 38(4), pp.761-777.
- Budge, I. and Farlie, D. (1983). *Explaining and Predicting Elections: Issue Effects and Party Strategies in Twenty-Three Democracies*. London: Allen and Unwin.
- Budge, I. and Hofferbert, R.I. (1990). Mandates and Policy Outputs: US Party Platforms and Federal Expenditures. *American Political Science Review* 84(1), pp.111-31.
- Budge, I., Klingemann, H.D., Volkens, A., Bara, J. and Tanenbaum, E. (2001). *Mapping policy preferences: estimates for parties, electors, and governments, 1945-1998* (Vol. 1). Oxford: Oxford University Press.
- Costello, R., 2017. The ideological space in Irish politics: comparing voters and parties. *Irish Political Studies*, 32(3), pp.404-431.
- Costello, R., Thomassen, J. and Rosema, M. (2012). European parliament elections and political representation: policy congruence between voters and parties. *West European Politics*, 35(6), pp.1226-1248.
- Cowell-Meyers, K. (2017). The Contagion Effects of the Feminist Initiative in Sweden: Agenda-setting, Niche Parties and Mainstream Parties. *Scandinavian Political Studies*, 40(4), pp.481-493.
- Dalton, R.J. (1984). Cognitive Mobilization and Partisan Dealignment in Advanced Industrial Democracies. *The Journal of Politics* 46(1), pp. 264-84.
- Dalton, R. J. (2017). Party representation across multiple issue dimensions. *Party Politics*, 23(6), pp. 609–622.
- De Sio, L. and Weber, T. (2014). Issue yield: A model of party strategy in multidimensional space. *American Political Science Review*, 108(4), pp.870-885.
- Dolný, B. and Baboš, P. (2015). Voter–Representative Congruence in Europe: A Loss of Institutional Influence?. *West European Politics* 38(6), pp.1274-304.
- Downs, A. (1957). An economic theory of political action in a democracy. *Journal of political economy*, 65(2), pp.135-150.
- Ecker, A., Meyer, T.M. and Müller, W.C. (2015). The distribution of individual cabinet positions in coalition governments: A sequential approach. *European journal of political research*, 54(4), pp.802-818.
- Ezrow L., De Vries C., Steenbergen M., and Edwards E. (2011). Mean voter representation and partisan constituency representation: Do parties respond to the mean voter position or to their supporters? *Party Politics* 17 (3), pp.275-301.
- Gelman, A. and King, G. (1993). Why Are American Presidential Election Campaign Polls So Variable When Votes Are So Predictable?. *British Journal of Political Science* 23(4), pp.409-51.

- Gerber, A.S. and Green, D.P. (2000). The Effects of Canvassing, Telephone Calls, and Direct Mail on Voter Turnout: A Field Experiment. *American Political Science Review* 94(3), pp.653-63.
- Giger, N. and Lefkofridi, Z. (2014). Salience-Based Congruence between Parties & Their Voters: The Swiss Case. *Swiss political science review* 20(2), pp. 287-304.
- Helboe Pedersen, H. (2012). What do parties want? Policy versus office. *West European Politics*, 35(4), pp.896-910.
- Holmberg, S. (1999). "Collective Policy Congruence Compared." In *Policy Representation in Western Democracies*, ed. Pierce, R., Miller, W.E., Thomassen, J., Herrera, R., Holmberg, S., Esaiasson, P. and Wessels, B. Oxford: Oxford University Press, pp.87-109.
- Katz, R.S. (1997). *Democracy and elections*. Oxford: Oxford University Press.
- Klingemann, H. D., Hofferbert, R. I. and Budge, I. (1994). *Parties, Policies, and Democracy*: Boulder: Westview Press.
- Krause, W., Lehmann, P., Lewandowski, J., Matthieß, T., Merz, N., Regel, S., and Werner, A. (2018): Manifesto Corpus. Version: 2018-2. Berlin: WZB Berlin Social Science Center.
- Klüver, H. and Spoon, J.J. (2016). Who Responds? Voters, Parties and Issue Attention. *British Journal of Political Science* 46(3), pp.633-654
- Krosnick, J.A. (1990). Government Policy and Citizen Passion: A Study of Issue Publics in Contemporary America. *Political Behavior* 12(1), pp.59-92.
- Krouwel, A., Vitiello, T. and Wall, M. (2012). The Practicalities of Issuing Vote Advice: A New Methodology for Profiling and Matching. *International Journal of Electronic Governance* 5(3): 223-43.
- Lavine, H., Sullivan, J.L., Borgida, E., and Thomsen, C.J. (1996) The relationship of national and personal issue salience to attitude accessibility on foreign and domestic policy issues. *Political Psychology* 17 (2), pp. 293-316.
- Lengauer, G. and Winder, G. (2013). (De) personalization of campaign communication: Individualization and hierarchization in party press releases and media coverage in the 2008 Austrian parliamentary election campaign. *European Journal of Communication Research*, 38(1), pp. 13-39.
- Lesschaeve, C. (2017). The predictive power of the left-right self-placement scale for the policy positions of voters and parties, *West European Politics*, 40(2), pp.357-377.
- Lowe, W., Benoit, K., Mikhaylov, S. and Laver, M. (2011). Scaling Policy Preferences from Coded Political Texts. *Legislative Studies Quarterly*, 36(1), pp.123-155.
- Marsh, M. (2007). Candidates or Parties? Objects of Electoral Choice in Ireland. *Party Politics* 13(4), pp.500-27.
- Mattila, M. and Raunio, T. (2006). Cautious voters -supportive parties: Opinion congruence between voters and parties on the EU dimension. *European Union Politics* 7 (4), pp.427-449.

Meguid, B.M. (2005). Competition between unequals: The role of mainstream party strategy in niche party success. *American Political Science Review* 99 (3), pp.347-359.

Meyer, T.M. and Miller, B. (2015). The niche party concept and its measurement. *Party Politics*, 21(2), pp.259-271.

Miller, W.E., Pierce, R., Thomassen, J., Herrera, R., Holmberg, S., Esaiasson, P. and Wessels, B., (ed). (1999). *Policy Representation in Western Democracies*. Oxford: Oxford University Press.

Powell Jr, G.B., (2000). *Elections as instruments of democracy: Majoritarian and proportional visions*. New Haven: Yale University Press.

Rabinowitz, G. and Macdonald, S.E. (1989). A directional theory of issue voting. *American political science review*, 83(1), pp.93-121.

Rohrschneider, R. and Whitefield, S. (2012). *The strain of representation: How parties represent diverse voters in Western and Eastern Europe*. Oxford University Press.

Romeijn, J. (2018). Do political parties listen to the(ir) public? Public opinion–party linkage on specific policy issues. *Party Politics*, Online First.

Rovny, J. (2012). Who emphasizes and who blurs? Party strategies in multidimensional competition. *European Union Politics*, 13(2), pp.269-292.

Rovny, J. (2013). Where do radical right parties stand? Position blurring in multidimensional competition. *European Political Science Review*, 5(1), pp.1-26.

Spoon, J. and Klüver, H. (2015). Voter polarisation and party responsiveness. *European Journal of Political Research*, 54(2), pp.343-362.

Thomassen, J. (2012). The Blind Corner of Political Representation. *Representation* 48(1), pp.13-27.

Thomassen, J. (1994). “Empirical Research into Political Representation: Failing Democracy or Failing Models?” In Jennings, M.K. and Mann, T.E. (Eds.) *Elections at Home and Abroad, Essays in Honor of Warren Miller*. Ann Arbor: Michigan University Press, pp. 237-265

Thomson, R., Royed, T., Naurin, E., Artés, J., Costello, R., Ennsler-Jedenastik, L., Ferguson, M., Kostadinova, P., Moury, C., Pétry, F. and Praprotnik, K., 2017. The fulfillment of parties’ election pledges: a comparative study on the impact of power sharing. *American Journal of Political Science*, 61(3), pp.527-542.

Traber, D., Giger, N. and Häusermann, S. (2018). How economic crises affect political representation: declining party–voter congruence in times of constrained government, *West European Politics*, 41(5), pp.1100-1124.

Valen, H. and Narud, H. (2007). The Conditional Party Mandate: A Model for the Study of Mass and Elite Opinion Patterns. *European Journal of Political Research* 46(3), pp.293-318

Van der Brug, W. and van der Eijk, C. (1999). “The cognitive basis of voting”, in Schmitt, H. and Thomassen. J. (eds). *Political representation and legitimacy in the European Union*, Oxford: Oxford University Press, p.129.

Van Ditmars, M.M., and de Lange, S. (2019). Differential representation? The gaps between mainstream and niche party representatives and their voters in The Netherlands. *Acta Politica*, 54(2): 295–314.

Wagner, M. (2012). Defining and measuring niche parties. *Party Politics*, 18(6), pp.845-864.

Wagner, M. and Meyer, T.M. (2014). Which issues do parties emphasise? Salience strategies and party organisation in multiparty systems. *West European Politics*, 37(5), pp.1019-1045.

## SUPPLEMENTARY MATERIAL

### *1. Descriptive information: number of VAA responses and percentage agreement*

In the first part of the Supplementary Material, we provide descriptive information for each of our four country cases. For each party, we report the number of responses, the ‘mean agreement’ (i.e. the percentage of voters whose preference was in line with the position of their party, averaged across all issues), the standard deviation (SD) of this measure, and the issue attention profile score for the party. The mean agreement scores are calculated separately for respondents who intended to vote for the party (‘party voters’, this definition is used in the models reported in the main text), and respondents who intended to vote for the same party for which they voted for at the previous elections (‘strong party supporters’, this definition is used in the models reported in Supplementary Material below).

#### *The Netherlands*

In total, the VAA has 757,052 responses. The responses with complete data on policy positions and prospective party vote are 43,223.

*Table A1a. Descriptive statistics: The Netherlands 2012*

Party	Party voters			Strong party supporters			Nicheeness
	N	Mean agreement	SD agreement	N	Mean agreement	SD agreement	
VVD	8957	26.63	11.03	6800	26.93	11.18	-0.83
CU	1461	28.33	14.91	953	29.20	15.94	-2.84
PvdD	831	29.57	11.92	308	29.37	11.97	11.76
CDA	2593	30.27	14.09	1740	31.30	14.99	-1.50
SP	5372	30.20	11.96	2437	31.93	12.71	-2.75
D66	8189	30.37	15.40	4118	32.43	16.53	-2.75
PvdA	9449	33.80	13.76	5046	34.73	14.50	-2.42
GL	3225	35.10	12.61	2281	36.70	13.35	-0.85
SGP	508	34.90	14.25	275	36.73	17.00	1.79
PVV	2638	36.23	18.51	1705	37.67	19.76	0.35

## ***Ireland***

In total, the VAA has 55,641 responses. The responses with complete data on policy positions and prospective party vote are 20,559.

*Table A1b. Descriptive statistics: Ireland 2016*

Party	Party voters			Strong party supporters			Nicheness
	N	Mean agreement	SD agreement	N	Mean agreement	SD agreement	
FG	5838	43.46	21.24	2477	44.55	29.63	-2.09
FF	3898	44.10	16.35	1607	45.41	15.86	-0.40
Labour	3019	54.44	24.14	1537	56.96	26.07	-1.99
SF	3052	59.01	24.24	1186	60.04	24.21	-1.24
AAA	1874	72.25	20.99	665	77.94	20.09	4.98
Green	2918	61.00	23.42	1161	62.76	24.10	0.76
Renua	604	42.65	18.55	2	-	-	NA
SD	2928	59.34	25.59	1292	61.66	27.03	-0.01

**Note:** Agreement scores are higher for the Irish case because positions were measured on a 3-point scale rather than a 5-point scale

## ***Germany***

In total, the VAA has 89,194 responses. The responses with complete data on policy positions and prospective party vote are 18,221.

*Table A1c. Descriptive statistics: Germany 2013*

Party	Party voters			Strong party supporters			Nicheness
	N	Mean agreement	SD agreement	N	Mean agreement	SD agreement	
AfD	1607	29.53	17.85	NA	NA	NA	NA
CDU/CSU	4274	30.37	15.49	759	32	15.96	-2.47
Die Grunen	3838	34.23	18.82	864	37.7	19.87	-2.25
Piraten	1442	35.3	14.11	198	39.9	15.99	3.68
SPD	4000	35.8	16.71	973	38.03	17.78	-2.2
NPD	200	37.03	25.09	23	40.87	30.93	NA
FDP	952	37.23	16.05	215	38.53	16.79	-0.13
Die Linke	1908	39.8	18.6	419	44.4	20.83	-1.43



## Sweden

In total, the VAA has 439,374 responses. The responses with complete data on policy positions and prospective party vote are 42,577.

Table A1d. Descriptive statistics: Sweden 2010

Party	Party voters			Strong party supporters			Nicheness
	N	Mean agreement	SD agreement	N	Mean agreement	SD agreement	
Socialdemokratiska arbetarpartiet	10287	20.77	10.79	1122	23.13	14.15	2.49
Miljöpartiet de gröna	4788	25.00	12.11	401	26.60	12.19	0.26
Centerpartiet	1181	26.47	14.10	126	28.77	16.42	1.67
Feministiskt initiativ	250	29.37	12.00	11	34.83	17.39	NA
Folkpartiet Liberalerna	2788	32.37	12.66	235	35.53	14.31	-1.69
Moderata Samlingspartiet	15604	32.87	16.36	1315	36.30	18.47	-2.59
Kristdemokraterna	1279	33.87	16.22	139	34.83	17.93	-0.03
Sverige-demokraterna	3326	39.20	18.07	389	42.17	20.24	-0.86
Vänsterpartiet	1955	43.90	16.76	221	47.77	18.49	0.72

2. Country-level regression models of distance (based on the combined models in Table 1)

Table A2a. Regression model results: The Netherlands 2012

<b>Multivariate linear regression models of distance between voters and parties</b>			
	<i>Outcome variable:</i>		
	Average distance between the policy positions of voters and parties		
	<i>Model A2a.1</i>	<i>Model A2a.2</i>	<i>Model A2a.3</i>
Party issue salience	-0.05 (0.05)	0.11 (0.07)	-0.05 (0.05)
Nicheness (cont.)	0.004 (0.01)		0.004 (0.01)
Niche party (dummy)		-0.05 (0.05)	
Salience-Nicheness Interaction	-0.02 (0.01)	-0.29*** (0.10)	-0.02 (0.01)
Left/Right issue			0.18*** (0.05)
Constant	1.18*** (0.03)	1.22*** (0.03)	1.09*** (0.04)
Observations	300	300	300
Akaike Inf. Crit.	374.81	367.22	364.42
Notes:	*p<0.1; **p<0.05; ***p<0.01		

Table A2b. Regression model results: Ireland 2016

<b>Multivariate linear regression models of distance between voters and parties</b>			
	<i>Outcome variable:</i>		
	Average distance between the policy positions of voters and parties		
	<i>Model A2b.1</i>	<i>Model A2b.2</i>	<i>Model A2b.3</i>
Party issue salience	-0.18*** (0.07)	-0.20** (0.08)	-0.18*** (0.07)
Nicheness (cont.)	-0.02 (0.03)	-0.13 (0.13)	-0.03 (0.03)
Niche party (dummy)		0.03 (0.12)	
Salience-Nicheness Interaction	0.00 (0.02)		0.00 (0.02)
Left/Right issue			-0.20

Constant	1.07*** (0.06)	1.11*** (0.06)	(0.13) 1.11*** (0.06)
Observations	141	141	141
Akaike Inf. Crit.	261.05	260.79	260.58
Notes:	*p<0.1; **p<0.05; ***p<0.01		

Table A2c Regression model results: Germany 2013

<b>Multivariate linear regression models of distance between voters and parties</b>			
	<i>Outcome variable:</i>		
	Average distance between the policy positions of voters and parties		
	<i>Model A2c.1</i>	<i>Model A2c.2</i>	<i>Model A2c.3</i>
Party issue salience	0.02 (0.05)	0.02 (0.10)	0.02 (0.05)
Nicheness (cont.)	-0.005 (0.01)		-0.005 (0.01)
Niche party (dummy)		-0.03 (0.08)	
Salience-Nicheness Interaction	0.01 (0.01)	0.05 (0.10)	0.01 (0.01)
Left/Right issue			-0.03 (0.07)
Constant	1.11*** (0.04)	1.15*** (0.07)	1.12*** (0.05)
Observations	210	210	210
Akaike Inf. Crit.	272.48	272.87	274.24
Notes:	*p<0.1; **p<0.05; ***p<0.01		

Table A2d. Regression model results: Sweden 2010

<b>Multivariate linear regression models of distance between voters and parties</b>			
	<i>Outcome variable:</i>		

	Average distance between the policy positions of voters and parties		
	<i>Model A2d.1</i>	<i>Model A2d.2</i>	<i>Model A2d.3</i>
Party issue salience	-0.10** (0.05)	0.06 (0.07)	-0.10** (0.05)
Nicheness (cont.)	0.08*** (0.02)		0.09*** (0.02)
Niche party (dummy)		0.05 (0.07)	
Salience-Nicheness Interaction	-0.005 (0.03)	-0.23** (0.10)	-0.002 (0.03)
Left/Right issue			
Constant			-0.18*** (0.07)
	1.32*** (0.03)	1.33*** (0.05)	1.38*** (0.04)
Observations	240	240	240
Akaike Inf. Crit.	350.69	360.70	345.72
Notes:	*p<0.1; **p<0.05; ***p<0.01		

### ***3. Additional analyses excluding strong party supporters***

The causal mechanism behind H1 assumes that voters have exogenous policy preferences, and when deciding how to vote they evaluate each party based on its position on the issues it emphasises. The relationship between issue emphasis and congruence is therefore driven by vote choice. However, an alternative top-down mechanism is also plausible, whereby the policy preferences of partisans are influenced by the policy positions of the party they support. There is a considerable body of literature showing that partisans follow party cues (e.g. Kam 2005, Lenz 2013). This effect may be greatest when it comes to issues that the party emphasises (Steenbergen et al. 2007, p. 20), with the result that voter-party congruence will be highest on these issues. In contrast, non-partisans who vote for a party in a particular election are much less likely to be influenced by party cues in their policy preferences (Brader and Tucker 2012). If these voters are most congruent with the party they vote for when it comes to the issues the party emphasises, it can be assumed that this is because they took party issue emphasis into account in their vote choice.

In order to disentangle these two rival mechanisms, we repeat the regression analyses reported in the main text for the subset of voters who intend to vote for a party but are not strong party supporters. If the relationship between issue emphasis and congruence is driven by a top-down mechanism of voters responding to party cues, then we should not expect it to hold for these non-partisans. We are able to do this for Ireland and The Netherlands, where strong party supporters are identified based on past vote (The Netherlands) or based on self-reported party identification (Ireland). (In the other cases, there are insufficient numbers of respondents who are not strong party supporters).

*Table A3a. Regression models results: excluding strong party supporters, Netherlands 2012*

**Multivariate linear regression models of distance between voters (excluding strong party supporters) and parties**

	<i>Outcome variable:</i>		
	Average distance between the policy positions of voters and parties		
	<i>Model A3a.1</i>	<i>Model A3a.2</i>	<i>Model A3a.3</i>
Party issue salience	0.00 (0.05)	0.16** (0.07)	0.00 (0.05)
Nicheness (cont.)	-0.00 (0.01)		-0.00 (0.01)
Niche party (dummy)		-0.08 (0.05)	
Salience-Nicheness Interaction	-0.02 (0.01)	-0.29** (0.10)	-0.02* (0.01)
Left/Right issue			0.16*** (0.05)
Constant	1.24*** (0.03)	1.28*** (0.03)	1.16*** (0.04)
Observations	300	300	300
Akaike Inf. Crit.	372.41	363.32	364.99
Notes:	*p<0.1; **p<0.05; ***p<0.01		

Table A3b. Regression models results: excluding strong party supporters, Ireland 2016

**Multivariate linear regression models of distance between voters (excluding strong party supporters) and parties**

	<i>Outcome variable:</i>		
	Average distance between the policy positions of voters and parties		
	<i>Model A3b.1</i>	<i>Model A3b.2</i>	<i>Model A3b.3</i>
Party issue salience	-0.18** (0.07)	-0.20** (0.08)	-0.18** (0.07)
Nicheness (cont.)	-0.02 (0.03)		-0.03 (0.03)
Niche party (dummy)		-0.14 (0.13)	
Salience-Nicheness Interaction	0.01 (0.03)	0.08 (0.13)	0.01 (0.03)
Left/Right issue			-0.20 (0.13)
Constant	1.13*** (0.06)	1.16*** (0.07)	1.17*** (0.07)
Observations	141	141	141
Akaike Inf. Crit.	274.38	273.78	274.12
Notes:	*p<0.1; **p<0.05; ***p<0.01		

Tables A3a and A3b above replicate Tables A2a and A2b when strong party supporters are excluded. The results are very similar to those reported previously. For the Netherlands, they show a significant negative interaction between party issue salience and the issue attention profile of the party, implying that party issue salience reduces distance only for parties with a narrow issue attention profile. For Ireland, the results suggest that party issue salience reduces distance regardless of the party's issue attention profile.

While these results do not rule out the possibility that alternative mechanisms are at play, they do suggest that the hypothesised mechanism (voters choosing parties that they agree with on the party's core issues) is an important factor underpinning our findings.

#### 4. *Alternative measure of party salience*

The findings reported in the main text use a measure of party salience based on the frequency with which an issue is mentioned in the parties' election manifestos. Here we replicate the analysis for the Irish case using an alternative measure of party salience, based on a survey of candidates standing in the 2016 general election, and we replicate the analysis of the Dutch, German and Swedish cases using a VAA-derived measure of issue salience (the share of neutral or NA responses on an issue from all party supporters).

Starting with the Irish case, the candidate survey was administered as part of the VAA used in this study. All 353 candidates from the eight parties included in the current study were contacted and asked to list their top three issue priorities (in an open-ended question format). A total of 208 candidates responded (a response rate of 59%), with response rates varying from 39% (Fine Gael) to 87% (Anti-Austerity Alliance). Using these responses, candidates were coded for each of the policy issues in our study, to determine whether or not the candidate prioritised each issue. We then calculated a scale measure of salience for each party-issue, standardised in the same way as the manifesto-based measure described in the text.

**Table A4a. Alternative specifications using the data from Ireland**

	<i>Outcome variable:</i>		
	Average distance between the policy positions of voters and parties		
	<i>Model A4a.1</i>	<i>Model A4a.2</i>	<i>Model A4a.3</i>
Candidate Salience (party- and issue-st.)	-1.70*** (0.47)	-1.89** (0.72)	-1.70*** (0.47)
Issue attention profile (cont.)	-0.04* (0.02)		-0.04* (0.02)
Niche party (dummy)		0.01 (0.11)	
Salience-Issue attention Interaction	0.15 (0.15)	0.56 (0.86)	0.14 (0.14)
Left/Right issue			-0.20 (0.12)
Constant	1.06*** (0.05)	1.11*** (0.07)	1.09*** (0.05)

Observations	141	157	141
Akaike Inf. Crit.	254.78	304.39	254.21

Notes:

\* p<0.1; \*\* p<0.05; \*\*\* p<0.01

The results of the various models using this alternative measure of party salience are reported in Table A4a above. We are able to include an additional party, Renua Ireland, when using this measure of salience (although only for Model A4a.2, with the dichotomous indicator for niche parties). This party was excluded in previous analyses as there is no manifesto-based measure of salience available. As before, the effect of party salience is negative and significant in each model, indicating that an increase in party salience is associated with a decrease in the average distance between voters and the party they vote for. This provides further support for H1 in the Irish case.

*Table A4b. Alternative specifications using the data from The Netherlands*

<b>Multivariate linear regression models of distance between voters and parties</b>			
	<i>Outcome variable:</i>		
	Average distance between the policy positions of voters and parties		
	<i>Model A4b1.1</i>	<i>Model A4b.2</i>	<i>Model A4b.3</i>
Salience (VAA; issue-st.)	-2.70*** (0.45)	-1.84*** (0.69)	-2.63*** (0.44)
Issue attention profile (cont.)	-0.07 (0.10)		-0.09 (0.10)
Niche party (dummy)		1.59* (0.94)	
Salience-Issue attention Interaction	0.08 (0.10)	-1.55* (0.93)	0.10 (0.10)
Left/Right issue			0.18*** (0.05)
Constant	3.84*** (0.45)	2.98*** (0.68)	3.69*** (0.45)
Observations	300	300	300
Akaike Inf. Crit.	357.21	357.33	345.58



Notes:

\*p<0.1; \*\*p<0.05; \*\*\*p<0.01

Turning to the replication of the Dutch models with the alternative, VAA-based measure of salience, Table A4b presents the three models from the main text re-estimated with this measure. In contrast to the models presented previously, but in line with the pattern in the other countries, issue salience now has a strong and significant main negative effect on preference distance. The interaction with issue attention profile is, however, only negative and significant in the models featuring a binary measure of nicheness (Model A4b.2)

The results for Germany using the VAA measure also indicate a strong and significant negative effect of issue salience, as well as a negative main effect of issue attention profile. However, the interaction between the two is estimated as positive.

*Table A4c. Alternative specifications using the data from Germany*

<b>Multivariate linear regression models of distance between voters and parties</b>			
	<i>Outcome variable:</i>		
	Average distance between the policy positions of voters and parties		
	<i>Model A4c.1</i>	<i>Model A4c.2</i>	<i>Model A4c.3</i>
Salience (VAA; issue-st.)	-3.61*** (0.50)	-3.85*** (0.87)	-3.61*** (0.50)
Issue attention profile (cont.)	-0.49*** (0.16)		-0.49*** (0.16)
Niche party (dummy)		-0.87 (1.00)	
Salience-Issue attention Interaction	0.50*** (0.16)	0.90 (0.99)	0.50*** (0.16)
Left/Right issue			-0.01 (0.06)
Constant	4.76*** (0.50)	5.00*** (0.87)	4.76*** (0.50)
Observations	210	240	210
Akaike Inf. Crit.	227.83	274.59	229.82

Notes:

\*p<0.1; \*\*p<0.05; \*\*\*p<0.01

Finally, the models with the alternative measure of salience from Sweden are consistent with the ones reported previously. Issue salience actually has a much stronger effect measured in this way.

Nicheness has a positive association with distance, and there is some evidence for a negative interaction between nicheness and salience.

*Table A4d. Alternative specifications using the data from Sweden*

<b>Multivariate linear regression models of distance between voters and parties</b>			
	<i>Outcome variable:</i>		
	Average distance between the policy positions of voters and parties		
	<i>Model A4d.1</i>	<i>Model A4d.2</i>	<i>Model A4d.3</i>
Salience (VAA; issue-st.)	-3.72*** (0.40)	-3.09*** (0.51)	-3.86*** (0.39)
Issue attention profile (cont.)	0.69** (0.33)		0.61* (0.32)
Niche party (dummy)		1.58** (0.79)	
Salience-Issue attention Interaction	-0.63* (0.33)	-1.45* (0.78)	-0.54* (0.32)
Left/Right issue			-0.23*** (0.06)
Constant	5.08*** (0.41)	4.40*** (0.51)	5.29*** (0.40)
Observations	240	277	240
Akaike Inf. Crit.	278.75	328.52	265.48
Notes:	*p<0.1; **p<0.05; ***p<0.01		

### **5. Weighting voter data**

The voter data used in our study comes from online Voting Advice Applications. One potential drawback with these data is the lack of sample representativeness. The raw survey data is liable to be significantly biased in a number of respects. For instance, previous research demonstrates that younger, male, well-educated and politically interested respondents are usually overrepresented in VAA surveys (Wall et al. 2009). While this does not necessarily imply that the relationship between salience and congruence will be biased, it is necessary to check for this by addressing the issue of sample bias in the voter data. Here we do this for the Irish case by adopting a sample matching technique similar to the approach of online polling companies such as YouGov and

academic election studies such as the 2006 Cooperative Congressional Election Study (Twyman 2008; Vavreck and Rivers 2008). This approach involves the use of a benchmark survey, collected using random sampling and containing a set of items in common with the online survey. These common variables are used to select a sub-set of respondents in the online sample that share the characteristics of the respondents in the representative sample (Couper 2000).

**Table A5. Alternative specifications using weighted data from Ireland**

<b>Multivariate linear regression models of distance between voters and parties</b>			
	<i>Outcome variable:</i>		
	Average distance between the policy positions of voters and parties		
	<i>Model A5.1</i>	<i>Model A5.2</i>	<i>Model A5.3</i>
Party issue salience	-0.18** (0.07)	-0.19** (0.08)	-0.19*** (0.07)
Nicheness (cont.)	0.01 (0.03)		0.01 (0.03)
Niche party (dummy)		0.02 (0.13)	
Salience-Nicheness Interaction	-0.00 (0.02)	0.02 (0.12)	-0.00 (0.02)
Left/Right issue			-0.20 (0.12)
Constant	1.16*** (0.06)	1.15*** (0.06)	1.20*** (0.06)
Observations	141	141	141
Akaike Inf. Crit.	257.21	257.21	256.58
Notes:	*p<0.1; **p<0.05; ***p<0.01		

As the target population for the present study is voters in the 2016 election, we use an exit poll commissioned by the national broadcaster, RTE, involving face-to-face interviews with a random sample of 4,283 voters on the day of the election. This benchmark survey contains a set of demographic and non-demographic items in common with the WhichCandidate survey, and so can be used to adjust the latter. We use a sample matching procedure known as ‘coarsened exact matching’ (Blackwell et al. 2009). For each observation in the benchmark sample, we identify all respondents in the WhichCandidate sample that approximately match this observation across all

of the common variables (age, education, gender, left-right self-placement, vote, and urban/rural location). Tests, which are reported in Costello (2017), find that the distribution of responses in the weighted VAA sample closely mirrors the distribution of responses in other surveys.

Table A5 replicates the Table A2b above, but using a weighted measure of the dependent variable (average distance between the policy positions of voters and the party they vote for). The results are virtually identical to those reported in Table A2b; in particular, salience has the same effect on congruence. The main difference between the two sets of results is the size of the constant term: for the weighted data, the average distance between voters and parties is higher.

### ***References***

- Blackwell, M., Iacus, S., King, G. and Porro, G.. (2009). CEM: Coarsened exact matching in Stata. *Stata Journal* 9 (4): 524.
- Costello, R. (2017). The ideological space in Irish politics: comparing voters and parties. *Irish Political Studies*, 32(3), pp.404-431.
- Couper, M.P. (2000). Review: Web surveys: A review of issues and approaches. *The Public Opinion Quarterly* 64 (4): 464-494.
- Rivers, Douglas, and Delia Bailey. (2009). Inference from matched samples in the 2008 US national elections." In *Proceedings of the joint statistical meetings*. 627-639.
- Twyman, J. (2008). Getting it right: YouGov and online survey research in Britain. *Journal of Elections, Public Opinion and Parties* 18 (4): 343-354.
- Vavreck, L. and Rivers, D. (2008). The 2006 cooperative congressional election study. *Journal of Elections, Public Opinion and Parties* 18 (4): 355-366.
- Wall, M., Sudulich, M.L., Costello, R. and Leon, E. (2009). Picking your party online—An investigation of Ireland's first online voting advice application. *Information Polity* 14 (3): 203-218.