
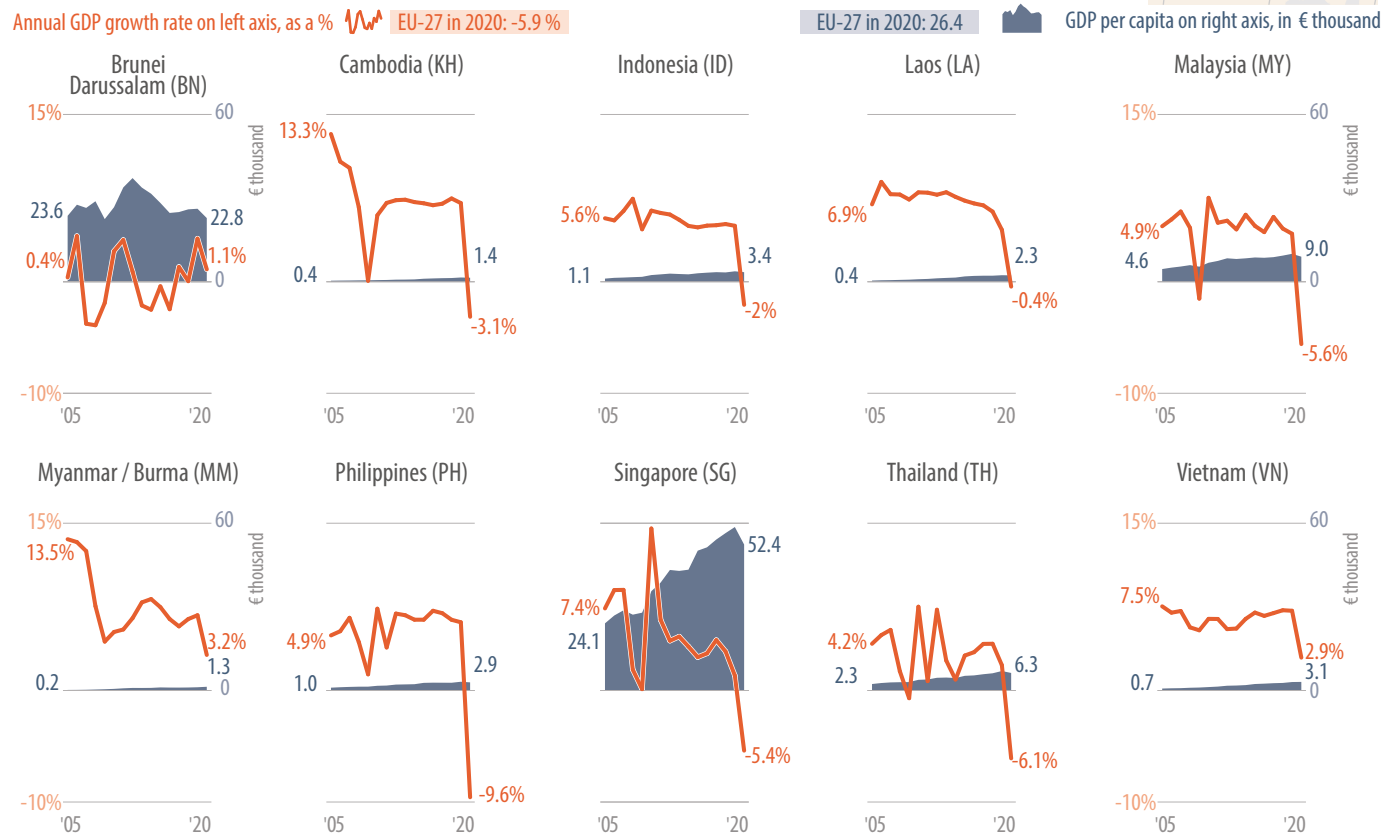


ASEAN: Economic indicators and trade with EU

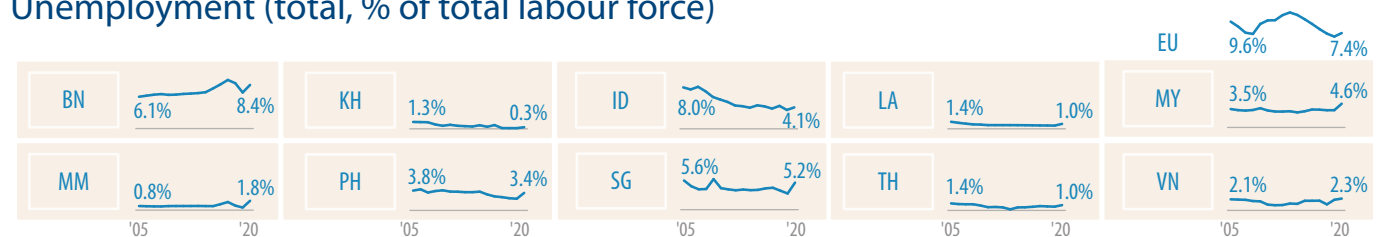
Association of Southeast Asian Nations (ASEAN)										
ASEAN members	BN	Brunei Darussalam	KH	Cambodia	ID	Indonesia	LA	Laos	MY	Malaysia
	MM	Myanmar / Burma	PH	Philippines	SG	Singapore	TH	Thailand	VN	Vietnam



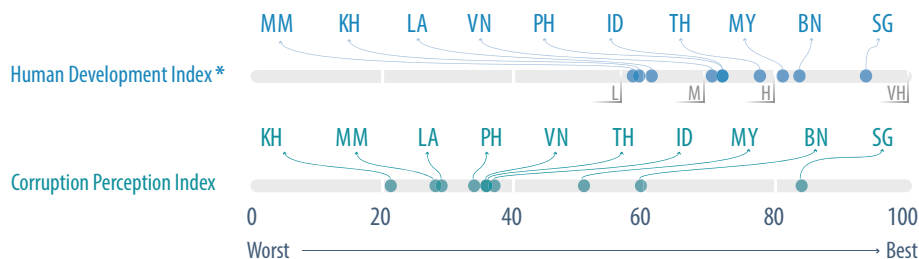
GDP annual growth (%) and GDP per capita (€ thousand)



Unemployment (total, % of total labour force)



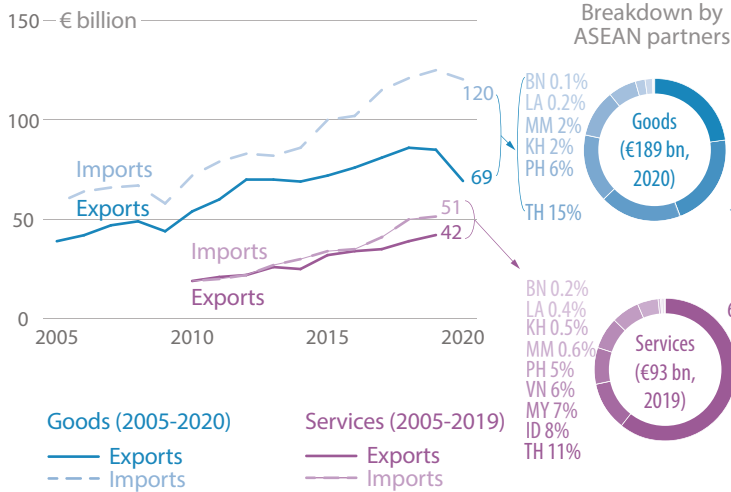
Business environment and socio-economic indicators



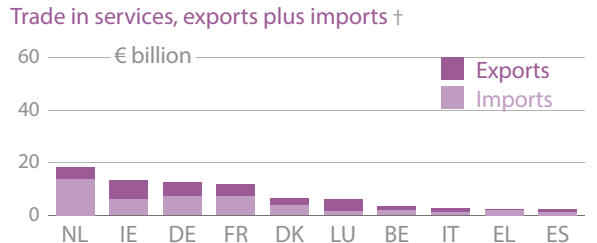
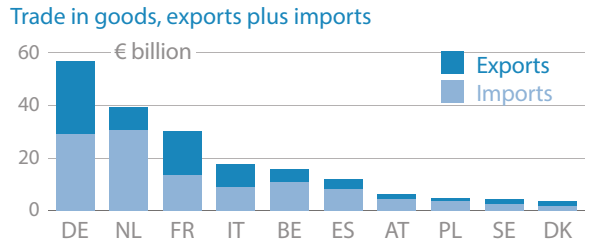
The **Human Development Index (HDI)** measures average achievement in key dimensions of human development. It is based on life expectancy at birth, average duration of education and GDP per capita. It ranges from 0 to 100, with categories very high (VH), high (H), medium (M) and low (L).
* re-scaled from 0-1 to 0-100 for better comparability.

The **Corruption Perception Index** measures the perceived levels of public-sector corruption worldwide. Scores range from 0 (highly corrupt) to 100 (very clean). In 2020, two thirds of countries scored below 50.

EU trade with ASEAN

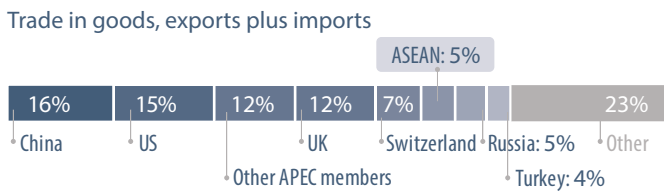


Top EU partners (2019)

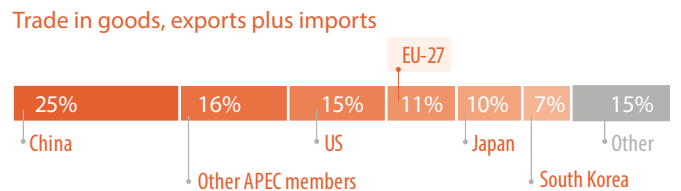


† No data provided by Germany on KH, by Ireland on MM and VN, by Spain on BN, KH, LA, MM and VN, by France on BN, by Lithuania on ID, by Malta on BN, ID and MM.

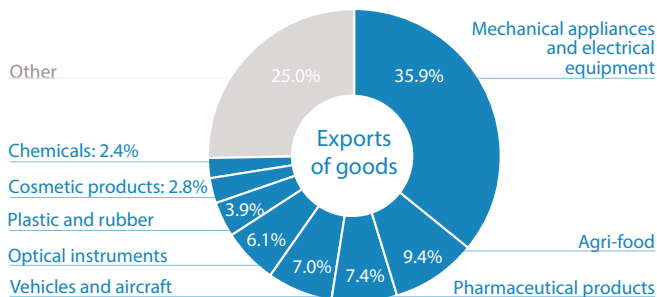
EU main trading partners (2020)



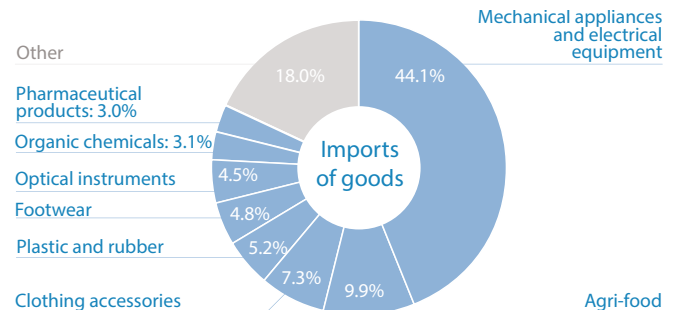
ASEAN main trading partners (2020)



EU exports of goods to ASEAN (2020)



EU imports of goods from ASEAN (2020)



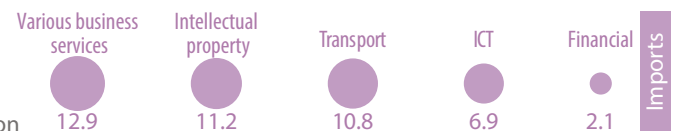
EU exports of services to ASEAN (2019)

Top 5 services ‡



EU imports of services from ASEAN (2019)

Top 5 services ‡



‡ No data available for BN, KH, LA, MM, VN

Notes: GlobalStat is a project developed by the European University Institute's Global Governance Programme (Italy) and the Francisco Manuel dos Santos Foundation (Portugal). Data sources for page 1: GDP figures are from IMF WEO (October 2021) and Eurostat (November 2021); labour market data are from World Bank WDI based on ILO KILM (2021); HDI refers to 2020. Data collected on 15 November 2021.

Data sources for page 2: EU trade with ASEAN, Top EU partners (goods), EU main trade partners, EU exports of goods to ASEAN (%) and EU imports of goods from ASEAN (%) are from ComExt, Eurostat; Top EU partners: Belgium (BE), Bulgaria (BG), Chechia (CZ), Denmark (DK), Germany (DE), Estonia (EE), Ireland (IE), Greece (EL), Spain (ES), France (FR), Croatia (HR), Italy (IT), Cyprus (CY), Latvia (LV), Lithuania (LT), Luxembourg (LU), Hungary (HU), Malta (MT), Netherlands (NL), Austria (AT), Poland (PL), Portugal (PT), Romania (RO), Slovenia (SI), Slovakia (SK), Finland (FI), Sweden (SE); 'Other APEC members' = Australia, Canada, Chile, China, Mexico, New Zealand, Papua New Guinea, Peru, Russia, Taiwan; Trade in services are from Eurostat; ASEAN main trade partners are from IMF. 'Various business services': legal, accounting, consulting, public relations, R&D, architectural, engineering, scientific, advertising, market research, public opinion, trade-related, operating leasing, waste treatment, de-pollution. Data collected in November 2021.

This document is prepared for, and addressed to, the Members and staff of the European Parliament as background material to assist them in their parliamentary work. The content of the document is the sole responsibility of its author(s) and any opinions expressed herein should not be taken to represent an official position of the Parliament. Reproduction and translation for non-commercial purposes are authorised, provided the source is acknowledged and the European Parliament is given prior notice and sent a copy. © European Union & GlobalStat, 2021.