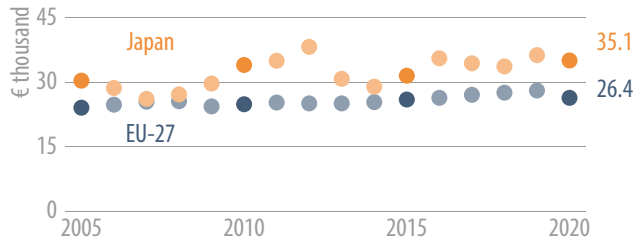
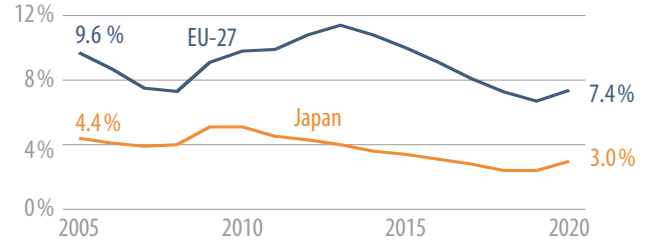


Japan: Economic indicators and trade with EU

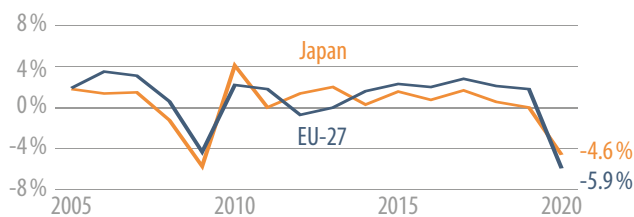
GDP per capita (€ thousands)



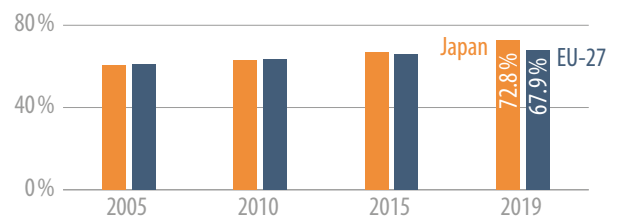
Total unemployment rate (% of total labour force)



Annual GDP growth (%)

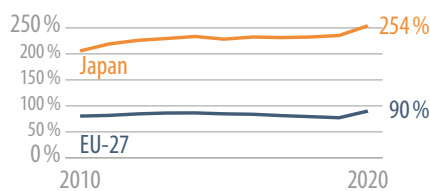


Female labour force participation rate

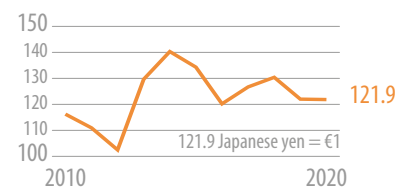


Public finances, monetary and financial data

Public debt (% of GDP)

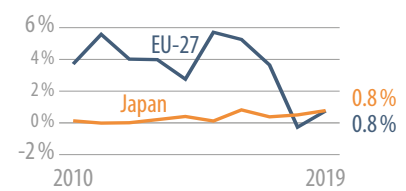


JPY/€ exchange rate

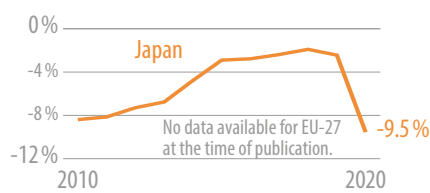


FDI and remittances

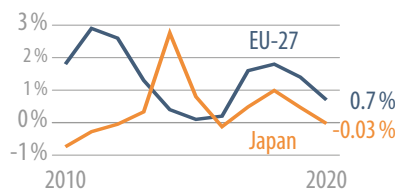
FDI net inflows (% of GDP)



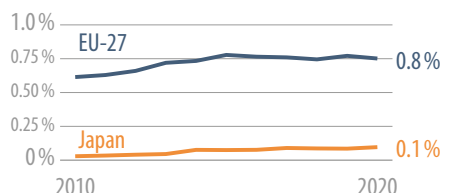
Surplus/deficit (% of GDP)



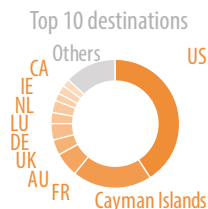
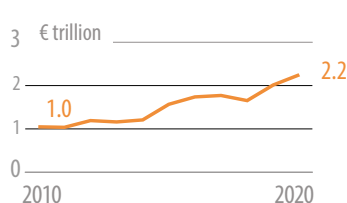
Inflation rate



Remittances received (% of GDP)



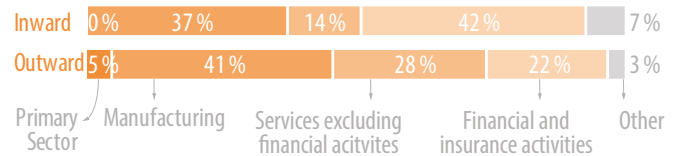
Japan portfolio investment assets (2020)



Portfolio investment is defined as cross-border transactions and positions involving debt or equity securities, other than those included in direct investment or reserve assets. FDI is excluded.

Country codes: United States (US), France (FR), Australia (AU), United Kingdom (UK), Germany (DE), Luxembourg (LU), Netherlands (NL), Ireland (IE), Canada (CA).

Japan FDI composition by sector (2020)

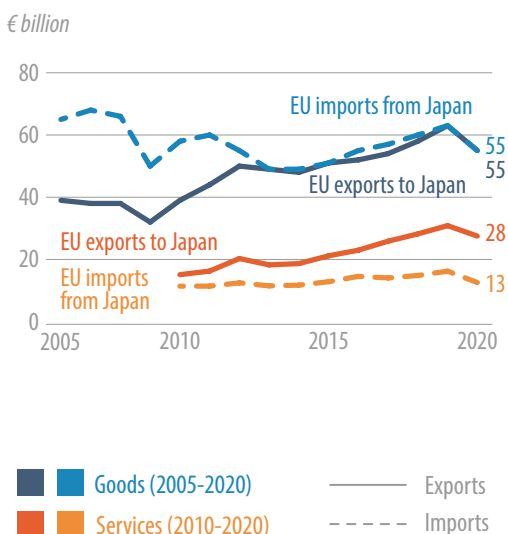


GINI Index (average 2010-2018, Japan, EU worst and best performers)

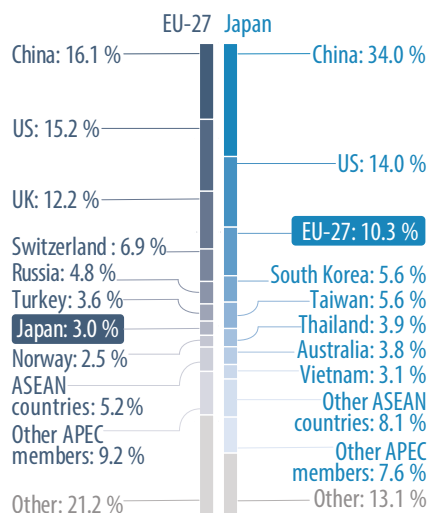


The GINI Index* is a measure of inequality in income distribution. 0 represents absolute equality, 100 absolute inequality.

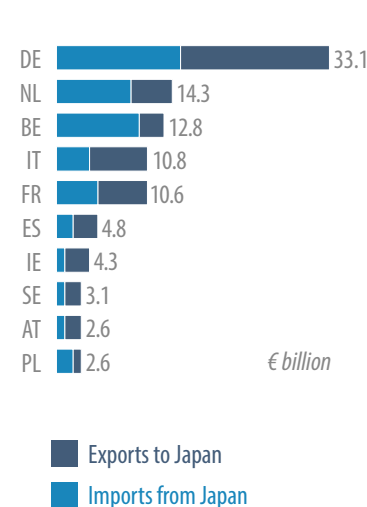
EU trade with Japan



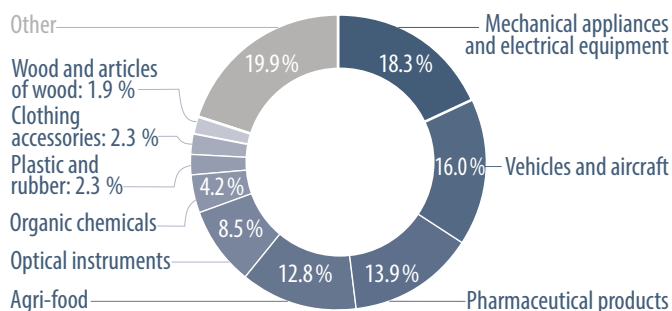
Main trade partners (2020)
Trade in goods, exports plus imports



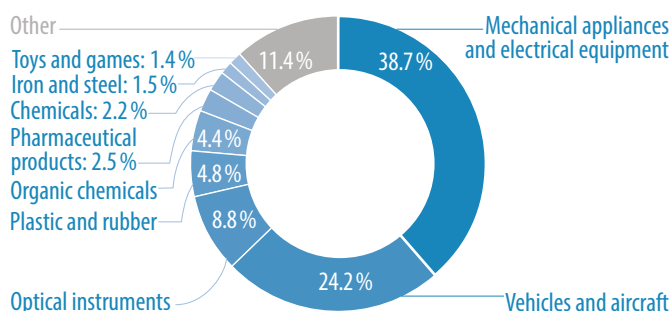
Top EU partners (2020)
Trade in goods



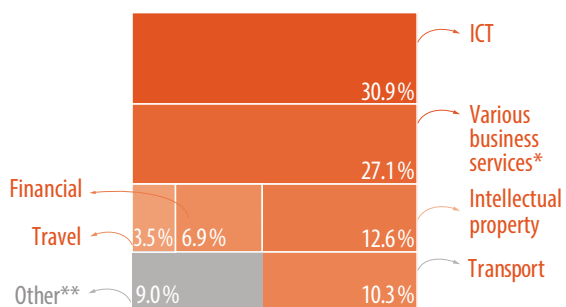
EU exports of goods to Japan (2020)



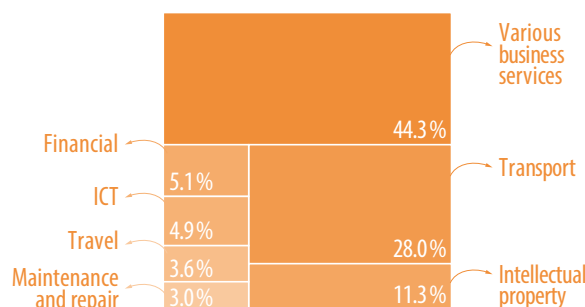
EU imports of goods from Japan (2020)



EU exports of services to Japan (2020)



EU imports of services from Japan (2020)



*Various business services: legal, accounting, consulting, public relations, R&D, architectural, engineering, scientific, advertising, market research, public opinion, trade-related, operating leasing, waste treatment, de-pollution. **Other: manufacturing, maintenance and repair, construction, insurance and pension, personal, cultural and recreational, government goods and services.

Notes

The GlobalStat database is a project of the European University Institute's Global Governance Programme (Italy). It was developed in cooperation with and supported by initial funding from the Francisco Manuel dos Santos Foundation (Portugal).
 Data sources for page 1: GDP figures and inflation are from IMF WEO (2020) and Eurostat (2020); Labour market data are from World Bank WDI based on ILO KILM (2019); Public debt and Surplus/deficit are from IMF WEO (2020), Exchange rates are from Eurostat; FDI and remittances data are estimates from World Bank staff based on IMF BoP data (2019-2020); GINI index is an average value for the period 2010-2018 as reported in the UNDP HDR (2020), and (*) is re-scaled from 0-1 to 0-100 for better comparability; Portfolio Investment data are from IMF Coordinated Portfolio Investment Survey (CPIS, 2020); FDI in- & out-flows and by sector are from the OECD FDI Statistics (2020).
 Data sources for page 2: EU trade with Japan, Main trade partners (EU), Top EU partners (goods), EU exports of goods to Japan (%) and EU imports of goods from Japan (%) are from ComExt, Eurostat (2020); Main trade partners (EU) 'ASEAN countries'=Brunei, Cambodia, Indonesia, Laos, Malaysia, Myanmar/Burma, Philippines, Singapore, Thailand, Vietnam; 'Other APEC members'=Australia, Canada, Chile, Hong Kong, South Korea, Mexico, New Zealand, Papua New Guinea, Peru, Taiwan; Main trade partners (Japan) are from IMF (2020); EU exports and imports of services to and from Japan are from bop_its6_det, Eurostat (2020).
 Data collected in January and February 2022.

This is an updated edition of an 'At a Glance' note published in December 2016.

This document is prepared for, and addressed to, the Members and staff of the European Parliament as background material to assist them in their parliamentary work. The content of the document is the sole responsibility of its author(s) and any opinions expressed herein should not be taken to represent an official position of the Parliament. Reproduction and translation for non-commercial purposes are authorised, provided the source is acknowledged and the European Parliament is given prior notice and sent a copy. © European Union & GlobalStat, 2022.