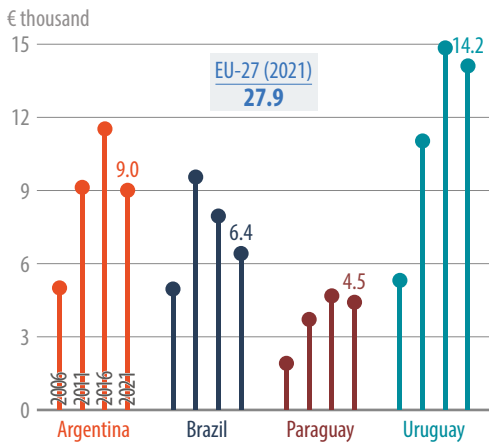


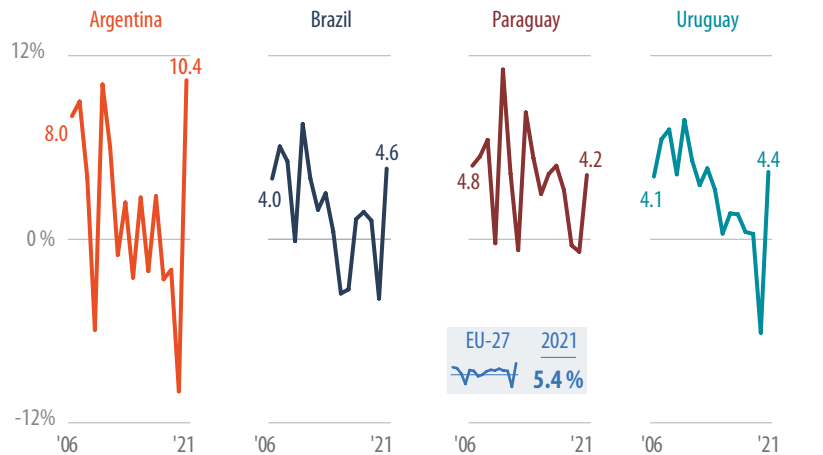
# Mercosur: Economic indicators and trade with EU

## GDP per capita (€) and annual growth (%)

GDP per capita

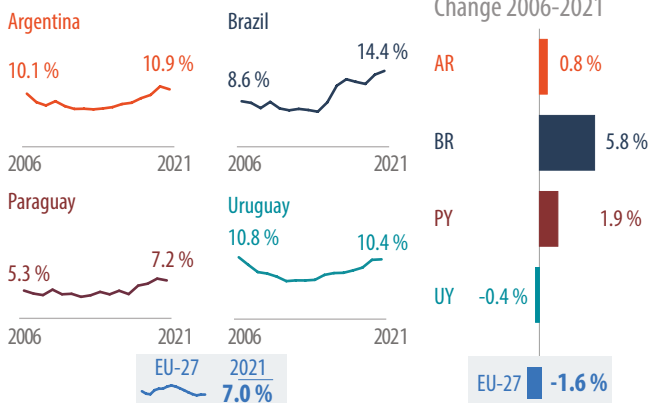


Annual GDP growth

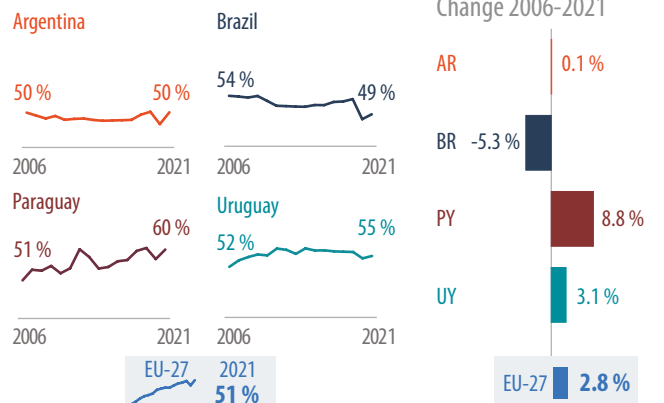


## Unemployment and female labour market participation

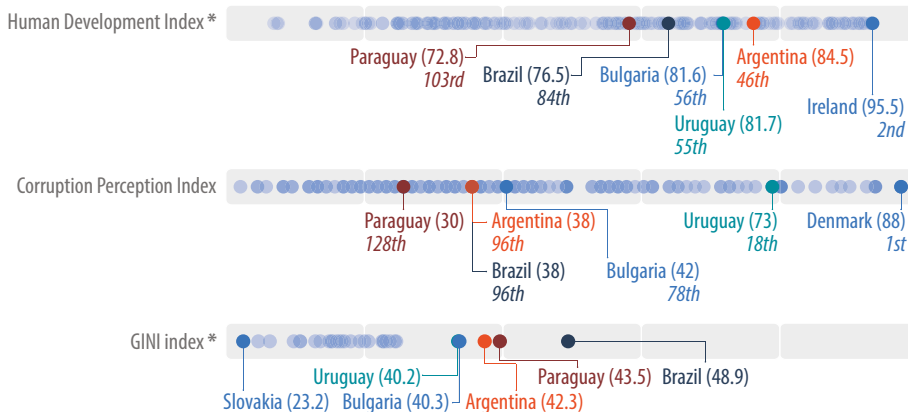
Unemployment (% of total labour force)



Female labour market participation (% of female population ages 15+)



## Business environment and socio-economic indicators

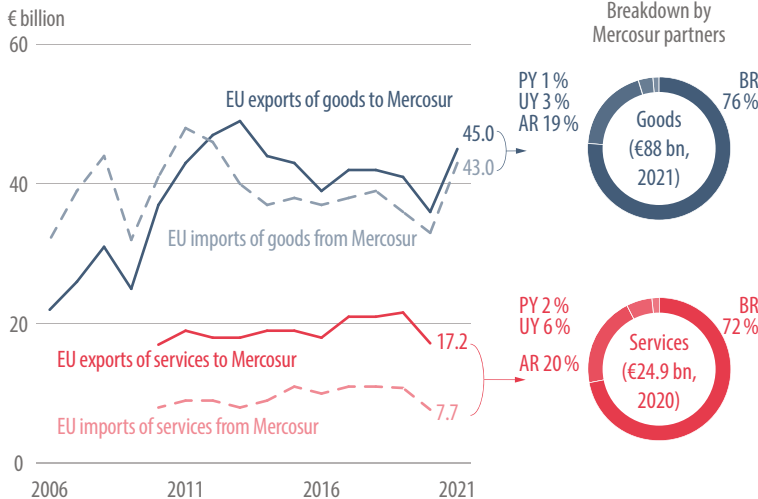


The **Human Development Index (HDI)** measures average achievement in key dimensions of human development. It is based on life expectancy at birth, average duration of education and GDP per capita. It ranges from 0 to 100. 'High human development countries' (UN) are in the range between 70 and 80. Data values are for 2019. EU Member States with the highest and lowest values are labelled for comparison.

The **Corruption Perception Index** measures perceived levels of public sector corruption worldwide. Scores range from 0 (highly corrupt) to 100 (very clean). Data values are for 2021.

The **GINI index** is a measure of inequality in income distribution. A value of 0 represents absolute equality, a value of 100 absolute inequality. Data values are for 2019.

### EU trade with Mercosur

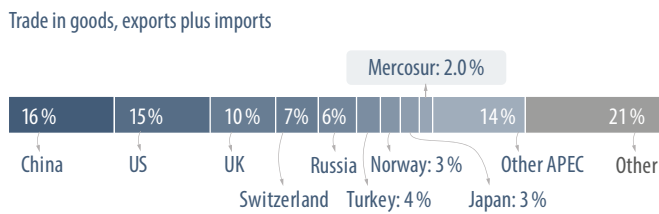


### Top EU partners

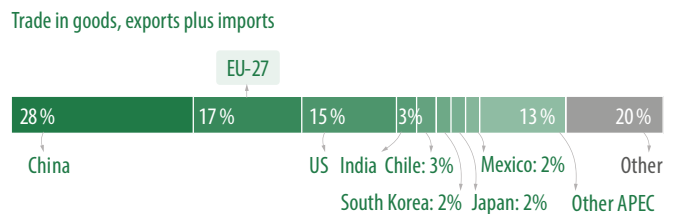


\*Note: no data were provided by Germany for AR (exports and imports), BR, PY, UY, (imports); by Estonia for PY (imports); by Ireland for PY, UY (exports); by Spain for PY (exports and imports); by Cyprus for PY (exports and imports); by Lithuania for PY (imports); by Hungary for PY (exports and imports); by Malta for AR, UY (exports and imports), PY (imports); by Finland for PY (imports).

### EU main trade partners (2021)



### Mercosur main trade partners (2021)




### EU exports of goods to Mercosur (2021)




### EU imports of goods from Mercosur (2021)



### EU exports of services to Mercosur (2020)



### EU imports of services from Mercosur (2020)



**Notes:** The GlobalStat database is a project of the European University Institute's Global Governance Programme (Italy). It was developed in cooperation with and supported by initial funding from the Francisco Manuel dos Santos Foundation (Portugal).  
 Data sources for page 1: GDP figures are from IMF [WEO](#) (October 2022) and Eurostat (November 2022); labour market data are from World Bank [WDI](#) based on ILO KILM (September 2022); HDI is from UNDP [report](#) (2020); CPI is from [Transparency International](#) (2022); GINI index is from [World Bank](#) (July 2022).  
 Data sources for page 2: EU trade with Mercosur, Top EU partners (goods), EU main trade partners, EU exports of goods to Mercosur and EU imports of goods from Mercosur are from [ComExt](#), Eurostat; EU main trade partners 'Other APEC' = Australia, Brunei, Canada, Chile, Hong Kong, Indonesia, South Korea, Malaysia, Mexico, New Zealand, Papua New Guinea, Peru, Philippines, Singapore, Taiwan, Thailand, Vietnam; Mercosur main trade partners are from [IMF](#) (October 2022) 'Other APEC' = Australia, Brunei, Canada, Hong Kong, Indonesia, Malaysia, New Zealand, Papua New Guinea, Peru, Philippines, Russia, Singapore, Taiwan, Thailand, Vietnam; Top EU partners: trade statistics of countries with big ports tend to be over-represented owing to transit goods ([Rotterdam effect](#)); EU exports and imports of services to and from Mercosur are from [bop\\_its6\\_det](#), Eurostat (May 2022).

Data collected in October and November 2022. This is a further updated edition of an 'At a glance' note originally published in December 2019.

This document is prepared for, and addressed to, the Members and staff of the European Parliament as background material to assist them in their parliamentary work. The content of the document is the sole responsibility of its author(s) and any opinions expressed herein should not be taken to represent an official position of the Parliament. Reproduction and translation for non-commercial purposes are authorised, provided the source is acknowledged and the European Parliament is given prior notice and sent a copy. © European Union & GlobalStat, 2022.