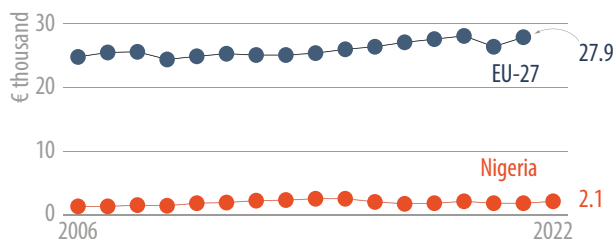
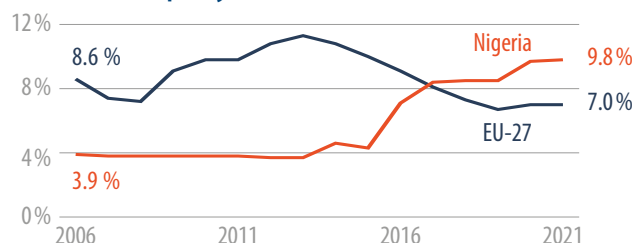


Nigeria: Economic indicators and trade with EU

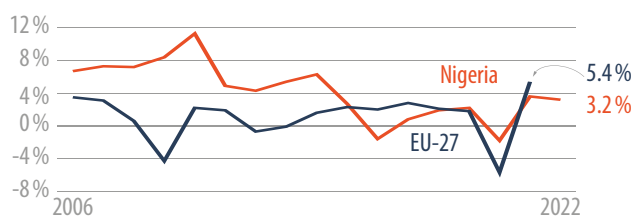
Gross domestic product (GDP) per capita



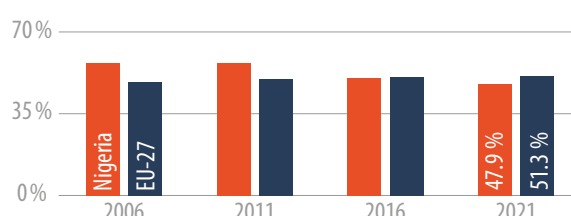
Total unemployment rate (% of total labour force)



GDP growth (Annual change, %)

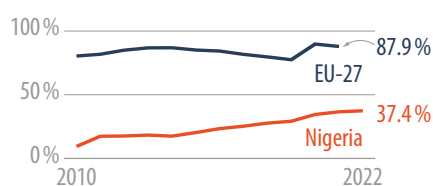


Female labour force participation rate (% of female population aged 15+)

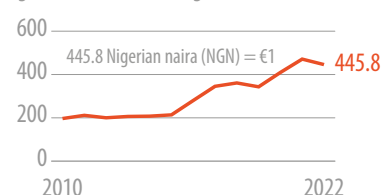


Public finances, monetary and financial data

Public debt (% of GDP)

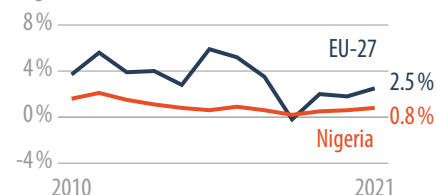


Nigerian naira/€ exchange rate

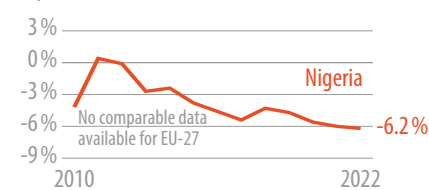


FDI and remittances

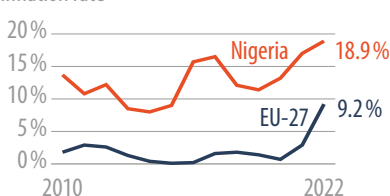
Foreign direct investment (FDI) net inflows (% of GDP)



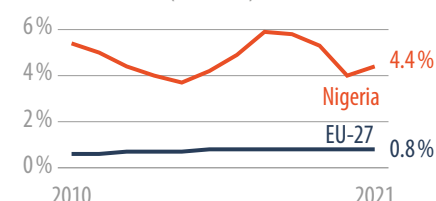
Surplus/deficit (% of GDP)



Inflation rate



Remittances received (% of GDP)



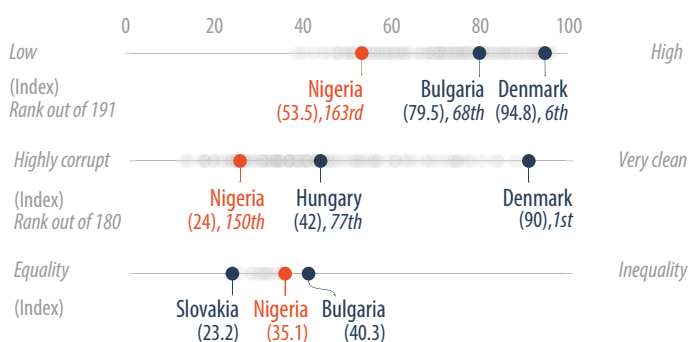
Nigeria's business environment and socio-economic indicators

The **Human Development Index (HDI)** measures average achievement in key dimensions of human development. It is based on life expectancy at birth, average duration of education and GDP per capita. It ranges from 0 to 100. 'High human development countries' (UN) are in the range between 70 and 80. Data values are for 2021.

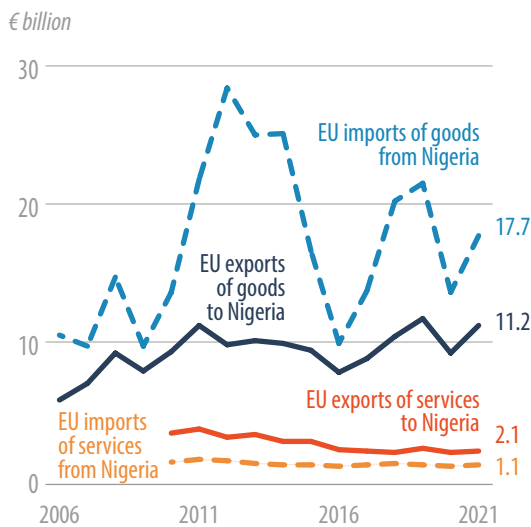
The **Corruption Perception Index** measures perceived levels of public sector corruption worldwide. Scores range from 0 (highly corrupt) to 100 (very clean). Data values are for 2022.

The **GINI index** measures deviation in distribution of income among individuals or households within a country from a perfectly equal distribution. It is a measure of inequality in income distribution. A value of 0 represents absolute equality, a value of 100 absolute inequality. Selected data values are for 2019.

EU Member States with the highest and lowest values are labelled for comparison. Background data values are for the world (HDI, CPI), or for the 27 EU Member States (GINI).

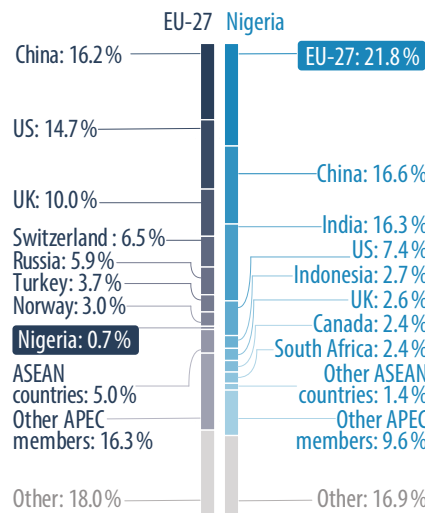


EU trade with Nigeria



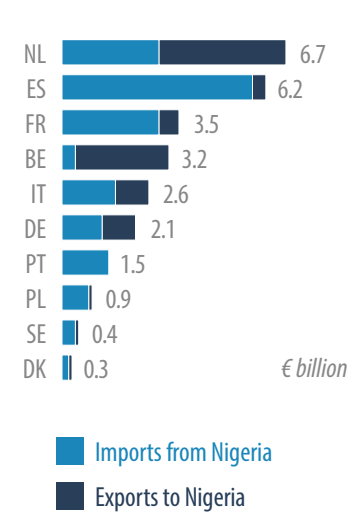
Main trade partners (2021)

Trade in goods, exports plus imports

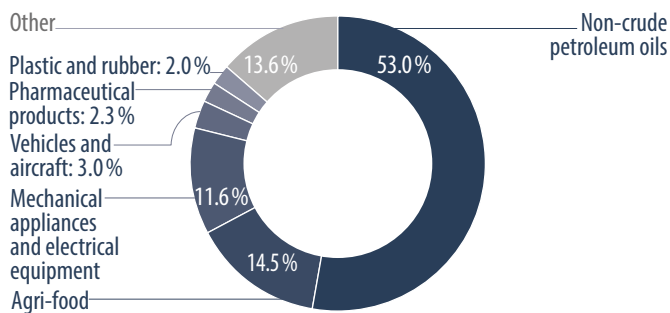


Top EU partners (2021)

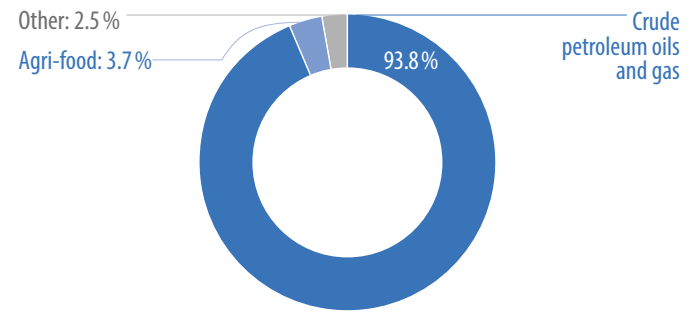
Trade in goods



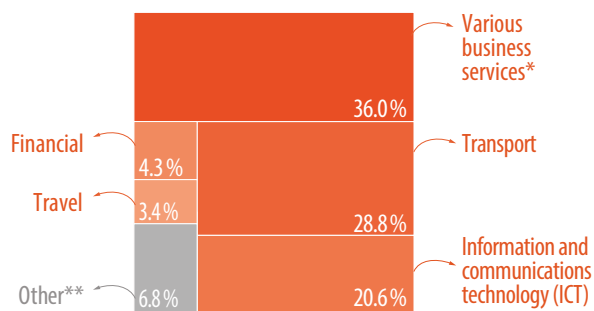
EU exports of goods to Nigeria (2021)



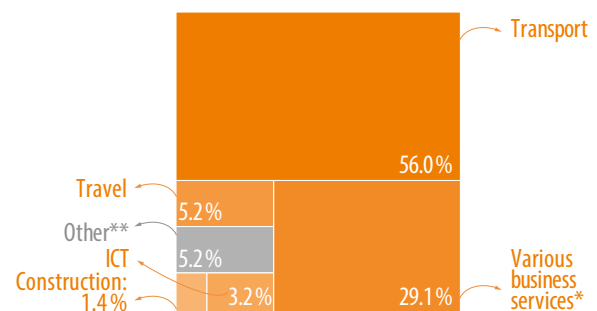
EU imports of goods from Nigeria (2021)



EU exports of services to Nigeria (2021)



EU imports of services from Nigeria (2021)



*Various business services: legal, accounting, consulting, public relations, research and development, architectural, engineering, scientific, advertising, market research, public opinion, trade-related, operating leasing, waste treatment, de-pollution. **Other (both exports and imports): manufacturing, maintenance and repair, insurance and pension, intellectual property, government goods and services, personal, cultural and recreational; (exports also include) construction; (imports also include) financial. No data were provided by DE and IE for exports and by DE and MT for imports.

Notes: The GlobalStat database is a project of the European University Institute's Global Governance Programme (Italy). It was developed in cooperation with and supported by initial funding from the Francisco Manuel dos Santos Foundation (Portugal).

Data sources for page 1: GDP figures and inflation are from IMF WEO (October 2022) and Eurostat (February 2023); labour market data are from World Bank WDI based on ILO KILM (December 2022); public debt and surplus/deficit are from IMF WEO (October 2022), exchange rate is from Eurostat (February 2023); FDI and remittances data are estimates from World Bank staff based on IMF BoP data (December 2022); HDI is from UNDP (2021); CPI is from Transparency International (2022); GINI index is from World Bank (July 2022).

Data sources for page 2: EU trade with Nigeria, Main trade partners (EU), Top EU partners (goods), EU exports of goods to Nigeria and EU imports of goods from Nigeria are from ComExt, Eurostat (January 2023); Main trade partners (EU) 'ASEAN countries' = Brunei, Cambodia, Indonesia, Laos, Malaysia, Myanmar/Burma, Philippines, Singapore, Thailand, Vietnam; 'Other APEC members' = Australia, Canada, Chile, Hong Kong, South Korea, Malaysia, Mexico, Papua New Guinea, Peru, Philippines, Singapore, Taiwan, Thailand, Vietnam; Main trade partners (Nigeria) are from IMF (February 2023); 'Other ASEAN countries' = Brunei, Cambodia, Laos, Malaysia, Myanmar/Burma, Philippines, Singapore, Thailand, Vietnam; 'Other APEC members' = Australia, Chile, Hong Kong, Japan, Malaysia, Mexico, New Zealand, Papua New Guinea, Peru, Philippines, Russia, South Korea, Singapore, Taiwan, Thailand, Vietnam; Top EU partners: trade statistics of countries with big ports tend to be over-represented owing to transit goods (Rotterdam effect); EU exports and imports of services to and from Nigeria are from bop_its6_det, Eurostat (February 2023). Data collected in February 2023.

This document is prepared for, and addressed to, the Members and staff of the European Parliament as background material to assist them in their parliamentary work. The content of the document is the sole responsibility of its author(s) and any opinions expressed herein should not be taken to represent an official position of the Parliament. Reproduction and translation for non-commercial purposes are authorised, provided the source is acknowledged and the European Parliament is given prior notice and sent a copy. © European Union & GlobalStat, 2023.