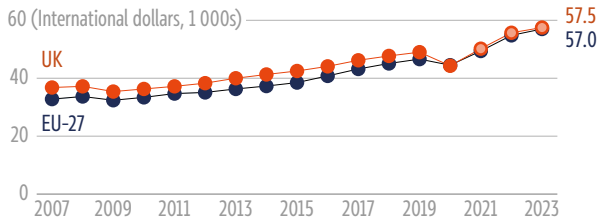


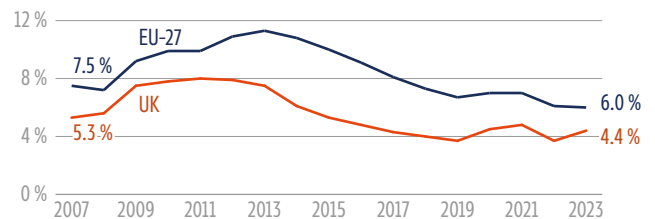
# United Kingdom: Economic indicators and trade with EU

The UK was a European Union Member State from 1973 until 31 January 2020. For reasons of comparability and consistency, the historical data for the 'EU-27' in this infographic covers all current Member States, regardless of whether they were Member States at the time concerned.

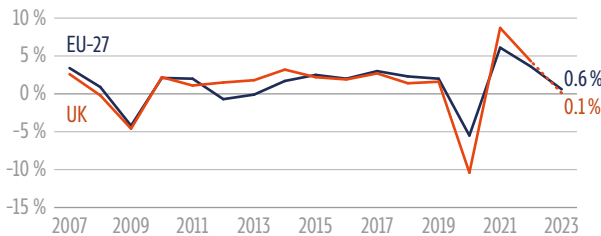
## Gross domestic product (GDP) per capita (at PPP<sup>1</sup> in thousands of international dollars)



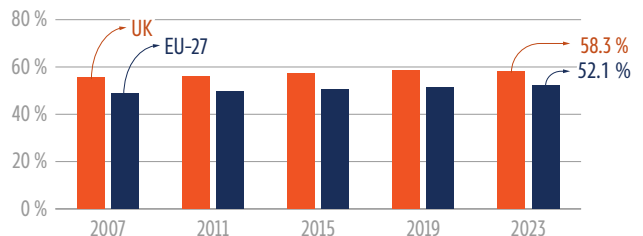
## Total unemployment rate (% of total labour force)



## GDP growth (annual change, %)

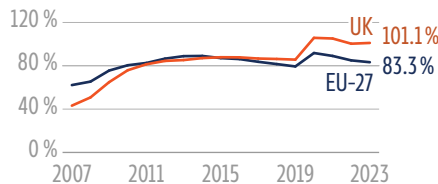


## Female labour force participation rate (% of female population aged 15+)

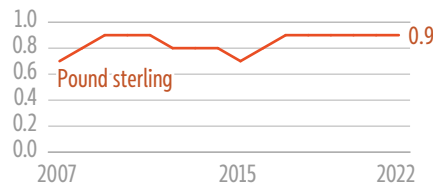


## Public finances, monetary and financial data

### Public debt (% of GDP)

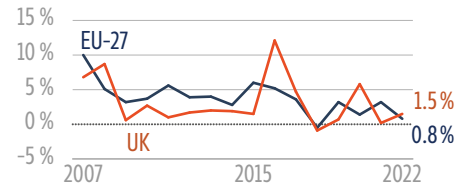


### National currency/euro exchange rate (annual average)

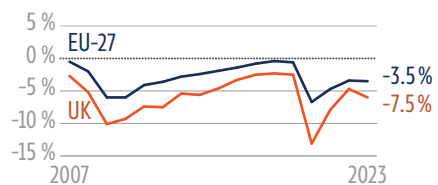


## FDI and remittances

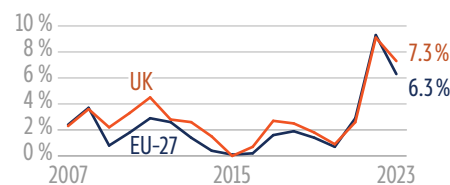
### Foreign direct investment (FDI) net inflows (% of GDP)



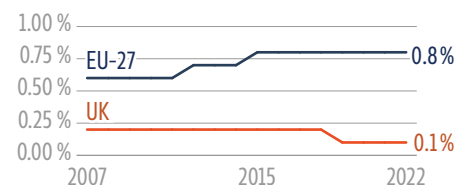
### Surplus/deficit (% of GDP)



### Inflation rate



### Remittances received (% of GDP)

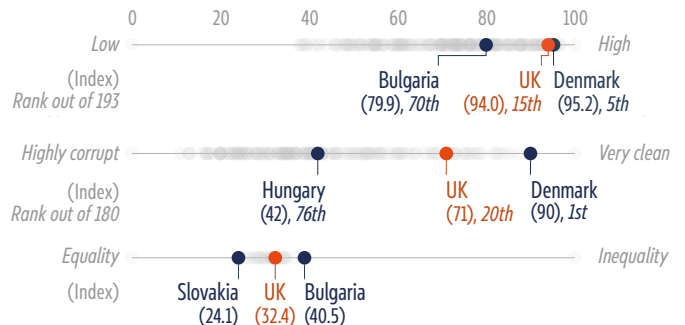


## UK's business environment and socio-economic indicators

The Human Development Index (HDI) measures average achievement in key dimensions of human development. It is based on life expectancy at birth, average duration of education and GDP per capita. It ranges from 0 to 100. 'High human development countries' (UN) are in the range between 70 and 80. Data values are for 2022.

The Corruption Perception Index measures perceived levels of public sector corruption worldwide. Scores range from 0 (highly corrupt) to 100 (very clean). Data values are for 2023.

The GINI index measures deviation in distribution of income among individuals or households within a country from a perfectly equal distribution. It is a measure of inequality in income distribution. A value of 0 represents absolute equality, a value of 100 absolute inequality. Selected data values are for 2021.



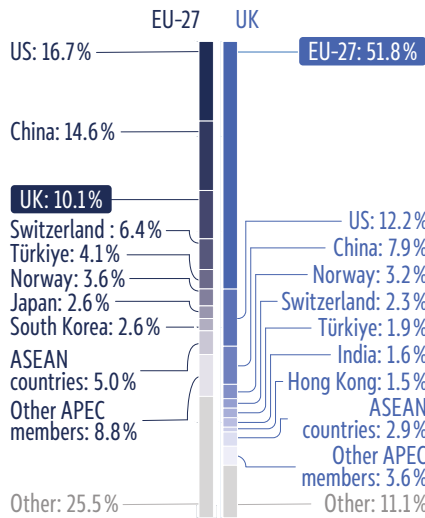
EU Member States with the highest and lowest values are labelled for comparison. Background data values are for the world (HDI, CPI), or for the 27 EU Member States (GINI).

EU trade with UK



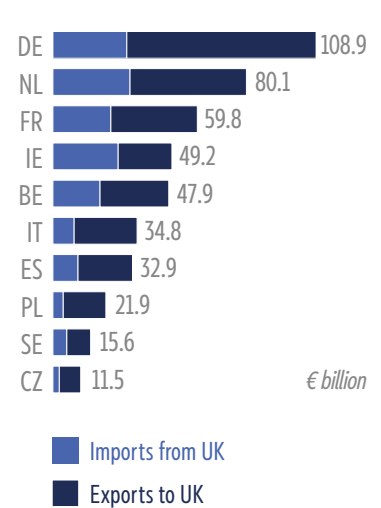
Main trade partners (2023)

Trade in goods, exports plus imports

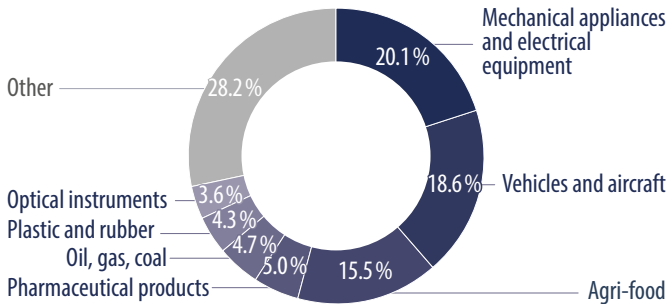


Top EU partners (2023)

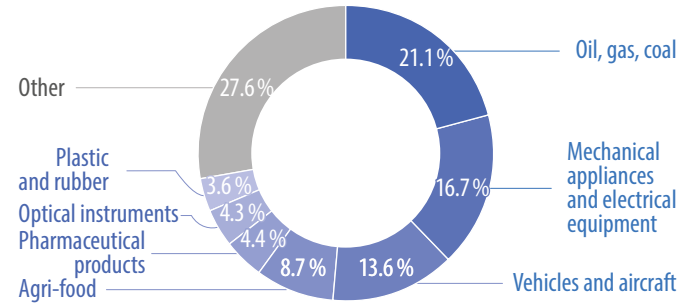
Trade in goods



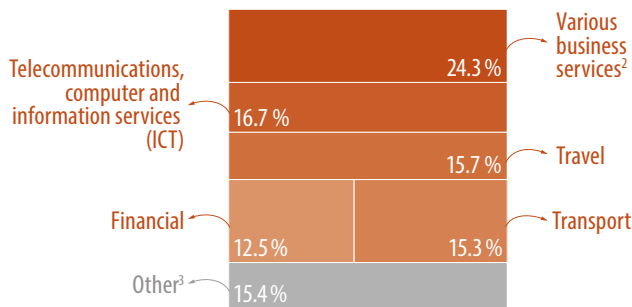
EU exports of goods to UK (2023)



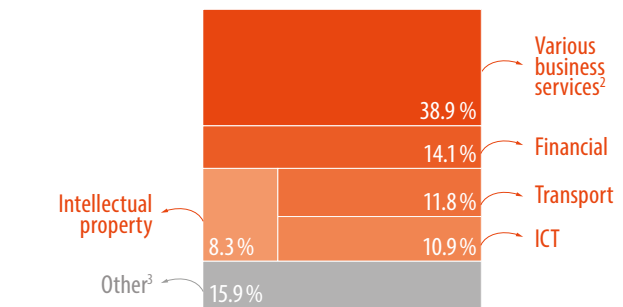
EU imports of goods from UK (2023)



EU exports of services to UK (2022)



EU imports of services from UK (2022)



The GlobalStat database is a project of the European University Institute's Global Governance Programme (Italy). It was developed in cooperation with and supported by initial funding from the Francisco Manuel dos Santos Foundation (Portugal).

**Notes:** <sup>1</sup> Purchasing power parity (PPP) is the rate that converts the currency of one country into that of another country to equalise the price of the same basket of goods and services in each country. An explanation of PPP exchange rates and their application for the conversion into international dollars used in the time series can be found in the [IMF WEO frequently asked questions section](#).

<sup>2</sup> Various business services (both exports and imports): legal, accounting, consulting, public relations, research and development, architectural, engineering, scientific, advertising, market research, public opinion, trade-related, operating leasing, waste treatment, de-pollution. <sup>3</sup> Other (both exports and imports): maintenance and repair, insurance and pensions, manufacturing, construction, government goods and services, personal, financial, cultural and recreational, (only exports) intellectual property, (only imports) travel. Values are provisional.

**Data sources for page 1:** GDP and inflation figures are from IMF WEO (UK, EU, April 2024); [unemployment](#) and [female labour force participation](#) data are from World Bank WDI based on ILO STAT (March 2024); public debt and surplus/deficit data are from IMF WEO (UK, EU, April 2024), exchange rate is from Eurostat (March 2024); [FDI](#) and [remittances](#) data are estimates from World Bank staff based on IMF BoP data (March 2024); HDI is from [UNDP](#) (2024); CPI is from [Transparency International](#) (2024); GINI index is from [World Bank](#) (March 2024). Estimates in graphs are marked with dotted lines or with non-filled circles.

**Data sources for page 2:** EU trade with UK, Main trade partners (EU), Top EU partners (goods), EU exports of goods to UK and EU imports of goods from UK are from [ComExt Eurostat](#) (April 2024); Main trade partners (EU) 'ASEAN countries' = Brunei, Cambodia, Indonesia, Laos, Malaysia, Myanmar/Burma, Philippines, Singapore, Thailand, Vietnam; 'Other APEC members' = Australia, Canada, Chile, Hong Kong, Mexico, New Zealand, Papua New Guinea, Peru, Russia, Taiwan; Main trade partners (UK) are from [IMF](#) (March 2024), 'ASEAN countries' = Brunei, Cambodia, Indonesia, Laos, Malaysia, Myanmar/Burma, Philippines, Singapore, Thailand, Vietnam; 'Other APEC members' = Australia, Chile, Mexico, New Zealand, Papua New Guinea, Peru, Russia, South Korea, Taiwan; Top EU partners: trade statistics of countries with big ports tend to be over-represented owing to transit goods ([Rotterdam effect](#)); EU exports and imports of services to and from UK are from [bop\\_its6\\_det](#), Eurostat (March 2024).

Data collected in April 2024. This paper updates an 'At a glance' note the previous edition of which was published in May 2022.

This document is prepared for, and addressed to, the Members and staff of the European Parliament as background material to assist them in their parliamentary work. The content of the document is the sole responsibility of its author(s) and any opinions expressed herein should not be taken to represent an official position of the Parliament. Reproduction and translation for non-commercial purposes are authorised, provided the source is acknowledged and the European Parliament is given prior notice and sent a copy. European Union & GlobalStat, 2024.